

**User's Guide and Codebook for the Preliminary Release of the
ANES 2012 Time Series Study**

American National Election Studies
The University of Michigan and Stanford University
July 30, 2013

Suggested Citation

ANES. 2013. User's Guide and Codebook for the Preliminary Release of the ANES 2012 Time Series Study. Ann Arbor, MI and Palo Alto, CA: the University of Michigan and Stanford University.

Acknowledgments

This material is based upon work supported by the National Science Foundation under Grants SES-0937715 and SES-0937727. ANES is also supported by the University of Michigan and Stanford University. Any opinions, findings and conclusions or recommendations expressed in this material are those of the authors and do not necessarily reflect the views of the National Science Foundation, the University of Michigan, or Stanford University.

Sections of this report may reprint previous documentation of the American National Election Studies without explicit attribution. Parts 1 through 8 of this report were prepared by Matthew DeBell and part 9 was prepared by Julia Payson and Simon Jackman.

The ANES Principal Investigators are Vincent Hutchings at the University of Michigan and Gary Segura and Simon Jackman at Stanford University. Ted Brader at the University of Michigan is Associate Principal Investigator.

The ANES study directors for the Time Series were Darrell Donakowski for the face-to-face mode and Matthew DeBell for the internet mode. ANES staff contributing to the Time Series are Pat Luevano, Jaime Ventura, and Laurie Pierson at the University of Michigan and Catherine Wilson at Stanford University. Research assistance was provided by Julia Payson, Spencer Piston, Vanessa Cruz, Andrew Boboltz, Kathleen Koehl, and Nora Stephens.

The members of the ANES Board contributing to the Time Series Study and reviewing Online Commons proposals were John Aldrich (chair), Stephen Ansolabehere, Matt Barreto, Shaun Bowler, Ted Brader, Brandice Canes-Wrone, Kathleen Dolan, James Druckman, Morris Fiorina, Sunshine Hillygus, Leonie Huddy, Michael Jones-Correa, Geoffrey Layman, Taeku Lee, Paula McClain, Kathleen McGraw, Diana Mutz, Stephen Nicholson, Tasha Philpot, David Redlawsk, Douglas Rivers, Deborah Schildkraut, Daron Shaw, Randolph Stevenson, Nicholas Valentino, and Lynn Vavreck.

Data collection for the face-to-face interviewing was performed by Abt SRBI. The Abt SRBI study director was Allison Ackerman, under the direction of Chintan Turakhia, with support from David Ciemnecki, Davyd Roskilly, Ricki Jarmon, Courtney Kennedy, K. P. Srinath, and many others. Sections of this report include information from technical reports that were written for ANES by Abt SRBI.

Data collection for the Internet interviewing was performed by GfK (formerly Knowledge Networks). The GfK study director was Larry Osborn. GfK staff contributing to the study included Robert Benford, Elisa Chan, Benjamin DiPaola, Wendy Gross, Leticia Maciel, Xiuli Tang, and Joana Valencia.

Contact

The ANES website address is <http://www.electionstudies.org>
ANES sends occasional updates on Twitter @electionstudies
Any questions not answered on the ANES website or by this report may be directed to ANES staff by email at anes@electionstudies.org

Contents

1. INTRODUCTION	4
2. SURVEY CONTENT	7
3. SAMPLE DESIGN	18
4. DATA COLLECTION	24
5. DISPOSITIONS AND OUTCOME RATES	27
6. WEIGHTS (PRELIMINARY)	28
7. DATA ANALYSIS	29
8. ORIENTATION TO THE DATA FILE	30
9. CODEBOOK	34

1. Introduction

The User's Guide

This User's Guide describes the methods and procedures followed in the design and implementation of the ANES 2012 Time Series study. It provides an overview of the study and describes the content of the questionnaires, the design and selection of the sample, and the procedures of data collection. It is not a comprehensive methodology report. ANES staff will complete a comprehensive methodology report in late 2013.

Highlights of the 2012 Study

The ANES 2012 Time Series Study is the 29th study in a series of biennial election studies conducted since 1948 (the "ANES Time Series"). As with all Time Series studies conducted during years of presidential elections, respondents were interviewed during the two months preceding the November election (Pre-election interview), and then re-interviewed during the two months following the election (Post-election interview).

For the first time in Time Series history, face-to-face interviewing was supplemented with data collection on the Internet. Data collection was conducted in the two modes independently, using separate samples. For the face-to-face mode, all sampled persons were interviewed in person using Computer-Assisted Personal Interviewing (CAPI), which also incorporated an interview segment in each wave that was self-administered. For the Internet mode, all study participants were members of the KnowledgePanel, a panel of regular survey participants administered by GfK (formerly Knowledge Networks).

Highlights of the 2012 study include the following:

Dual-mode design. The ANES 2012 Time Series study features a dual-mode design combining the traditional ANES face-to-face interviewing with a separate sample interviewed on the internet.

Largest-ever sample size. By virtue of the dual mode design we completed interviews with 5,916 respondents, more than any previous study in the Time Series.

Online commons content development. Continuing the practice introduced in 2006, a major facet of the study design process was the proposal of content by members of the user community on the Online Commons. Nineteen proposals led directly to new questions.

New instrumentation. Several items were measured on ANES for the first time, including "Big Five" personality traits using the Ten Item Personality Inventory, skin tone observations made by interviewers in the face-to-face study, and a vocabulary test from the General Social Survey called "Wordsum."

Mnemonic variable names. To make the data easier to use, we have switched from the past use of numeric variable names, such as V081234, to mnemonic names, such as gender_respondent.

Non-clustered sample for the Internet mode. The face-to-face sample, like all nationally representative sample surveys using in-person interviewing, is geographically clustered, which prevents using the data for statistical inferences about sub-national geographies such as states.

The internet sample in 2012 is not geographically clustered. Subject to sample-size limitations, it may be used for inferences about sub-national geographic regions.

Self-administered questions. A portion of the in-person interview was conducted by handing the interviewer's tablet computer to the respondent and allowing the respondent to answer questions privately, to limit the effects of social desirability or privacy concerns on respondents' answers.

The Preliminary Release

This User's Guide accompanies the first release of data from the ANES 2012 Time Series Study. This is a "preliminary release," meaning that the data file and its documentation are not in their final form.

ANES staff will continue to conduct checks on the survey responses and on the completeness, consistency, and accuracy of the data. Errors that we discover or that are reported to us will be investigated and either documented or corrected. Administrative, summary, and non-survey variables will be added to the file, including data on recruitment contacts at the sampled addresses. Future documentation will more comprehensively detail the procedures followed during study design, data collection, and data processing.

Name of the Study

The ANES was previously called the "National Election Studies" or NES. To avoid confusion with the many other national election studies in other countries, it has been called the American National Election Studies since 2005.

Studies in the ANES Time Series were traditionally labeled solely by year, for example, "the 1980 ANES" (or, "the 1980 American National Election Study"). However, this convention invited confusion, since ANES as an organization conducts studies other than Time Series studies, often during the same years as studies from the Time Series.

Beginning with the 2008 study, the Time Series naming convention for data releases specifically includes the label "Time Series" -- in this case, the "ANES 2012 Time Series Study" (rather than "the 2012 ANES").

ANES 2012 Time Series Study at a Glance

<i>Title</i>	ANES 2012 Time Series Study
<i>Data status</i>	Preliminary release, July 30, 2013 (version 20130730)
<i>Purpose</i>	To describe the American electorate and to test hypotheses concerning voting behavior and public opinion concerning the 2012 presidential elections
<i>Modes</i>	Face-to-face and Internet, for separate samples
<i>Design</i>	Face-to-face mode: Address-based sample with in-person recruitment and interviews Internet mode: Primarily address-based sample and mail recruitment, and Internet interviews; some RDD telephone sample and recruitment, and Internet interviews
<i>Population</i>	U.S. citizens age 18 or older
<i>Field periods</i>	Pre-election, face-to-face: Sept. 8 – Nov. 5 (median October 13) Pre-election, internet: Oct. 11 – Nov. 6 (median Oct. 25) Post-election, face-to-face: Nov. 7 – January 13, 2013 (median Nov. 26) Post-election, internet: Nov. 29 – January 24, 2013 (median Dec. 9)
<i>Interviews (n)</i>	Pre-election: 5,916 (2,056 face-to-face and 3,860 online) Post-election: 5,513 (1,932 face-to-face and 3,581 online)
<i>Variables</i>	1,357 variables are on the preliminary file
<i>Languages</i>	English or Spanish (available in both modes)
<i>Response rates</i>	Face-to-face: 38 percent
<i>(estimated, AAPOR RR1)</i>	Online: 2 percent
<i>Re-interview rates for post-election interview</i>	Face-to-face: 94 percent Online: 93 percent Overall: 93 percent
<i>Interview length (median)</i>	Face-to-face: about 90 minutes per interview Online: 83 minutes pre-election and 94 minutes post-election
<i>Weights</i>	To be representative of the population the data must be weighted
<i>Data</i>	Data are available free of charge from the ANES website, www.electionstudies.org

2. Survey Content

Online Commons

The ANES Online Commons is a forum in which any interested person can contribute to the development of ANES surveys by submitting proposals for questionnaire content and by making comments on proposals. This forum is intended to improve the quality and scientific value of ANES data collections by promoting innovation, collaboration, and constructive, inclusive dialogue about study design, and was central to the development of the Time Series Study questionnaires. The Online Commons was developed for the ANES 2006 Pilot Study and was used for the ANES 2008 Time Series.

In 2011, the Online Commons was open to proposals for Time Series Study content from all members of the user community. Following the proposal period, an additional comments period was open, during which opinions and remarks on the final set of submitted proposals continued to be accepted for consideration by the PIs and ANES Board as part of the decision-making process.

There were 19 proposals received and considered as part of the study design process. Each proposal was reviewed by the ANES Board, which provided feedback to the Principal Investigators (PIs). The PIs selected content for the study based on the Online Commons proposals, and in many cases the PIs and staff worked with proposal authors and outside experts to develop and refine content for the study.

The original proposals are available in the Online Commons Archive section of the ANES Google Groups at https://groups.google.com/forum/?hl=en&fromgroups#!forum/anes_online_commons_archive. Winning proposals helped develop content on numerous topics that shaped the study.

Splice

A few questions were “spliced.” In the Time Series, as in any survey repeated over time, there is tension between the goals of measuring change over time and measuring as accurately as possible. To pursue both of these goals, we spliced some questions by randomly assigning respondents to receive either an old (standard) version that is the same as questions asked on past surveys or a new (revised) version that we believe has better measurement properties. There is one random assignment condition on the survey that applies to all spliced questions, so that a respondent is assigned to receive either the old version or the new version on all spliced questions that have old and new versions.

Spliced items can be identified in the codebook or questionnaire by “STD” or “REV” in the item label.

Screener Survey Content

Face-to-face interviewing began with a Screener questionnaire, the purpose of which was to ascertain the presence of eligible residents in the sampled household. This questionnaire asked for the first name, age, citizenship status, and race/ethnicity of every adult living in the sampled household.

Internet surveys were conducted with members of the GfK KnowledgePanel who had previously completed a profile questionnaire on which age, citizenship, and race/ethnicity were reported.

Pre-Election Questionnaire Content

The pre-election questionnaire consisted of the following sections in this order.

The *campaign interest and engagement* (CAMPINT) section asked questions about attention to politics, whether the respondent knows where to vote, turnout in the 2008 election, and candidate choice in the 2008 election.

Media exposure and attention (PRMEDIA) asked questions about household internet use, and news consumption and attention on the Internet, television, newspapers, and radio.

Registration, turnout, and vote choice (PREVOTE) asked questions on these topics for the 2012 election. These included questions about voting in the primaries. For the first time, ANES asked about early voting on the pre-election survey. Voting questions concerned the elections for president, House of Representatives, and, where applicable, the U.S. Senate and state governor. Respondents who had not voted early were asked their vote intentions or their candidate preferences. The survey also asked respondents the name under which they are registered to vote, to facilitate validation of turnout reports against official government records.

Likes and dislikes for major party presidential candidates (CANDLIK) asked open-ended questions: "Is there anything in particular about (candidate) that might make you want to vote (for/against) him?" (Note that, despite the "likes and dislikes" section name, respondents were never asked what they "like" or "dislike" about the candidates.)

Congressional approval (CONGAPP) asked if respondents approve or disapprove of the way the U.S. Congress has been handling its job.

Presidential and status quo approval (PRESAPP) asked if respondents think the country is on the right or the wrong "track" and whether respondents approve or disapprove of the way Barack Obama has been handling his job as president, and how he has been handling various specific policy domains (the economy, relations with foreign countries, health care, the war in Afghanistan).

Feeling thermometers (FT) used the "feeling thermometer" device to ask respondents their attitudes toward Barack Obama, Mitt Romney, Joe Biden, Paul Ryan, Hillary Clinton, George W. Bush, the Democratic Party, and the Republican Party.

Major party likes-dislikes (PTYLIK) asked open-ended questions: "Is there anything in particular that you (like/don't like) about the (Democratic/Republican) party?"

Personal financial situation (FINANCE) questions asked how many family members live with the respondent, whether they are better off or worse off financially than a year ago, and whether they think they will be better or worse off a year from now.

Personal health situation and health care law (HEALTH) questions asked if the respondent has health insurance, favors or opposes the 201 health care reform law, what their current health status is, and whether they are or have been a smoker. Self-reported health was asked as a

result of Michael Jones-Correa and Mallory Sorelle's Online Commons proposal for EGSS-4, "Self-Reported Health and Politics."

Presidential candidate affect (CANDAFF) questions asked how often Barack Obama and Mitt Romney have made the respondent feel angry, hopeful, afraid, or proud.

Liberal-conservative placement (LIBCPRE) asked respondents to place themselves and others on a seven point scale ranging from extremely liberal to extremely conservative. Placements for others were for Barack Obama, Mitt Romney, the Democratic Party, and the Republican Party.

The *divided government* (DIVGOV) section asked one question, "Do you think it is better when one party controls both the presidency and Congress, better when control is split between the Democrats and Republicans, or doesn't it matter?"

Likelihood/percent chance that R will vote (LIKELYPCT) asked respondents how likely they were to vote in the general election in November. This question had two forms with within-subjects randomization of the question's position on the questionnaire. Each respondent was asked both forms of the question. Half got one at this point and the other later in the questionnaire, and half got the reverse order.

Campaign finance regulation (CAMPFIN) asked if the respondent favors or opposes "the government being able to place limits on how much money corporations and unions can give to a political candidate" and "the federal government banning political ads sponsored by corporations or unions that directly support or oppose political candidates."

Income inequality in the U.S. (INEQ) asked if income differences between rich and poor are larger or smaller now than 20 years ago.

Efficacy (EFFIC) asked a battery of four questions on political efficacy. Respondents were randomly assigned to receive either the "standard" questions that have been part of the ANES Time Series for many years or a "revised" set of questions introduced on the ANES 2008 Time Series survey that should have better measurement properties than the standard battery because they replace the agree-disagree question format that is subject to acquiescence bias.

State of the economy (ECON) asked respondents to rate the current state of the economy, to indicate whether the economy and unemployment had gotten better or worse in the last year and would get better or worse in the next year.

Blame for poor economic conditions (ECBLAME) asked respondents how much various people and groups were to blame for "the poor economic conditions of the past several years": President Obama, President Bush, Democrats in Congress, Republicans in Congress, Wall Street bankers, consumers who borrowed too much money, and mortgage lenders. This module was included as a result of Rick Wilson and Catherine Eckel's Online Commons proposal for the ANES EGSS-1 survey, "Stimulus Spending and Blame Attribution."

Party performance (PRTYPERF) asked one question: Which party do you think would do a better job of handling the nation's economy?

Attitudes and intentions toward coming elections (PRESWIN) asked how much the respondent cared who wins the presidential election, who he or she thought would win the election nationally and in the respondent's own state, and whether the election would be close. The item

on voting as a choice or a duty was asked as a result of Christopher Achen's Online Commons proposal, "Proposal for a New Question about Civic Duty in the ANES."

U.S. position in the world (USWORLD) asked if the US position in the world regarding American strength and isolationism.

Party ID (PRYID) asked questions to place the respondent on the traditional seven-point party identification scale ranging from strong Democrat through independent to strong Republican.

Tea Party (TEAPTY) asked if the respondent supported or opposed the Tea Party movement. This question originated with an Online Commons proposal by Bryce Summary, "The Tea Party Movement," which was originally proposed for the ANES EGSS-1 survey.

Presidential candidate traits (CTRAIT) asked if Barack Obama and Mitt Romney were moral, provide strong leadership, really care about people like you, were knowledgeable, intelligent, and honest.

Cost and benefit of the war (WAR) asked if the war in Afghanistan was worth the cost and how it affected the threat of terrorism against the United States.

Services and spending tradeoff placement (SPSRVPR) asked respondents to place themselves, Barack Obama, Mitt Romney, the Democratic Party, and the Republican Party on a seven point scale concerning how many services the government should provide.

Defense spending level placement (DEFSPPR) asked respondents to place themselves, Barack Obama, Mitt Romney, the Democratic Party, and the Republican Party on a seven point scale concerning how much should be spent on defense.

Government or private health insurance placement (INSPRE) asked respondents to place themselves, Barack Obama, Mitt Romney, the Democratic Party, and the Republican Party on a seven point scale concerning preferences for government insurance or private insurance for health care.

Position on gun access (GUN) asked, "Do you think the federal government should make it more difficult for people to buy a gun than it is now, make it easier for people to buy a gun, or keep these rules about the same as they are now?"

Guaranteed jobs and living standard placement (GUARPR) asked respondents to place themselves, Barack Obama, Mitt Romney, the Democratic Party, and the Republican Party on a seven point scale concerning preferences for whether the government should see to jobs and standard of living or should let each person get ahead on their own.

Government policy on unauthorized immigrants (IMMIG) asked about policy choices regarding unauthorized immigrants.

Aid to blacks placements (AIDBPR) asked respondents to place themselves, Barack Obama, and Mitt Romney on a seven point scale concerning preferences for whether government should help blacks or blacks should help themselves.

Environment-jobs tradeoff (ENVJOB) asked respondents to place themselves, Barack Obama, and Mitt Romney on a seven point scale concerning how much government should regulate businesses to protect the environment.

Affirmative action at universities and at work (AA) asked if the respondent favored or opposed these practices.

Federal spending levels on programs (FEDSPEND) asked if federal spending should be increased or decreased for Social Security, public schools, science and technology, dealing with crime, welfare programs, child care, aid to the poor, and protecting the environment.

Political knowledge: religion of presidential candidates (CANDREL) asked the respondent to identify Barack Obama's and Mitt Romney's religious faith.

Trust in government (TRUSTGOV) measured trust in the federal government. Respondents were randomly assigned to receive either a traditional version of this question that has been asked on ANES Time Series since 1958 or a slightly modified version introduced in 2008 that may have better measurement properties. Three additional trust questions were asked.

Social trust (TRUST) asked, "Generally speaking, how often can you trust other people?"

Government responsiveness (RESPONS) asked, "How much do you feel that having elections makes the government pay attention to what the people think?"

Effect of presidential candidate win on economy (ECONCAND) asked how the economy would perform if particular candidates won the presidency.

Environmental policy and conditions (ENVIR) asked about offshore oil drilling, nuclear power, whether global warming is happening, whether it will be good or bad, and what is causing it.

Civil rights for gays and lesbians (GAYRT) asked about several policies regarding gays and lesbians: job discrimination, military service, adoption, and gay marriage. The questions on job discrimination and military service were spliced with two question wording formats.

Abortion standard self-placement (ABORTION) asked which abortion policy option the respondent preferred.

Position on the death penalty (PENALTY) asked what is says in the label.

Current presidential administration (PRESADM) asked if the U.S. was more or less secure from its foreign enemies compared to 2008.

Likelihood/percent chance that R will vote (PCTLIKELY) is the later partner to the LIKELYPCT section, asking either the percent chance or the likelihood that the respondent will vote.

Religious practices, attitudes, and affiliation (RELIG) asked questions about the importance of religion to the respondent, frequency of prayer, the Bible's status as the word of God, attendance of religious services, being part of a particular faith or church or denomination, status as a born-again Christian, and terms the respondent might use to describe his or her religious beliefs.

Demographics (DEM) asked date of birth, marital status, domestic partnership status, level of education, spouse's level of education, service in the armed forces, employment status, occupation, industry, work hours, worry about losing job, layoff status, spouse or partner's employment status, labor union membership, class identity, ethnicity, race, parents' nativity, respondent's nativity, Hispanic background details, immigration to the US, naturalization, and language spoken at home.

Demographics 2 (DEM2) continued the demographics section, asking about children living in the household, school enrollment, internet use, and telephones.

Demographics 3 (DEM3) continued the demographics section, asking where the respondent grew up, how long he or she had lived in the same community, the location of the previous relationship, home tenure, name changes, where the respondent lived five years ago, and government-issued identification (driver's license, passport, or other).

CASI intro and practice screens (CASISTART) was administered only to face-to-face respondents to train respondents to use the tablet for the computer-aided self-interview (CASI) section of the questionnaire. This section asked about owning a dog and what the respondent ate for breakfast.

CASI: Assets (WEALTH) asked about investments and other assets.

CASI: family and R income (INC) asked the respondent's family income.

CASI sources of media information Pre (MEDSRC) asked about media use, including specific television programs watched, radio programs listened to, web sites visited, newspapers read, and the use of Twitter, Facebook, and blogs. This module was influenced by Terri Towner's Online Commons proposal, "When Web 2.0 Meets Politics: The Influence of Social Media."

CASI gun ownership (OWNGUN) asked if anyone in the household owns a gun.

CASI literacy (WORDSUM) asked a modified version of the GSS wordsum vocabulary test. The selection of words was based on the work of Cor, Haertel, Krosnick, and Malhotra.¹

CASI sexual orientation (ORIENTN) asked the respondent's sexual orientation and whether any people close to the respondent are gay, lesbian, or bisexual.

CASI political knowledge (PREKNOW) asked five questions testing the respondent's knowledge of American government.

R happiness with life (HAPP) asked the respondent, "All things considered, how satisfied are you with your life these days?"

Post-Election Questionnaire Content

The post-election questionnaire consisted of the following sections in this order.

¹ Cor, Ken, Edward Haertel, Jon A. Krosnick, and Neil Malhotra. 2012. "Improving Ability Measurement in Surveys by Following the Principles of IRT: The Wordsum Vocabulary Test in the General Social Survey." *Social Science Research*. 41, 1003-1016.

Post media exposure and attention (MEDIAPO) asked questions that have been repeated since the 1950s about watching or listening to programs about the campaign on television or radio and reading the newspaper, as well as new questions about getting campaign information on the Internet. These are not the same questions as PRMEDIA on the pre-election survey.

Mobilization and engagement in the political process (MOBILPO) asked questions about parties or campaigns contacting the respondent to urge a vote, and about the respondent's own campaign activities such as urging a vote, volunteering, or giving money.

DHS-based civic engagement (DHSINVOLV) asked questions introduced on the 2008 Time Series about civic engagement. Items in this section were influenced by David Repass's Online Commons proposal, "Contact with Congressional Representatives."

Post registration, turnout, and vote choice (POSTVOTE) asked about voter registration, turnout, and candidate choices, repeating the PREVOTE module.

Better party for women (PTYWOM) asked a single question, "Which party do you think does a better job looking out for the interests of women?"

Political knowledge: office recognition (OFCREC) asked a battery of questions of a type introduced in 1986, asking "what job or political office is now held" by the four people who were currently Speaker of the House, Vice President, Chief Justice, and Prime Minister of the UK. These are open-ended questions.

Post individual political figure thermometers (FTPO) were asked for the Democratic and Republican presidential candidates (Barack Obama, Mitt Romney), their respective wives (Michelle Obama, Ann Romney), candidates for the House of Representatives in the respondent's district, candidates for Senate or Governor if those races occurred in the respondent's state, incumbent senators, Democratic and Republican Vice-Presidential candidates (Joe Biden, Paul Ryan), and Supreme Court Chief Justice John Roberts.

Post group thermometers (FTGR) were asked regarding Christian Fundamentalists, Catholics, feminists, the federal government in Washington, liberals, middle class people, labor unions, poor people, the military, big business, people on welfare, conservatives, working class people, the U.S. Supreme Court, gay men and lesbians, Congress, rich people, Muslims, Christians, atheists, Mormons, and the Tea Party.

Performance of House incumbent (HSEINC) asked job approval regarding the House incumbent.

Most important problems in the country (MIP) asked the respondent to name the most important problems facing the country. These were open-ended questions. Revisions to this module were made as a result of David Repass's Online Commons proposal, "Correcting the Most Important Problems Question."

Security and civil liberties, public security measures (SECURPUB) asked if changes in security at public places have gone too far, are about right, or do not go far enough.

Political knowledge (KNOWL) tested the respondents' knowledge of the party with the most members in the House of Representatives and in the Senate before the election.

Woman president (WPRES) asked the respondent's attitudes toward the prospect of a woman becoming president.

Federal deficit reduction (BUDGET) measured policy preferences concerning the federal budget deficit.

Patriotism (PATRIOT) asked three questions about the respondent's patriotism.

Millionaire tax (MILLN) asked about taxes for people making over one million dollars per year.

Government ensure fair jobs for blacks (FAIRJOB) asked if the government should see to it that black people get fair treatment in jobs.

Limits on foreign imports (IMPORTS) asked one question about trade protectionism.

U.S. support for Israel (ISRSUPP) asked one question about American support for Israel.

Immigration levels and consequences (IMMIGPO) asked two questions about immigration.

Effect of health care law (HLTHLAW) asked about the Affordable Care Act.

Policy and attitudes toward Iran (IRAN) asked about Iran and nuclear weapons.

Policy and attitudes toward China (CHINA) asked whether the recent economic expansion of China has been good or bad for the U.S. and asked if China's military is a threat to the U.S.

Economic peril (ECPERIL) asked questions about deferring health care because the respondent cannot afford it, worry about the respondent's financial situation, home tenure, the ability to make housing payments, and contact with people who have lost jobs.

Liberal-conservative placement (LIBCPO) repeats the pre-election measurement of liberal-conservative self-placement and obtains placements for the House candidates.

Scientific policy (SCIENCE) asked how often the government should rely on scientific approaches.

Abortion (ABORT) involved a splice. Those assigned the "standard" version were asked to place Barack Obama, Mitt Romney, the Democratic Party, and the Republican Party on a standard four-point scale for abortion policy. Those assigned the "revised" condition were asked whether they believed abortion should or should not be legal in a variety of circumstances.

Court authorize wiretapping (WIRETAP) asked about warrants for wiretapping suspected terrorists.

Outsourcing of U.S. jobs (OUTSOURCE) asked how the federal government should respond to outsourcing of jobs.

Invest Social Security into stocks and bonds (SSINV) asked about investment of Social Security taxes.

Neo-nullification (NEONULL) asked whether states should be able to decide whether federal laws apply within the state.

Legalization of marijuana use (POT) asked about this policy option.

Size of government role (LIMITGOV) asked four questions about the respondent's view on bigger or smaller government. This module was influenced by Emily Ekins's Online Commons proposal, "Assessing the American Ideological Landscape."

Discuss politics with family or friends (DISCUSS) asked how often the respondent talked about politics.

Attitudes toward and exposure to Mormonism (MORMON) asked three questions on this topic influenced by David Smith's Online Commons proposal for the EGSS-4 surveys, "Candidate Religion, Culture Wars and National Identity."

Presidential candidate preference and aversion factors (PRFACTOR) asked if several characteristics of Obama and Romney made the respondent more or less likely to vote for each candidate.

Comparisons of major parties (PTYDIFF) asked if there are any differences between the major parties and if one party is more conservative.

TARP (TARP) asked if the respondent favored or opposed the 2008 Troubled Asset Relief Program.

Supreme Court (SCOURT) asked questions evaluating the court and its legitimacy. These questions came from James L. Gibson and Gregory A. Caldeira.

Community involvement (INVOLV) asked questions about contacting government officials, working with people or attending a meeting about an issue facing the respondent's community, belonging to organizations, volunteering, or donating to church or charity.

Linked fate (LINK) asked whether what happens generally to other people would affect what happens in the respondent's life. Reference groups were other members of the respondent's race/ethnicity, women (for female respondents only), and "other people in this country."

Moral traditionalism (TRAD) is a four-item scale asked since 1986.

Racial resentment/symbolic racism (RESENT) is a four-item scale asked since 1986, based on work by Donald Kinder, David Sears, and others.

Trust in government (TRUSTGVPO) asked respondents how many of the people running the government are "crooked."

Efficacy – Post (EFFICPO) asked questions about internal and external political efficacy. This section included a splice in which half the respondents were asked an old version of the questions repeated since 1952 and half were asked a new version introduced in 2008.

Electoral integrity WVS Post (ELECTINPO) asked items from the World Values Survey concerning how often votes are counted fairly, journalists provide fair coverage of elections,

election officials are fair, rich people buy elections, and voters are offered a genuine choice at the ballot box.

Working women (WOMEN) asked questions about women working outside the home.

Modern sexism (MODSEXISM) asked the “modern sexism” battery concerning discrimination against women, demands for equality, and opportunities for achievement.

Affirmative action in hiring (AAPOST) repeated an item asked since 1986 about “preferential hiring and promotion of blacks.” Different questions address the same subject in pre-election section AA.

Authoritarianism (AUTH) asked a set of four questions about child-rearing that have been used to measure authoritarianism.

Equalitarianism (EGAL) asked six questions about egalitarian preferences that have been repeated since the 1980s.

Security and civil liberties, increase in wiretapping (WIRETAPPO) asked one question: “Have increases in the government’s wiretapping powers since September 11, 2001, gone too far, are they just about right, or do they not go far enough?”

Cognitive style (COG) asked questions concerning “need to evaluate,” first asked on the ANES Time Series in 2000. (The “cognitive style” label for this section reflects an initial plan to ask more questions that could not be included on the final questionnaire because of length.)

Non-mainstream mass public allegations (NONMAIN) asked the respondent’s beliefs regarding several factual allegations in public discourse. This module was developed in response to Erick Oliver and Adam Berinsky’s Online Commons proposal, “Conspiratorial Beliefs, Public Opinions, and Democratic Citizenship.”

Comparative Study of Electoral Systems (CSES) is a battery of questions common to many national election surveys around the world.

Department of Homeland Security (DHS) asked questions concerning terrorism, radicalization, and legitimacy, most of which were developed and asked on the ANES 2008 Time Series survey with funding from the Department of Homeland Security.

Hispanic R ethnic distinction and assimilation (POHISP) asked Hispanic respondents questions about language use, Hispanic culture, and, for those born outside the United States, connections to native countries.

CASI intro and practice screens Post (ACASISTARTPO) introduced the respondent to the tablet computer before the respondent answered the subsequent sections in the Computer-Aided Self Interview (CASI) format. These practice questions asked if the respondent has a dog and what the respondent ate for breakfast.

CASI thermometers (FTCASI) asked feeling thermometers regarding Asian-Americans, Hispanics, blacks, illegal immigrants, and whites.

CASI attitudes toward race groups (RACECASI) asked about the influence of whites, blacks, and Hispanics in politics and asked about admiration and sympathy for racial/ethnic groups.

CASI group identity (IDENT) asked respondents the importance of their race/ethnicity to their identity.

CASI income inequality (INEQINC) asked if it is good or bad that income inequality has increased in the past 40 years, and whether government should try to make the difference smaller.

CASI Post group stereotypes (STYPE) measured racial stereotyping, asking respondents to rate whites, blacks, Hispanics, and Asians as hardworking or intelligent.

TIPI (TIPI) is the Ten Item Personality Inventory, a brief measurement of the “Big Five” personality traits developed by Gosling, Rentfrow, and Swann.²

CASI family and R income (INCPO) asked the total income of all members of the respondent’s family living in the household during 2011.

CASI discrimination in the U.S. for groups and personally (DISCRIM) asked how much discrimination there is in the U.S. today against blacks, Hispanics, whites, gays and lesbians, and women, and asked how much racial/ethnic discrimination the respondent has experienced personally.

CASI religious stereotypes (RSTYPE) was asked only online. The face-to-face sample was not asked these questions. They asked how well the words “violent” and “patriotic” describe most Catholics, Protestants, Muslims, Mormons, and non-religious people.

Interviewer Observations

Interviewers were asked to make observations about the respondent and the household. These included recording the respondent’s skin tone (color), taking note of window signs or other political or campaign-related signs visible at the residence, and noting characteristics of the respondent such as apparent intelligence, cooperation, suspicion, interest in the interview, and sincerity. These observations were made by the interviewer at the end of the pre- and post-election interviews.

² Gosling, Samuel D., Peter J. Rentfrow, and William B. Swann, Jr. 2003. A Very Brief Measure of the Big-Five Personality Domains. *Journal of Research in Personality*, 37, 504-528.

3. Sample Design

Overview

The ANES 2012 Time Series is a dual-mode survey (face-to-face and Internet) with two independent samples. Cases selected for the face-to-face sample could not be interviewed on the Internet, and cases selected for the Internet survey could not be interviewed in person.

The target population for the two samples is U.S. citizens age 18 or older. Design criteria also included having sufficient numbers of black and Hispanic respondents to enable analysis of those subgroups.

Internet Sample

Internet respondents were members of the GfK (formerly Knowledge Networks) KnowledgePanel. The KnowledgePanel is a large online panel of survey respondents who are invited to complete surveys several times each month on a variety of topics for a variety of investigators. Panelists are recruited using two probability sampling methods: address-based sampling (ABS) and random-digit dialing (RDD). Prospective panelists who do not have Internet access at the time of recruitment are furnished with free Internet service and free hardware to connect to the Internet.

A sample of KnowledgePanelists selected from the KnowledgePanel to receive invitations to take the ANES Time Series survey. This sample was limited to U.S. citizens who would be at least 18 years old by Election Day, November 6, 2012, and was limited to one person per household.

Information about the construction of the KnowledgePanel is presented below.

KnowledgePanel Sampling

The following description of sampling for the KnowledgePanel is reprinted from documentation furnished by Knowledge Networks.

RDD and ABS Sample Frames

Knowledge Networks initially selects households using random digit dialing (RDD) sampling and address-based sampling (ABS) methodology. In this section, we will describe the RDD-based methodology, while the ABS methodology is described in a separate section below.

KnowledgePanel recruitment methodology uses the quality standards established by selected RDD surveys conducted for the Federal Government (such as the CDC-sponsored National Immunization Survey).

Knowledge Networks utilizes list-assisted RDD sampling techniques based on a sample frame of the U. S. residential landline telephone universe. For efficiency purposes, Knowledge Networks excludes only those banks of telephone numbers (a bank consists of 100 numbers) that have less than 2 directory listings. Additionally, an oversample is conducted among a stratum telephone exchanges that have high concentrations of

African-American and Hispanic households based on Census data. Note that recruitment sampling is done without replacement, thus numbers already fielded do not get fielded again.

A telephone number for which a valid postal address can be matched occurs in about 70% of the sample. These address-matched cases are all mailed an advance letter informing them that they have been selected to participate in KnowledgePanel. For efficiency purposes, the unmatched numbers are under-sampled at a current rate of 0.75 relative to the matched numbers. Both the oversampling mentioned above and this under-sampling of non-address households are adjusted appropriately in the panel's weighting procedures.

Following the mailings, the telephone recruitment begins for all sampled phone numbers using trained interviewer/recruiters. Cases sent to telephone interviewers are dialed for up to 90 days, with at least 14 dial attempts on cases where no one answers the phone, and on numbers known to be associated with households. Extensive refusal conversion is also performed. The recruitment interview, about 10 minutes long, begins with informing the household member that they have been selected to join KnowledgePanel. If the household does not have a computer and access to the Internet, they are told that in return for completing a short survey weekly, they will be provided with a laptop computer (previously a WebTV device was provided) and free monthly Internet access. All members in a household are then enumerated, and some initial demographic and background information on prior computer and Internet use are collected.

Households that inform interviewers that they have a home computer and Internet access are asked to take their surveys using their own equipment and Internet connection. Incentive points per survey, redeemable for cash, are given to these "PC" respondents for completing their surveys. Panel members who were provided with either a WebTV earlier or currently a laptop computer (both with free Internet access) do not participate in this per survey points incentive program. However, all panel members do receive special incentive points for select surveys to improve response rates and for all longer surveys as a modest compensation for burden.

For those panel members receiving a laptop computer (as with the former WebTV), prior to shipment, each unit is custom configured with individual email accounts, so that it is ready for immediate use by the household. Most households are able to install the hardware without additional assistance, though Knowledge Networks maintains a telephone technical support line. The Knowledge Networks Call Center contacts household members who do not respond to email and attempts to restore both contact and cooperation. PC panel members provide their own email addresses and we send their weekly surveys to that email account.

All new panel members are sent an initial survey to both welcome them as new panel members but also to familiarize them with how online survey questionnaires work. They also complete a separate profile survey that collects essential demographic information such as gender, age, race, income, and education to create a personal member profile. This information can be used to determine eligibility for specific studies, is used for weighting purposes, and operationally need not be gathered with each and every survey. This information is updated annually with each panel member. Once completed new member is "profiled," they are designated as "active" and ready to be sampled for

client studies. [Note: Parental or legal guardian consent is also collected for conducting surveys with teenage panel members, ages 13-17.]

Once a household is contacted by phone—and additional household members recruited via their email address—panel members are sent surveys linked through a personalized email invitation (instead of by phone or mail). This permits surveys to be fielded quickly and economically, and also facilitates longitudinal research. In addition, this approach reduces the burden placed on respondents, since email notification is less obtrusive than telephone calls, and allows research subjects to participate in research when it is convenient for them.

Address-Based Sampling (ABS) Methodology

When KN started KnowledgePanel panel recruitment in 1999, the state of the art in the industry was that probability-based sampling could be cost effectively carried out using a national random-digit dial (RDD) sample frame. The RDD landline frame at the time allowed access to 96% of the U.S. population. This is no longer the case. We introduced the ABS sample frame to rise to the well-chronicled changes in society and telephony in recent years. The following changes have reduced the long-term scientific viability of the landline RDD sampling methodology: declining respondent cooperation to telephone surveys; do not call lists; call screening, caller-ID devices and answering machines; dilution of the RDD sample frame as measured by the working telephone number rate; and finally, the emergence and exclusion of cell-phone-only households (CPOHH) because they have no landline phone.

According to the Center for Disease Control, approximately 25% of U.S. households cannot be contacted through RDD sampling: 22% as a result of CPOHH status and 3% because they have no phone service whatsoever. Among some segments of society, the sample noncoverage is substantial: more than one-third of young adults, ages 18-24, reside in CPOHHs.

After conducting an extensive pilot project in 2008, we made the decision to add an address-based sample (ABS) frame in response to the growing number of cell-phone only households that are outside of the RDD frame. Before conducting the ABS pilot, we also experimented with supplementing our RDD samples with cell-phone samples. However, this approach was not cost effective for you our clients and raised a number of other operational, data quality, and liability issues (e.g., calling people's cell phones while they were driving).

The key advantage of the ABS sample frame is that it allows sampling of almost all U.S. households. An estimated 98% of households are “covered” in sampling nomenclature. Regardless of household telephone status, they can be reached and contacted via the mail. Second, our ABS pilot project revealed some other advantages beyond the expected improvement in recruiting adults from CPOHHs:

- Improved sample representativeness for minority racial and ethnic groups
- Improved inclusion of lower educated and low income households
- Exclusive inclusion of CPOHHs that have neither a landline telephone nor Internet access (approximately 4% to 6% of US households).

ABS involves probability-based sampling of addresses from the U.S. Postal Service's Delivery Sequence File. Randomly sampled addresses are invited to join KnowledgePanel through a series of mailings and in some cases telephone follow-up calls to non-responders when a telephone number can be matched to the sampled address. Invited households can join the panel by one of several means:

by completing and mailing back a paper form in a postage-paid envelope;
by calling a toll-free hotline maintained by Knowledge Networks; or
by going to a designated KN web-site and completing an online recruitment form.

After initially accepting the invitation to join the panel, respondents are then "profiled" online answering key demographic questions about themselves. This profile is maintained using the same procedures established for the RDD-recruited research subjects. Respondents not having an Internet connection are provided a laptop computer and free Internet service. Respondents sampled from ABS frame, like those from the RDD frame are provided the same privacy terms and confidentiality protections that we have developed over the years and have been reviewed by dozens of Institutional Review Boards.

Large-scale ABS sampling for our KnowledgePanel recruitment began in April, 2009. As a result, KnowledgePanel will be improving its sample coverage of CPOHHs and young adults.

Because we will have recruited panelists from two different sample frames – RDD and ABS – we are taking several technical steps to merge samples sourced from these frames. Our approach preserves the representative structure of the overall panel for the selection of individual client study samples. An advantage of mixing ABS frame panel members in any KnowledgePanel sample is a reduction in the variance of the weights. ABS-sourced sample tends to align more true to the overall population demographic distributions and thus the associated adjustment weights are somewhat more uniform and less varied. This variance reduction efficaciously attenuates the sample's design effect and confirms a real advantage for study samples drawn from KnowledgePanel with its dual frame construction.

Face-to-Face Sample

The in-person (face-to-face) interviews were conducted using an address-based, stratified, multi-stage cluster sample in 125 census tracts. The sample includes a nationally-representative "main sample" and two "oversamples," one of blacks and one of Hispanics. The target number of interviews was 1,400 responses from the main sample (including people of all racial and ethnic backgrounds) and 300 responses from the black oversample and 300 responses from the Hispanic oversample, for a total of 2,000 pre-election interviews.

Note that in contrast to the ANES 2008 Time Series oversample design, in which there was one sample with selection probabilities adjusted to produce oversamples of blacks and Hispanics, the 2012 design has distinct samples for the oversamples, making it possible to distinguish respondents as belonging to the main sample or an oversample.

Sample selection for the face-to-face survey was performed by statistical staff at Abt SRBI working under the oversight of ANES personnel. References below to “we” refer collectively to these groups.

Strata and stages

The first stage of sampling consisted of stratifying the 48 contiguous states and the District of Columbia into nine regions corresponding to Census Divisions. Alaska and Hawaii were excluded as a cost-saving measure, and their small populations make this exclusion a fairly small source of bias. These Census Divisions constitute the study’s strata. Within each region, a number of census tracts was then randomly selected. The number of tracts selected per region was proportional to the region’s proportion of the U.S. adult population. For example, the New England region is home to about 5 percent of the U.S. adult population, so we drew five percent of the 125 tracts from New England, amounting to six tracts. Within each region, tracts were selected with “probability proportional to size,” meaning that tracts with larger populations had a higher probability of selection. This is a desirable method because it preserves similar selection probabilities for individuals all over the country.

The second stage of sampling consisted of the random selection of residential addresses within each tract. The sampling frame – that is, the list of every possible address from which we randomly drew our sample of addresses – consisted of the Delivery Sequence File (DSF) used by the United States Postal Service for the residential delivery of mail.

The DSF provides the best and most cost-effective list of residential addresses in the United States, but it is not perfect. There are areas where residential housing units are not included on the DSF because home delivery of mail is not available or for other reasons. To evaluate the extent to which the DSF appeared to adequately include all residential addresses, we compared the number of addresses on the DSF for a sampled census tract to the 2010 Decennial Census count of housing units in the tract. In tracts where the number of addresses on the DSF was less than 99% of the number of addresses on the Decennial Census, we took steps to assure that households not on the DSF had a chance to be included in the sample. Where this coverage ratio was less than 70% we discarded the DSF as inadequate and instead sent interviewers to visit the tract and make a list of all housing units. This was the case in 4 tracts. Where the coverage ratio was between 70% and 99%, we used the DSF to select addresses and then performed additional procedures to check for housing units missed (CHUM) and, if necessary, add missed housing units to the sample. This was the case in 59 tracts. These “CHUM” procedures will be fully described in a forthcoming methodology report for the study, but in brief they consisted of looking to see if houses near the sampled address were included on the DSF, and adding households to the sample if they were found to be missing from the DSF. In the remaining 62 tracts the coverage ratio was 99% or better and we relied solely on the DSF as the sampling frame.

Addresses for the black and Hispanic oversamples were selected from tracts with relatively high proportions of one or both of these populations. This design approach is a cost-saving measure, making it less expensive to find and recruit members of the oversample populations. The black oversample addresses were drawn from tracts (among the 125 already selected) where Census data indicated blacks were 15% or more of the population. The Hispanic oversample addresses were drawn from tracts where Census data indicated Hispanics were 20% or more of the population. There were 22 tracts meeting the criteria for black oversample and 29 meeting the criteria for Hispanic oversample. Four of these tracts met the criteria for both.

The third and final stage of sampling was the selection of one eligible person per household. As described in the Data Collection Procedures section below, screening was accomplished by sending an interviewer to the sampled address and completing a brief interview in which a household informant provided the first name, age, citizenship status, race, and ethnicity of all household members. The interviewer's computer then randomly selected one person from among those identified as eligible for the study. At the addresses drawn for the main sample, individuals were eligible if they were U.S. citizens, lived at the address as their main residence, and would be 18 years old on or before November 5, 2012. At the addresses drawn for the black and Hispanic oversamples, individuals were eligible if they were eligible by the main sample criteria and also were identified as black or Hispanic, respectively. The selection of individuals was made by the computer and enforced by the interviewer, and no substitutions were acceptable. If no eligible person lived in the household, no interview was conducted there.

4. Data Collection

Overview

As with all Time Series studies conducted during years of presidential elections, respondents were interviewed during the two months preceding the November election (Pre-election interview) and then re-interviewed during the two months following the election (Post-election interview). Face-to-face interviews were conducted with one interview before the election and a second interview with the same respondents after the election. Internet interviews were conducted with two interviews before the election and two more interviews with the same respondents after the election. Internet data collection was managed by GfK. In-person data collection was managed by Abt SRBI.

For both the internet and face-to-face data collection, the study was described using a name that sounded less political than “American National Election Studies.” This name is confidential so that future study participants will not be able to readily associate the study with the ANES. The name is a relatively general label for the study. Two names that were considered and rejected were the National Study of American Life and the Survey of the American Public. The actual name is similar to these examples. We use this generic name with respondents to reduce the potential for non-response bias related to interest in politics.

Internet Data Collection

Internet respondents were invited to the survey by email. They followed a link to a web address to complete the survey over the internet. The survey began with a consent screen that provided information about the study and included contact information for the study administrators.

Prior to completing the ANES surveys, internet respondents had completed profile surveys on demographic and political topics. All of the data from these profile surveys will be included in the final data files.

In addition to completing the ANES questions, internet respondents also completed a Direct Democracy module, for which ANES will release data later in the year.

Face-to-Face Data Collection

Interviewers were provided with lists of sampled addresses in their work area and maps showing the locations of these addresses. Upon reaching a sampled address, interviewers completed the CHUM procedure described in part 3, if appropriate. Interviewers also made observations regarding the dwelling unit, such as noting its state of repair and the presence of political yard signs. Interviewers then attempted to complete a brief screening interview at the selected address. During the screening interview, interviewers sought to make a list of each eligible person residing at the household. For the main sample, this consisted of U.S. citizens age 18 or older by Election Day. For the black and Hispanic oversamples, this consisted of U.S. citizens age 18 or older by Election Day who were black, or Hispanic, respectively. After completing this household listing, the computer randomly selected one eligible person from the list. An interview could be conducted only with the selected person; no substitutions were allowed.

Interviewers recorded the outcome of every attempt to conduct an interview. These outcomes are called “call dispositions,” and there are four general categories of dispositions: completed interviews, incomplete interviews (including cases where no interview had yet been attempted; “incomplete” does not mean “partial”) at addresses where a screener was completed and at least one person was determined to be eligible for the study, incomplete interviews where we did not know if any eligible person lived there, and addresses where it was known that no eligible person lived there. Additional details were recorded, such as “refused,” or “no contact” (no one home), or noting that the sampled address did not really exist or actually turned out to be a business or other non-residential address. These records of call dispositions will be released as part of the full release of data in the future.

The survey itself was administered by the interview in person in two parts, one pre-election and one post-election. Surveys were typically administered at the respondent’s home. Interviewers conducted the interviews using a touch-sensitive tablet computer. For both surveys, most of the interview was administered in computer-aided personal interview (CAPI) format, in which the computer displayed a question to the interviewer, the interviewer read the question aloud, verbatim, to the respondent, the respondent answered verbally, and the interviewer marked the answer on the computer. When respondents expressed reluctance to answer, interviewers were trained to encourage respondents to answer, a process known as “probing.”

Some of the questions on each survey were asked using a computer-aided self-interview format (CASI). For this part of the interview, the interviewer handed the tablet computer to the respondent and the respondent answered questions privately, without the interviewer’s participation. Questions administered this way are so noted in the questionnaire and the codebook.

Interviewers were instructed to attempt to make an audio recording of every interview, in its entirety, with the respondent’s consent.

Incentive Payments

To encourage participation, internet respondents were paid \$10 per survey plus an additional \$25 for completing all four, for a total of \$65. Face-to-face respondents were initially offered \$25 to complete the pre-election interview. The offered amounts were increased to \$50 on October 5th, \$75 on October 24th, and \$100 on October 26th. For the post-election survey, respondents who were paid \$25 or \$50 for the pre-election survey were initially offered \$50, and those who were paid \$75 or \$100 for the pre-election survey were initially offered \$100. These amounts were increased to \$75 and \$125, respectively, at the end of the field period.

Interview Length

The median lengths of the four internet interviews were 32, 43, 44, and 42 minutes, respectively. The median total lengths of the pre-election and post-election internet interviewing were 83 and 94 minutes, respectively.

The median lengths of the pre-election and post-election face-to-face interviews were 95 and 96 minutes, respectively.

Timing data for the internet and face-to-face interviews are not strictly comparable because of differences in the instrumentation included in the timings for the two modes. The face-to-face timings include a module after the end of the survey that collected contact information for the

respondents to facilitate re-contacting them in the future. This module probably took about 5 minutes and was not administered online. Excluding this contact module, the median lengths of the face-to-face interviews were probably about 90 minutes each. The online interviews included a module at the very end of the post-election survey that was not administered face-to-face. The online timings also include the Direct Democracy instrumentation, which took several minutes. Data from this instrumentation will be release separately in the future.

Vote Validation and Supplemental Information

We are in the process of obtaining official records of voter registration and voter turnout for each sampled person and for the people at each sampled address. We are also obtaining other information from commercial vendors to supplement the questionnaires. This process will be completed later this year and resulting data will be included on the final data release.

5. Dispositions and Outcome Rates

Final dispositions and outcome rates are not available for the current release of the ANES 2012 Time Series Study. This information will become available later this year. Preliminary response rates in the pre-election survey are a minimum of 38 percent for the face-to-face sample and 2 percent for the internet sample, elaborated below.

The response rate is designed to estimate the proportion of eligible sample members who were interviewed. There were 7,298 addresses sampled for the face-to-face interviewing and to which an advance letter was mailed. Of these, Abt SRBI determined that 1,918 were not eligible because the address did not exist, it was outside of the sampled tract, it was not a permanently occupied residence, there was no adult U.S. citizen living there, or, for addresses sampled for the black and Hispanic oversamples, there was no black or Hispanic resident at the address. These ineligible cases are excluded from the denominator of the response rate. 2,056 interviews were completed, for a minimum response rate (AAPOR RR1) of $2056/(7298-1918) = 38$ percent. The true response rate will be higher than this. Using the AAPOR RR3 formula, and assuming that the cases with unknown eligibility for the study have an eligibility rate matching the cases with known eligibility, the response rate would be 49 percent.

This response rate is the lowest recorded for the ANES Time Series and is far short of our expectations for the study. A low response rate is potentially important because it indicates greater potential for non-response bias to affect the estimates. In the coming months ANES personnel will finalize the response rate computations following a review of the call dispositions and we will complete a nonresponse bias analysis to assess how well the sample represents the U.S. citizen population. We will also complete an analysis of the fieldwork procedures to explain why the response rate was below expectations. Preliminary indications are that the low response rate was a function of releasing too many sampled addresses to the interviewers, insufficient contact efforts with the released addresses, the general downward trend in response rates that has been occurring for many years, and the oversample design's reliance on screening for populations with a low incidence rate. We will elaborate on these issues in a future report.

For the web sample, the response rate is a function of the recruitment of panel members, the retention of panelists from the time of recruitment to the point at which they were invited to take the ANES survey, and the response to those survey invitations. The response rate overall is about 2 percent, in line with expectations for surveys from the KnowledgePanel.

6. Weights (preliminary)

There are three weight variables on the file, intended for different purposes. Each weight is preliminary and improved weights may be released with the next version of the data file if ANES personnel find that practical improvements can be made.

weight_ftf is intended for analysis of the face-to-face sample alone. It may be used for pre-election or post-election variables, or a combination of the two. The effects of attrition in the face-to-face sample are negligible for most analyses we have examined, therefore just one weight may be satisfactory for analysis of the face-to-face sample alone.

weight_web is intended for analysis of the Internet sample alone. As with the face-to-face sample, attrition effects are small, so this weight may be used for analysis of the pre-election variables alone, post-election variables alone, or the two in combination.

weight_full is intended for the analysis of the combined samples. If you want to include all available cases, use this weight.

Each weight accounts for the probability of household selection, the probability of respondent selection within the household, nonresponse, and random sampling error. The weights are post-stratified to produce estimates that match known population proportions for selected characteristics. The internet weight is post-stratified on a cross-classification of race/ethnicity and educational attainment, a cross-classification of age and sex, metropolitan status, household internet access, income, marital status, and home ownership. The face-to-face weight is post-stratified on age, a cross-classification of age and sex, race/ethnicity, a cross-classification of race/ethnicity and sex, educational attainment, a cross-classification of race/ethnicity and educational attainment, marital status, income, census region, home ownership, and nation of birth. The full sample weight simply combines the internet and face-to-face weights into one variable.

Additional information on the construction of the ANES 2012 Time Series weight variables will become available later this year. Because the weights on the preliminary release file are preliminary, they may be revised with the next data release.

7. Data Analysis

The data file contains data from two independently administered surveys with separate samples. They may be analyzed using the face-to-face data alone, the Internet data alone, or the two modes in combination. The modes may be distinguished using the mode variable.

Analyses should be weighted if they are intended to generalize to the target population of adult U.S. citizens. The unweighted data are not representative of the target population, so **unweighted estimates of population percentages and regression coefficients are wrong**. Also, due to the complex sample design of the ANES, sampling errors and related statistics (including confidence intervals, p-values, *t*-tests, and all other tests of statistical significance) should not be calculated using methods intended for simple random samples. For a discussion of methods appropriate for the ANES data, see *How to Analyze ANES Survey Data*.³ To choose appropriate weights for a given analysis, see the Weights section of this guide, above.

If you use Taylor Series estimates of sampling errors, use the variable `strata_full` for the full sample, or `strata_fff` for the face-to-face sample alone. For the face-to-face sample, the clustering (or primary sampling unit) variable is `sample_ffpsu`. The internet sample is not clustered or stratified.

The average design effect for the web sample is 1.7512. The average design effect for the face-to-face sample is 1.9135. The average design effect for the full sample using `weight_full` is 1.8076.

To use generalized variance estimation for the full sample, divide `weight_full` by 1.8076.

³ DeBell, Matthew. 2010. *How to Analyze ANES Survey Data*. ANES Technical Report Series, No. nes012492. <http://electionstudies.org/resources/papers/nes012492.pdf>

8. Orientation to the Data File

Cases and data on the file

The preliminary release data file includes cases (i.e., respondents, or individuals) for whom the entire pre-election ANES survey was administered. If all ANES pre-election questions were asked, then the case is on the file; if not, the case is not on the file. For the internet sample, this means that cases are excluded unless both pre-election surveys were completed.

Data on the file are questionnaire data for the pre- and post-election surveys, and selected administrative variables. Variables are detailed in the “Variables on the file” section, below.

The preliminary file includes data only for complete interviews. Partial interviews are not included on this file.

File formats

The data are provided in SPSS (.sav), Stata (.dta), and ASCII (.txt) formats. The ASCII data file is pipe-delimited (the | character) to facilitate quick reading into statistical and other software, and also uses a fixed-width format. SPSS, Stata, and SAS syntax files which read in the raw data by their fixed column locations are provided so that users can create datasets in the file formats of these applications. Each set of syntax files is accessed from a central 'run' file, which must be submitted (in SPSS, Stata, or SAS) according to directions provided in (comment) directions at the top of the 'run' file. See the 'run' files for instructions.

Variables on the file

For the first time, the ANES 2012 Time Series uses variable names in a mnemonic format, such as “state,” instead of a numeric format, such as “V120025.” We hope that users find the new names convenient.

The preliminary data file includes pre-election and post-election questionnaire items, selected administrative variables, and selected derived variables. Additional variables, including data from the screener questionnaire, additional study administrative data, and geographic variables will be made available in a future release.

For a complete list of variables on the file with documentation of each one, see the codebook in section 9 of this report.

Restricted-use data

As with other ANES studies, most variables from the ANES 2012 Time Series Study are included in the public-use data file that is available to the public for free. Access to some variables is restricted to protect respondent privacy. Such data are coded -3, “restricted access” on the public-use file. Restricted data include geographic details about where the respondent lives, the unedited open-ended text responses (though the redacted versions are on the public-use file), detailed occupational data, as well as any responses which (in combination with other available data) are too detailed to ensure anonymity, such as day of birth. Most of these data may be obtained by requesting special access, subject to certain conditions.

More variables have restricted access on the 2012 Time Series study than on previous studies because of developments in the past few years in data matching techniques and the availability of consumer data, and because of increased sensitivity to these privacy concerns in the general public and in the survey research community. The developments in data matching threaten to compromise the promises of effective anonymity that survey organizations like ANES make to respondents. There is now a significant risk that disclosing all of the answers respondents give would make it possible for someone to identify an ANES respondent, which is something we have promised respondents will not happen.

Accordingly, we are limiting the release of data to reduce the probability that a respondent could be identified. In general, the kinds of variables that potentially contribute to disclosure risk are variables that could be matched to public records (such as birth, marriage, property ownership, and voter registration and turnout records) and consumer/marketing databases, or which establish the respondent's connection to an observable institution, such as the respondent's occupation or place of worship. Individual variables rarely create appreciable disclosure risk, but the combination of large numbers of such variables in ANES data sets can amount to an appreciable risk.

As has been the case with past studies, we disclose the respondent's Congressional District and state of residence, but no finer geographic detail about the respondent's location.

Four of the most noticeable new steps to protect respondents from disclosure risk affect the data on age, educational attainment, race/ethnicity, and religious identity.

On the public-use file, age is now recorded in categories (17-20, 21-24, 25-29, 30-34, 35-39, 40-44, 45-49, 50-54, 55-59, 60-64, 65-69, 70-74, 75 and over). Exact age and date of birth will be available through our regular restricted data access process for analysts who need this information for research purposes.

Educational attainment is reported in categories of less than a high school credential, high school credential only, some college, a bachelor's degree, and an advanced degree. Greater detail, such as specific years of school or specific advanced degrees, is available through the restricted data access procedure.

Race/ethnicity is reported for white, black, Hispanic, Asian, Native Hawaiian or other Pacific Islander, American Indian or Alaska Native, and "other" categories, and Hispanic background is reported for Mexican-American, Cuban-American, Puerto Rican, and "other" categories. Analysts who need more detailed data on race and ethnicity may obtain them through the restricted access procedure.

Religious identity is reported in the four categories of Catholic, other Christian, other religion, and not religious. For analysts who want it, great detail in religious identification is available.

Researchers seeking restricted-access variables may follow the special access request procedures described on the ANES website at http://www.electionstudies.org/rda/anes_rda.htm

Missing data codes

Missing data are assigned numeric codes from -9 to -1 to indicate the reason that valid data are not present for a variable. The missing data coding system applied for this release of the data file is as follows:

<i>Code</i>	<i>Value label</i>	<i>Description</i>
-1	Inapplicable.	This is the default code when a question was not asked due to branching/flow/skip patterns that made it inapplicable, such as Protestant denomination for non-Protestants.
-2	Missing, see documentation	Special missing code that may be defined and labeled ad hoc for particular studies or variables. For derived variables, this code means that data were missing due to a combination of missing values codes in source variables, such as -6 for one source and -5 for another source.
-3	Restricted access	Data removed from the public-use files due to disclosure risk receive this code.
-4	Error, see documentation	Due to an error, there are no data for this variable. Study documentation will provide available details.
-5	Not asked, terminated (breakoff)	The interview was terminated before reaching the applicable point in the questionnaire.
-6	Not asked, unit nonresponse	The respondent did not respond to the entire questionnaire.
-7	Deleted due to partial interview	This code indicates that response data from a partial interview were deleted to assure that unweighted frequencies accurately show the number of valid responses available for weighted analysis.
-8	Don't know	Respondent reported not knowing how to answer. Typically a volunteered response in CAPI or CATI.
-9	Refused	Respondent refused to answer in the CAPI interview or clicked 'Next' without answering the question in the web survey.

Errors and problems in administration

ANES staff will continue to review the data, compile a list of errors or anomalies, and fix or document any problems. If you notice anything wrong with the data, please let us know by sending email to anes@electionstudies.org. Errata will be posted to the ANES website and will be corrected in future releases of the data.

9. Codebook

The codebook begins on the next page with a variable list, followed by entries for each variable on the data file.

Variable entries begin with the variable name in large print at the top of the page. The information provided includes the following, when applicable:

Label: the variable's label on the data file.

Position: where the item was located in the questionnaire.

Description: the topic of the questionnaire module.

Question: wording of the question as presented to respondents.

Universe: a verbal description of which respondents were asked the question.

Logic: a logical expression of the universe.

Web Logic: noting differences between the web mode and the face-to-face mode, if any.

Source: whether source of data was the respondent or the interviewer.

Variable entries also include unweighted frequencies and weighted proportions for most variables. Frequencies and proportions are not reported for variables with too many categories to make a compact table.

Note that the weighted proportions include missing data categories. These proportions describe the data set accurately, showing the distribution of the data across all response categories. Data users who wish to make population inferences should account for missing data. For example, the voter turnout summary variable, `rvote2012_x`, shows 72.4 percent voted in the 2012 elections. This is a report that 72.4 percent of the weighted cases on the data file reported voting. It is not an estimate that 72.4 percent of the voting-eligible population voted in the election; missing data should be excluded from the denominator (or imputed) to make such an estimate.

Variable List

version	63
caseid	64
weight_ftf	65
weight_web	66
weight_full	67
strata_full	68
strata_ftf	69
mode	70
ftf_oversample	71
sample_ftfpsu	72
sample_state	73
sample_district	74
gend_gendobs	75
gender_respondent	76
interest_attention	77
interest_following	78
interest_wherevote	79
interest_voted2008	80
interest_whovote2008	81
interest_whovote2008_othtxt	82
prmedia_useinet	83
prmedia_wkinews	84
prmedia_atinews	86
prmedia_wktvnws	87
prmedia_attvnews	89
prmedia_wkprnws	90
prmedia_atpprnews	92
prmedia_wkrdnws	93
prmedia_atrdnews	95
prevote_regist_addr	96
prevote_regist_noaddr	97
prevote_reg	98
prevote_reg_recordstate	100
prevote_reg_recordcity	102
prevote_reg_state	103
prevote_reg_samestate	104
prevote_regincnty	105
prevote_regyrs3cat	107
prevote_regname	108
prevote_regpty_state	109
prevote_regpty	110
prevote_regpty_oth	112
prevote_regint	113
prevote_primv	114
prevote_primvwho	115
prevote_primvwho_othtxt	117
prevote_voted	118

prevote_vconf119
prevote_howvote120
prevote_ckbcard122
prevote_ballot_color124
prevote_presvt125
prevote_presvtwho126
prevote_presvtwho_othtxt128
prevote_presstr129
prevote_vtpresdec_txt130
prevote_vtpresdec_dkrf131
prevote_intpres132
prevote_intpreswho133
prevote_intpreswho_othtxt135
prevote_intpresst136
prevote_prefpres137
prevote_prefprwho138
prevote_prefprwho_othtxt140
prevote_prefprstr141
prevote_votehs142
prevote_hsvtbc144
prevote_hsvtnobc146
prevote_inths147
prevote_inthsbc149
prevote_inthsnobc151
prevote_hspref152
prevote_hsprefbc154
prevote_hsprefnobc155
prevote_senhhstate156
prevote_senregstate157
prevote_votesen158
prevote_vtsenbc160
prevote_vtsennobc162
prevote_intsen163
prevote_intsenbc165
prevote_intsennobc166
prevote_senpref167
prevote_senprefbc169
prevote_senprefnobc170
prevote_govhhstate171
prevote_govregstate172
prevote_votegov173
prevote_vtgovbc175
prevote_vtgoavnobc176
prevote_intgov178
prevote_intgovbc180
prevote_intgovnobc181
prevote_govpref182
prevote_govprefbc183
prevote_govprefnobc184
candlik_likedpc186

candlik_likewhatdpc_txt187
candlik_disldpc188
candlik_dislwhatdpc_txt189
candlik_likerpc190
candlik_likewhattrpc_txt191
candlik_dislrpc192
candlik_dislwhattrpc_txt193
congapp_job194
congapp_jobst195
congapp_job_x196
presapp_track197
presapp_job198
presapp_jobstr199
presapp_job_x200
presapp_econ201
presapp_econstr202
presapp_econ_x203
presapp_foreign204
presapp_foreignstr205
presapp_foreign_x206
presapp_health207
presapp_healthstr208
presapp_health_x209
presapp_war210
presapp_warstr211
presapp_war_x212
ft_dpc213
ft_rpc214
ft_dvpc215
ft_rvpc216
ft_hclinton217
ft_gwb218
ft_dem219
ft_rep220
ptylik_likdp221
ptylik_lwhatdp_txt222
ptylik_disldp223
ptylik_dwhatdp_txt224
ptylik_likrp225
ptylik_lwhattrp_txt226
ptylik_dislrp227
ptylik_dwhattrp_txt228
finance_finfam229
finance_finpast230
finance_finpastamt231
finance_finpast_x232
finance_finnext233
finance_finnextamt234
finance_finnext_x235
health_insured236

health_2010hcr237
health_2010hcrfav238
health_2010hcropp239
health_2010hcr_x240
health_self241
health_smoke242
health_smokeamt243
candaff_angdpc244
candaff_angdpcoft245
candaff_hpdpc247
candaff_hpdpcoft248
candaff_afrdpc250
candaff_afrdpcoft251
candaff_prddpc253
candaff_prddpcoft254
candaff_angrpc256
candaff_angrpcoft257
candaff_hprpc258
candaff_hprpcoft259
candaff_afrrpc261
candaff_afrrpcoft262
candaff_prdrpc263
candaff_prdrpcoft264
libcpre_self266
libcpre_choose268
libcpre_dpc269
libcpre_rpc271
libcpre_ptyd273
libcpre_ptyr275
divgov_splitgov277
likelypct_howlikvt1278
likelypct_whatpct1280
campfin_limcorp281
campfin_banads282
ineq_incgap283
ineq_gapmore284
ineq_gapless285
ineq_incgap_x286
effic_complicstd287
effic_undstd289
effic_carestd291
effic_saystd293
effic_complicrev295
effic_undrev297
effic_carerev299
effic_sayrev301
econ_ecnow303
econ_ecpast304
econ_ecpastamt305
econ_ecpast_x306

econ_ecnext	.307
econ_ecnextamt	.308
econ_ecnext_x	.309
econ_unpast	.310
econ_unlast	.311
econ_unpast_x	.312
econ_unnext	.313
eblame_pres	.314
eblame_fmpr	.316
eblame_dem	.318
eblame_rep	.320
eblame_bank	.322
eblame_cons	.324
eblame_lend	.326
ptyperf_ptyecon	.328
preswin_care	.329
preswin_win	.330
preswin_win_othtxt	.331
preswin_close	.332
preswin_state	.333
preswin_state_othtxt	.334
preswin_closest	.335
preswin_dutychoice	.336
preswin_choiceduty	.338
preswin_dutyst	.339
preswin_choicest	.340
preswin_dutychoice_x	.341
usworld_stronger	.342
usworld_stay	.343
pid_self	.344
pid_self_oth	.346
pid_strong	.347
pid_lean	.348
pid_x	.349
tea_supp	.350
tea_suppstr	.351
tea_suppln	.352
tea_supp_x	.353
ctrait_dpcmoral	.354
ctrait_dpclead	.356
ctrait_dpccare	.358
ctrait_dpcknow	.360
ctrait_dpccint	.362
ctrait_dpchonst	.364
ctrait_rpcmoral	.366
ctrait_rpclead	.368
ctrait_rpccare	.370
ctrait_rpcknow	.372
ctrait_rpcint	.374
ctrait_rpcchonst	.376

war_worthit378
war_terror379
spsrvpr_ssself380
spsrvpr_ssdpc382
spsrvpr_ssrpc384
spsrvpr_ssdem386
spsrvpr_ssrep388
defsprr_self389
defsprr_dpc391
defsprr_rpc393
defsprr_dem395
defsprr_rep397
inspre_self399
inspre_dpc401
inspre_rpc403
inspre_dem405
inspre_rep407
gun_control409
gun_importance410
guarpr_self411
guarpr_dpc413
guarpr_rpc415
guarpr_dem416
guarpr_rep418
immig_policy420
immig_citizen422
immig_checks423
aidblack_self424
aidblack_dpc426
aidblack_rpc428
envjob_self430
envjob_dpc432
envjob_rpc434
aa_uni435
aa_unifav436
aa_uniopp437
aa_uni_x438
aa_work439
aa_workfav440
aa_workopp441
aa_work_x442
fedspend_ss443
fedspend_schools445
fedspend_scitech446
fedspend_crime447
fedspend_welfare448
fedspend_child449
fedspend_poor450
fedspend_enviro451
candrel_dpc452

candrel_dpc_othtxt454
candrel_rpc455
candrel_rpc_othtxt457
trustgov_trustgrev458
trustgov_trustgstd460
trustgov_bigintrst462
trustgov_waste463
trustgov_corrpt464
trust_social465
respons_elections466
econcand_dwin467
econcand_rwin468
envir_drill469
envir_nuke470
envir_gwarm471
envir_gwgood472
envir_gwhow473
gayrt_discrev475
gayrt_discstrev476
gayrt_discrev_x477
gayrt_discstd478
gayrt_discststd479
gayrt_discstd_x480
gayrt_milrev481
gayrt_milstrev482
gayrt_milrev_x483
gayrt_milstd484
gayrt_milststd485
gayrt_milstd_x486
gayrt_adopt487
gayrt_marry488
abortpre_4point490
abortpre_4point_othtxt492
penalty_favdpen493
penalty_dpenstr494
penalty_favopp_x495
presadm_secure496
pctllikely_whatpct2497
pctllikely_howlikvt2498
relig_import500
relig_guide501
relig_pray502
relig_pray_othtxt504
relig_wordgod505
relig_wordgod_othtxt507
relig_church510
relig_churchoft511
relig_churchwk512
relig_chmember513
relig_group514

relig_groupna516
relig_4cat518
relig_denom519
relig_bapt520
relig_indbapt522
relig_luth524
relig_meth526
relig_presb528
relig_refrm530
relig_brethr532
relig_discp534
relig_chchrst536
relig_chgod538
relig_pent540
relig_denother541
relig_othxian543
relig_jewisha545
relig_jewishna547
relig_bornagn549
relig_ident_1st550
relig_ident_2nd551
relig_ident_3rd552
relig_religident_prog553
relig_religident_nontrad554
relig_religident_secular555
relig_religident_agnostic556
relig_religident_atheist557
relig_religident_spiritual558
relig_religident_none559
relig_religident_dkrf560
dem_birthmo561
dem_birthdy562
dem_birthyr563
dem_age_r_x564
dem_agegrp_iwdate565
dem_marital566
dem_partner567
dem_edu568
dem_edu_oth569
dem_dipped570
dem_edugroup571
dem_edusp572
dem_edusp_oth573
dem_dippedsp574
dem_eduspgroup575
dem_veteran576
dem_milwhen_1st577
dem_milwhen_2nd578
dem_milwhen_3rd579
dem_milwhen_4th580

dem_milnow581
dem_emptype_1st582
dem_emptype_2nd583
dem_emptype_3rd584
dem_emptype_4th585
dem_emptype_work586
dem_emptype_layoff587
dem_emptype_unemp588
dem_emptype_retire589
dem_emptype_disabled590
dem_emptype_hmaker591
dem_emptype_student592
dem_emptype_dkrf593
dem_empstatus_2digitfinal594
dem_empstatus_1digitfinal595
dem_empstatus_initial597
dem_hsworkg598
dem_hsjob6mo599
dem_retiremo600
dem_retiredy601
dem_retireyr602
dem_retireperiod603
dem_everwk604
dem_occpast605
dem_indpast606
dem_semplpst607
dem_empgovpst608
dem_rdjob6mon609
dem_hrsrecent610
dem_rdworkg611
dem_lookwk612
dem_findjob613
dem_occnw614
dem_indnw615
dem_semplnw616
dem_empgovnw617
dem_hrsnw618
dem_okhrsnw619
dem_losejob620
dem_offwork622
dem_hrsreduce623
dem_emtypesp_1st624
dem_emtypesp_2nd625
dem_emtypesp_3rd626
dem_emtypesp_4th627
dem_emtypesp_work628
dem_emtypesp_layoff629
dem_emtypesp_unemp630
dem_emtypesp_retire631
dem_emtypesp_disabled632

dem_emptyesp_hmaker633
dem_emptyesp_student634
dem_emptyesp_dkrf635
dem_csesjobsp636
dem_unionhh637
dem_unionwho_1st638
dem_unionwho_2nd639
dem_unionwho_r640
dem_unionwho_spouse641
dem_unionwho_personoth642
dem_unionwho_dkrf643
dem_class644
dem_whichclass645
dem_whichclass_othtxt647
dem_chclass648
dem_chclass_othtxt650
dem_avgclass651
dem_avgclass_othtxt653
dem_hisp654
dem_hisptyp_1st655
dem_hisptyp_2nd656
dem_hisptyp_mex657
dem_hisptyp_mexam658
dem_hisptyp_chicano659
dem_hisptyp_puertorican660
dem_hisptyp_cuban661
dem_hisptyp_cubanam662
dem_hisptyp_othhisp663
dem_hisptyp_dkrf664
dem_hispoth665
dem_hispmost666
dem_hispmost_oth667
dem_racecps_1st668
dem_racecps_2nd669
dem_racecps_3rd670
dem_racecps_white671
dem_racecps_black672
dem_racecps_native673
dem_racecps_asian674
dem_racecps_pacif675
dem_racecps_othrace676
dem_racecps_racedkrf677
dem_racecps_oth678
dem_raceeth679
dem_ethnic680
dem_numeth681
dem_mosteth682
dem_parents683
dem_nativity684
dem_nativity_oth685

dem_hispgpar686
dem_hispcntry687
dem_hispcntry_oth688
dem_arr689
dem_arrperiod690
dem_cit691
dem_citperiod692
dem_hisplang693
dem2_ch10less694
dem2_ch11to17695
dem2_numchild696
dem2_schenrl_1st697
dem2_schenrl_2nd698
dem2_schenrl_3rd699
dem2_schenrl_public700
dem2_schenrl_privrel701
dem2_schenrl_privnonrel702
dem2_schenrl_home703
dem2_schenrl_enrollno704
dem2_schenrl_enrolldkrf705
dem2_inethome706
dem2_inetty707
dem2_landline709
dem2_cellnum710
dem2_cellpers712
dem2_smartph713
dem3_grewup714
dem3_yearscomm715
dem3_moscomm716
dem3_prevzip717
dem3_prevcty718
dem3_ownhome719
dem3_ownhome_othtxt720
dem3_namech721
dem3_namechyr722
dem3_altname723
dem3_lenaddr724
dem3_add5yr_state725
dem3_add5yr_samestate726
dem3_driver727
dem3_passport728
dem3_govtid729
casistart_iwrset4730
casistart_iwrset6731
selfgend_gender732
wealth_stocks733
wealth_whoinvest734
wealth_vachome735
wealth_ownrental736
wealth_stockgrnts737

wealth_undland738
wealth_investbus739
inc_totinc740
inc_totmiss40742
inc_totmiss20744
inc_totl20746
inc_totg20l40748
inc_totmiss70750
inc_totg40l70752
inc_totmiss100754
inc_totg70l100756
inc_totg100758
inc_incgroup_pre760
medsrc_campsrcs_1st761
medsrc_campsrcs_2nd763
medsrc_campsrcs_3rd764
medsrc_campsrcs_4th765
medsrc_campsrcs_5th766
medsrc_campsrcs_tvnews767
medsrc_campsrcs_newsp768
medsrc_campsrcs_tvtalk769
medsrc_campsrcs_inet770
medsrc_campsrcs_radio771
medsrc_campsrcs_none772
medsrc_campsrcs_dkrf773
medsrc_tvprog_01_screen774
medsrc_tvprog_02_screen775
medsrc_tvprog_03_screen776
medsrc_tvprog_04_screen777
medsrc_tvprog_05_screen778
medsrc_tvprog_06_screen779
medsrc_tvprog_07_screen780
medsrc_tvprog_08_screen781
medsrc_tvprog_09_screen782
medsrc_tvprog_10_screen783
medsrc_tvprog_11_screen784
medsrc_tvprog_12_screen785
medsrc_tvprog_13_screen786
medsrc_tvprog_14_screen787
medsrc_tvprog_15_screen788
medsrc_tvprog_16_screen789
medsrc_tvprog_17_screen790
medsrc_tvprog_18_screen791
medsrc_tvprog_19_screen792
medsrc_tvprog_20_screen793
medsrc_tvprog_21_screen794
medsrc_tvprog_22_screen795
medsrc_tvprog_23_screen796
medsrc_tvprog_24_screen797
medsrc_tvprog_25_screen798

medsrc_tvprog_26_screen799
medsrc_tvprog_27_screen800
medsrc_tvprog_28_screen801
medsrc_tvprog_29_screen802
medsrc_tvprog_30_screen803
medsrc_tvprog_31_screen804
medsrc_tvprog_32_screen805
medsrc_tvprog_33_screen806
medsrc_tvprog_34_screen807
medsrc_tvprog_35_screen808
medsrc_tvprog_36_screen809
medsrc_tvprog_37_screen810
medsrc_tvprog_38_screen811
medsrc_tvprog_39_screen812
medsrc_tvprog_40_screen813
medsrc_tvprog_41_screen814
medsrc_tvprog_42_screen815
medsrc_tvprog_43_screen816
medsrc_tvprog_44_screen817
medsrc_tvprog_45_screen818
medsrc_tvprog_46_screen819
medsrc_tvprog_47_screen820
medsrc_tvprog_48_screen821
medsrc_tvprog_49_screen822
medsrc_tvprog_50_screen823
medsrc_tvprog_51_screen824
medsrc_tvprog_52_screen825
medsrc_tvprog_53_screen826
medsrc_tvprog_54_screen827
medsrc_tvprog_55_screen828
medsrc_tvprog_56_screen829
medsrc_tvprog_57_screen830
medsrc_tvprog_58_screen831
medsrc_tvprog_59_screen832
medsrc_tvprog_60_screen833
medsrc_tvprog_61_screen834
medsrc_tvprog_62_screen835
medsrc_tvprog_63_screen836
medsrc_tvprog_64_screen837
medsrc_tvprog_01838
medsrc_tvprog_02839
medsrc_tvprog_03840
medsrc_tvprog_04841
medsrc_tvprog_05842
medsrc_tvprog_06843
medsrc_tvprog_07844
medsrc_tvprog_08845
medsrc_tvprog_09846
medsrc_tvprog_10847
medsrc_tvprog_11848

medsrc_tvprog_12	.849
medsrc_tvprog_13	.850
medsrc_tvprog_14	.851
medsrc_tvprog_15	.852
medsrc_tvprog_16	.853
medsrc_tvprog_17	.854
medsrc_tvprog_18	.855
medsrc_tvprog_19	.856
medsrc_tvprog_20	.857
medsrc_tvprog_21	.858
medsrc_tvprog_22	.859
medsrc_tvprog_23	.860
medsrc_tvprog_24	.861
medsrc_tvprog_25	.862
medsrc_tvprog_26	.863
medsrc_tvprog_27	.864
medsrc_tvprog_28	.865
medsrc_tvprog_29	.866
medsrc_tvprog_30	.867
medsrc_tvprog_31	.868
medsrc_tvprog_32	.869
medsrc_tvprog_33	.870
medsrc_tvprog_34	.871
medsrc_tvprog_35	.872
medsrc_tvprog_36	.873
medsrc_tvprog_37	.874
medsrc_tvprog_38	.875
medsrc_tvprog_39	.876
medsrc_tvprog_40	.877
medsrc_tvprog_41	.878
medsrc_tvprog_42	.879
medsrc_tvprog_43	.880
medsrc_tvprog_44	.881
medsrc_tvprog_45	.882
medsrc_tvprog_46	.883
medsrc_tvprog_47	.884
medsrc_tvprog_48	.885
medsrc_tvprog_49	.886
medsrc_tvprog_50	.887
medsrc_tvprog_51	.888
medsrc_tvprog_52	.889
medsrc_tvprog_53	.890
medsrc_tvprog_54	.891
medsrc_tvprog_55	.892
medsrc_tvprog_56	.893
medsrc_tvprog_57	.894
medsrc_tvprog_58	.895
medsrc_tvprog_59	.896
medsrc_tvprog_60	.897
medsrc_tvprog_61	.898

medsrc_tvprog_62	.899
medsrc_tvprog_63	.900
medsrc_tvprog_64	.901
medsrc_tvprog_none	.902
medsrc_tvprog_dk	.903
medsrc_tvprog_rf	.904
medsrc_radio_01	.905
medsrc_radio_02	.906
medsrc_radio_03	.907
medsrc_radio_04	.908
medsrc_radio_05	.909
medsrc_radio_06	.910
medsrc_radio_07	.911
medsrc_radio_08	.912
medsrc_radio_09	.913
medsrc_radio_10	.914
medsrc_radio_11	.915
medsrc_radio_12	.916
medsrc_radio_13	.917
medsrc_radio_14	.918
medsrc_radio_15	.919
medsrc_radio_none	.920
medsrc_radio_dkrf	.921
medsrc_websites_01	.922
medsrc_websites_02	.923
medsrc_websites_03	.924
medsrc_websites_04	.925
medsrc_websites_05	.926
medsrc_websites_06	.927
medsrc_websites_07	.928
medsrc_websites_08	.929
medsrc_websites_09	.930
medsrc_websites_10	.931
medsrc_websites_11	.932
medsrc_websites_12	.933
medsrc_websites_13	.934
medsrc_websites_14	.935
medsrc_websites_15	.936
medsrc_websites_othweb	.937
medsrc_websites_othtxt	.938
medsrc_websites_none	.939
medsrc_websites_dkrf	.940
medsrc_printnews_01	.941
medsrc_printnews_02	.942
medsrc_printnews_03	.943
medsrc_printnews_04	.944
medsrc_printnews_05	.945
medsrc_printnews_06	.946
medsrc_printnews_07	.947
medsrc_printnews_08	.948

medsrc_printnews_09949
medsrc_printnews_10950
medsrc_printnews_11951
medsrc_printnews_12952
medsrc_printnews_13953
medsrc_printnews_14954
medsrc_printnews_15955
medsrc_printnews_othnews956
medsrc_printnews_none957
medsrc_printnews_dkrf958
medsrc_inetnews_01959
medsrc_inetnews_02960
medsrc_inetnews_03961
medsrc_inetnews_04962
medsrc_inetnews_05963
medsrc_inetnews_06964
medsrc_inetnews_07965
medsrc_inetnews_08966
medsrc_inetnews_09967
medsrc_inetnews_10968
medsrc_inetnews_11969
medsrc_inetnews_12970
medsrc_inetnews_13971
medsrc_inetnews_14972
medsrc_inetnews_15973
medsrc_inetnews_othnews974
medsrc_inetnews_none975
medsrc_inetnews_dkrf976
medsrc_socmedia977
medsrc_blogs979
medsrc_specblogs_txt981
owngun_owngun982
wordsum_setb983
wordsum_setd984
wordsum_sete985
wordsum_setf986
wordsum_setg987
wordsum_seth988
wordsum_setj989
wordsum_setk990
wordsum_setl991
wordsum_seto992
orientn_rgay993
orientn_knowgay994
preknow_prestitmes995
preknow_sizedef997
preknow_senterm998
preknow_medicare999
preknow_leastsp	1001
happ_lifesatisf	1002

pre_iwrobs_skintone	1003
mediapo_tv	1005
mediapo_tvamt	1006
mediapo_radio	1007
mediapo_radioamt	1008
mediapo_nwsprev	1009
mediapo_nwsprevamt	1010
mediapo_net	1011
mediapo_netamt	1012
mediapo_site	1014
mediapo_siteamt	1015
mobilpo_party	1016
mobilpo_wparty	1017
mobilpo_wparty_othtxt	1019
mobilpo_contactoth	1020
mobilpo_latino	1021
mobilpo_lang	1023
mobilpo_reg	1025
mobilpo_rmob	1026
mobilpo_rally	1027
mobilpo_sign	1028
mobilpo_otherwork	1029
mobilpo_ctbcand	1030
mobilpo_ctbcndpty	1031
mobilpo_ctbcndpty_oth	1033
mobilpo_ctbpty	1034
mobilpo_ctbwhpty	1035
mobilpo_ctbwhpty_oth	1036
mobilpo_ctboth	1037
dhsinvolv_march	1038
dhsinvolv_board	1039
dhsinvolv_netpetition	1040
dhsinvolv_petition	1041
dhsinvolv_relig	1042
dhsinvolv_org	1043
dhsinvolv_call	1044
dhsinvolv_message	1045
dhsinvolv_letter	1046
dhsinvolv_contact1	1047
dhsinvolv_contact2_1st	1048
dhsinvolv_contact2_2nd	1050
dhsinvolv_contact2_3rd	1051
dhsinvolv_contact2_4th	1052
dhsinvolv_contact2_stsen	1053
dhsinvolv_contact2_othsen	1054
dhsinvolv_contact2_distrep	1055
dhsinvolv_contact2_othrep	1056
dhsinvolv_contact2_dkrf	1057
postvote_regpre	1058
postvote_votedpre	1059

postvote_prestatus_nonvtr	1060
postvote_regist_addr	1062
postvote_regist_noaddr	1063
postvote_reg	1064
postvote_reg_state	1066
postvote_reg_samestate	1067
postvote_regincnty	1068
postvote_regyrs3cat	1070
postvote_regname	1071
postvote_regpty_state	1073
postvote_regpty	1074
postvote_regpty_oth	1076
postvote_rvote	1077
rvote2012_x	1079
postvote_ckbcard	1080
postvote_ballotcolor	1082
postvote_presvt	1083
postvote_presvtwho	1085
presvote2012_x	1087
postvote_presvtwho_othtxt	1088
postvote_presstr	1089
postvote_vtpresdec_txt	1091
postvote_vtpresdec_dkrf	1092
postvote_prefpres	1093
postvote_prefprwho	1095
postvote_prefprwho_othtxt	1097
postvote_prefprstr	1098
postvote_votehs	1099
postvote_hsvtbc	1101
postvote_hsvtnobc	1103
postvote_hspref	1106
postvote_hsprefbc	1108
postvote_hsprefnobc	1110
postvote_senhhstate	1112
postvote_senregstate	1113
postvote_votesen	1115
postvote_vtsenbc	1117
postvote_vtsennobc	1119
postvote_senpref	1121
postvote_senprefbc	1123
postvote_senprefnobc	1125
postvote_govhhstate	1127
postvote_govregstate	1128
postvote_votegov	1130
postvote_vtgovbc	1132
postvote_vtgovnobc	1134
postvote_govpref	1136
postvote_govprefbc	1138
postvote_govprefnobc	1140
ptywom_bettrpty	1142

ofcrec_speaker_txt	1144
ofcrec_speakerpr	1145
ofcrec_vp_txt	1146
ofcrec_vppr	1147
ofcrec_pmuk_txt	1148
ofcrec_pmukpr	1149
ofcrec_cj_txt	1150
ofcrec_cjpr	1151
ftpo_pres	1152
ftpo_rpc	1153
ftpo_rpcsp	1154
ftpo_dpcsp	1155
ftpo_hdc	1156
ftpo_hrc	1157
ftpo_hoth	1158
ftpo_sdc	1159
ftpo_src	1160
ftpo_soth	1161
ftpo_sensr	1162
ftpo_senjr	1163
ftpo_sennot	1164
ftpo_dvpc	1165
ftpo_rvpc	1166
ftpo_roberts	1167
ftgr_xfund	1168
ftgr_catholics	1169
ftgr_feminists	1170
ftgr_fedgov	1171
ftgr_liberals	1172
ftgr_middle	1173
ftgr_unions	1174
ftgr_poor	1175
ftgr_military	1176
ftgr_bigbus	1177
ftgr_welfare	1178
ftgr_cons	1179
ftgr_working	1180
ftgr_ussc	1181
ftgr_gay	1182
ftgr_congress	1183
ftgr_rich	1184
ftgr_muslims	1185
ftgr_xian	1186
ftgr_atheists	1187
ftgr_mormons	1188
ftgr_tea	1189
hseinc_approval	1190
hseinc_appstr	1192
hseinc_disstr	1193
hseinc_approval_x	1194

hseinc_hinctouch	1195
mip_prob1_txt	1197
mip_prob1	1198
mip_prob1pty	1199
mip_prob2_txt	1201
mip_prob2	1202
mip_prob2pty	1203
mip_prob3_txt	1205
mip_prob3	1206
mip_prob3pty	1207
mip_mostprob_txt	1209
mip_mostprob	1210
securpub_secchg	1211
knowl_housemaj	1212
knowl_senmaj	1213
wpres_gdbd	1214
wpres_gdstr	1216
wpres_bdstr	1218
wpres_gdbd_x	1220
wpres_importyes	1222
wpres_importno	1224
budget_deficit	1226
budget_deficitfav	1227
budget_deficitopp	1229
budget_deficitlean	1230
budget_deficit_x	1232
budget_defimp	1234
budget_rdef250k	1236
budget_rdefmed	1237
budget_rdefctax	1239
budget_rdefmil	1241
budget_rdefemp	1243
budget_rdefgov	1245
patriot_flag	1247
patriot_love	1249
patriot_amident	1251
milln_milltax	1253
milln_milltaxst	1254
milln_milltax_x	1256
fairjob_opin	1258
fairjob_opin_othtxt	1260
fairjob_yes	1261
fairjob_no	1263
fairjob_opin_x	1265
imports_limit	1267
israel_support	1269
immigpo_level	1270
immigpo_jobs	1272
hlthlaw_qual	1274
hlthlaw_num	1276

iran_nukdev	1278
iran_nukdip	1279
iran_nuksanct	1281
iran_nuksite	1282
iran_nukeinvd	1283
china_econ	1284
china_mil	1285
ecperil_putoffmed	1286
ecperil_payhlthcst	1288
ecperil_worry	1290
ecperil_home	1292
ecperil_payany	1294
ecperil_payhouse	1296
ecperil_lostjobs	1298
libcpo_self	1299
libcpo_selfch	1301
libcpo_hdc	1303
libcpo_hrc	1305
science_use	1307
abort_dpc4	1309
abort_dpc4_othtxt	1311
abort_rpc4	1312
abort_rpc4_othtxt	1314
abort_dem4	1315
abort_dem4_othtxt	1317
abort_rep4	1318
abort_rep4_othtxt	1320
abort_health	1321
abort_healthfav	1323
abort_healthopp	1325
abort_healthln	1326
abort_health_x	1328
abort_fatal	1330
abort_fatalfav	1332
abort_fatalopp	1334
abort_fatalln	1335
abort_fatal_x	1337
abort_incest	1339
abort_incestfav	1341
abort_incestopp	1342
abort_incestln	1343
abort_incest_x	1345
abort_rape	1347
abort_rapefav	1349
abort_rapeopp	1351
abort_rapelean	1353
abort_rape_x	1355
abort_bd	1357
abort_bdfav	1359
abort_bdopp	1360

abort_bdln	1362
abort_bd_x	1364
abort_fin	1366
abort_finfav	1368
abort_finopp	1369
abort_finln	1371
abort_fin_x	1373
abort_sex	1375
abort_sexfav	1377
abort_sexopp	1379
abort_sexln	1381
abort_sex_x	1382
abort_choice	1384
abort_choicefav	1386
abort_choiceopp	1388
abort_choiceln	1389
abort_choice_x	1391
wiretap_warrant	1393
outsource_enc	1395
outsource_encst	1397
outsource_enc_x	1399
ssinv_invest	1400
ssinv_invfav	1402
ssinv_invopp	1403
ssinv_invlm	1404
ssinv_invest_x	1406
neonull_strule	1408
neonull_strulest	1410
neonull_strule_x	1412
pot_legal	1414
govrole_big	1415
govrole_market	1417
govrole_lessmore	1419
govrole_regbus	1421
discuss_disc	1423
discuss_discpstwk	1424
mormon_xn	1426
mormon_known	1427
mormon_beliefs	1428
factor_rprel	1430
factor_dpccrce	1432
factor_ahcare	1434
factor_econ	1436
factor_fpol	1438
factor_dpccrel	1440
factor_rpcwlth	1442
factor_pcdem	1444
factor_pcrep	1446
ptydiff_diff	1448
ptycons_cons	1449

ptycons_ptyconsw	1450
tarp_favopp	1451
tarp_favoppst	1452
tarp_favopp_x	1454
scourt_elim	1455
scourt_elimstr	1456
scourt_elimln	1458
scourt_elim_x	1460
scourt_remove	1462
scourt_removestr	1463
scourt_removeln	1465
scourt_remove_x	1467
involv_communwk	1469
involv_govoffic	1470
involv_commmtg	1471
involv_numorgs	1472
involv_voltr	1473
involv_charity	1474
link_black	1475
link_blackamt	1477
link_hisp	1479
link_hispamt	1481
link_white	1483
link_whiteamt	1485
link_wom	1487
link_womamt	1488
link_oth	1490
link_othamt	1491
trad_adjust	1493
trad_lifestyle	1495
trad_tolerant	1497
trad_famval	1499
resent_workway	1501
resent_slavery	1503
resent_deserve	1505
resent_try	1507
trustgvpocrook	1509
efficpo_complicstd	1511
efficpo_undstd	1513
efficpo_carestd	1515
efficpo_saystd	1517
efficpo_complicrev	1519
efficpo_undrev	1521
efficpo_carerev	1523
efficpo_sayrev	1525
efficpo_bothside	1527
electintpo_countfair	1529
electintpo_jrnlfair	1531
electintpo_elecoffair	1533
electintpo_richbuy	1535

electintpo_votehc	1537
women_bond	1539
women_bondea	1541
women_bondha	1542
women_bond_x	1544
women_works	1546
women_worksbetter	1547
women_worksworse	1549
women_works_x	1551
modsex_discamt	1553
modsex_media	1555
modsex_mediamore	1556
modsex_medialess	1558
modsex_media_x	1559
modsex_special	1561
modsex_disc	1563
modsex_prob	1565
modsex_oppor	1567
modsex_menmore	1568
modsex_wommore	1570
modsex_oppor_x	1572
aapost_hire	1574
aapost_hire_othtxt	1576
aapost_hirefav	1577
aapost_hireopp	1578
aapost_hire_x	1580
auth_ind	1582
auth_cur	1584
auth_obed	1586
auth_consider	1588
egal_equal	1590
egal_toofar	1592
egal_bigprob	1594
egal_worryless	1596
egal_notbigprob	1598
egal_fewerprobs	1600
wiretappo_toofar	1602
cog_opinions	1603
cog_opin	1605
cog_opinfew	1606
cog_opinmore	1607
cog_opin_x	1608
nonmain_born	1610
nonmain_endlife	1612
nonmain_govt911	1614
nonmain_bias	1616
nonmain_hurric	1618
cses_exphlth	1620
cses_expeduc	1622
cses_expunemp	1624

cses_expdef	1626
cses_exps	1628
cses_expbusind	1630
cses_exppolc	1632
cses_expwelf	1634
cses_impstdliv	1636
cses_econ	1638
cses_econb	1639
cses_econw	1640
cses_govtact	1641
cses_diffpower	1643
cses_diffvote	1645
cses_dptylike	1647
cses_rptylike	1649
cses_rpclike	1651
cses_dpclike	1653
cses_dptyleft	1655
cses_rptyleft	1657
cses_selfleft	1659
cses_satisdem	1661
cses_closepty	1663
cses_ptymore	1664
cses_ptyclost	1666
cses_ptyclost_oth	1668
cses_degclose	1669
cses_contct	1671
cses_ftf	1672
cses_mail	1673
cses_phone	1675
cses_txtmsg	1677
cses_email	1679
cses_socnet	1681
cses_ptycont_1st	1683
cses_ptycont_2nd	1685
cses_ptycont_3rd	1686
cses_ptycont_4th	1687
cses_ptycont_5th	1688
cses_ptycont_dc	1689
cses_ptycont_rc	1690
cses_ptycont_dp	1691
cses_ptycont_rp	1692
cses_ptycont_othcont	1693
cses_ptycont_othtxt	1694
cses_ptycont_dkrf	1695
cses_persuade	1696
cses_persftf	1697
cses_persmail	1699
cses_persph	1701
cses_perstxt	1702
cses_perseml	1703

cses_persweb	1704
cses_mobph	1706
cses_poliinfo	1707
cses_polinftwo_rate	1709
cses_polinftwo_date	1710
cses_polinftwo	1711
cses_poliinfthree	1713
cses_poliinffour	1715
cses_increduc	1717
cses_ownresid	1719
cses_ownoth	1720
cses_ownstck	1721
cses_ownsavg	1722
cses_diffjob	1723
cses_spdiffjb	1725
dhs_threat	1727
dhs_threatamt	1728
dhs_appterr	1730
dhs_appterrmch	1732
dhs_disterrmch	1734
dhs_attack	1735
dhs_torture	1737
dhs_torturefav	1738
dhs_tortureopp	1740
pohisp_hispnews	1742
pohisp_hispnews_othtxt	1744
pohisp_uselang	1745
pohisp_renglish	1747
pohisp_renglish_othtxt	1749
pohisp_rspanish	1750
pohisp_rspanish_othtxt	1752
pohisp_keepsan	1753
pohisp_readeng	1755
pohisp_speakeng	1757
pohisp_impasim	1759
pohisp_impdistinct	1761
pohisp_cnctcntry	1763
pohisp_viscntry	1765
pohisp_moneycntry	1767
pohisp_polcntry	1769
pohisp_votecntry	1771
casistartpo_iwrset4	1773
casistartpo_iwrset6	1774
ftcasi_asian	1775
ftcasi_hisp	1777
ftcasi_black	1779
ftcasi_illegal	1781
ftcasi_white	1783
racecasi_infwhite	1785
racecasi_infblacks	1787

racecasi_infhisp	1789
racecasi_sympblacks	1791
racecasi_admblacks	1793
ident_hispid	1795
ident_whiteid	1797
ident_blackid	1799
ident_nativeid	1801
ident_asianid	1803
ident_pacifid	1805
ident_otherid	1807
ident_religid_group	1809
ident_religid	1810
ident_amerid	1812
ineqinc_ineqgb	1814
ineqinc_ineqreduc	1816
stype_hwkwhite	1817
stype_hwkblack	1819
stype_hwkhispanic	1821
stype_hwkasian	1823
stype_intwhite	1825
stype_intblack	1827
stype_inthisp	1829
stype_intasian	1831
tipi_extra	1833
tipi_crit	1835
tipi_dep	1837
tipi_anx	1839
tipi_open	1841
tipi_resv	1843
tipi_warm	1845
tipi_disorg	1847
tipi_calm	1849
tipi_conv	1851
incpo_totinc	1853
incpo_totmiss40	1855
incpo_totmiss20	1857
incpo_totl20	1859
incpo_totg20l40	1861
incpo_totmiss70	1863
incpo_totg40l70	1865
incpo_totmiss100	1867
incpo_totg70l100	1869
incpo_totg100	1871
incgroup_prepost	1873
discrim_blacks	1874
discrim_hispanics	1876
discrim_whites	1878
discrim_gays	1880
discrim_women	1882
discrim_self	1884

rstyle_violcath	1886
rstyle_violprot	1888
rstyle_violmusl	1890
rstyle_violmorm	1892
rstyle_violnonrel	1894
rstyle_patrcath	1896
rstyle_patrmusl	1898
rstyle_patrmorm	1900
rstyle_patrprot	1902
rstyle_patrnonrel	1904

version

Label: ANES 2012 Time Series Release Version

1 unique outcome.

Unweighted Frequencies

	<u>Count</u>
ANES2012TimeSeries_version20130730	<u>5916</u>

caseid

Label: ANES 2012 Time Series Case ID

Unique to each respondent.

From: 1

To: 5916

weight_ftf

Label: ANES 2012 Time Series Post-stratified weight for face-to-face cases, preliminary

Unweighted Summary

	F2F	Web	Full
Min.	0.0391	0.0000	0.0000
1st Qu.	0.2743	0.0000	0.0000
Median	0.6669	0.0000	0.0000
Mean	1.0000	0.0000	0.3475
3rd Qu.	1.4650	0.0000	0.3064
Max.	4.9950	0.0000	4.9950

weight_web

Label: ANES 2012 Time Series Post-stratified weight for web cases, preliminary release

Unweighted Summary

	F2F	Web	Full
Min.	0.0000	0.0212	0.0000
1st Qu.	0.0000	0.3820	0.0000
Median	0.0000	0.7256	0.3657
Mean	0.0000	1.0000	0.6525
3rd Qu.	0.0000	1.3320	0.9545
Max.	0.0000	4.5790	4.5790

weight_full

Label: ANES 2012 Time Series Post-stratified weight for full sample, preliminary releas

Unweighted Summary

	F2F	Web	Full
Min.	0.0391	0.0212	0.0212
1st Qu.	0.2743	0.3820	0.3501
Median	0.6669	0.7256	0.7130
Mean	1.0000	1.0000	1.0000
3rd Qu.	1.4650	1.3320	1.3790
Max.	4.9950	4.5790	4.9950

strata_full

Label: ANES 2012 Time Series sample strata for full sample

Unweighted Frequencies

	F2F	Web	Total
1	78	0	78
2	246	0	246
3	276	0	276
4	104	0	104
5	445	0	445
6	90	0	90
7	321	0	321
8	137	0	137
9	359	0	359
10	0	3860	3860

Weighted Percentages

	F2F		Web		Total	
	Raw	Weights	Raw	Weights	Raw	Weights
1	3.8	6.3	0.0	0.0	1.3	2.2
2	12.0	11.8	0.0	0.0	4.2	4.1
3	13.4	14.4	0.0	0.0	4.7	5.0
4	5.1	8.2	0.0	0.0	1.8	2.8
5	21.6	21.4	0.0	0.0	7.5	7.4
6	4.4	5.7	0.0	0.0	1.5	2.0
7	15.6	10.1	0.0	0.0	5.4	3.5
8	6.7	8.2	0.0	0.0	2.3	2.9
9	17.5	13.9	0.0	0.0	6.1	4.8
10	0.0	0.0	100.0	100.0	65.2	65.2

strata_ftf

Label: ANES 2012 Time Series sample strata for FTF sample component

Unweighted Frequencies

	F2F	Web	Total
1	78	0	78
2	246	0	246
3	276	0	276
4	104	0	104
5	445	0	445
6	90	0	90
7	321	0	321
8	137	0	137
9	359	0	359

Weighted Percentages

	F2F		Web		Total	
	Raw	Weights	Raw	Weights	Raw	Weights
1	3.8	6.3			3.8	6.3
2	12.0	11.8			12.0	11.8
3	13.4	14.4			13.4	14.4
4	5.1	8.2			5.1	8.2
5	21.6	21.4			21.6	21.4
6	4.4	5.7			4.4	5.7
7	15.6	10.1			15.6	10.1
8	6.7	8.2			6.7	8.2
9	17.5	13.9			17.5	13.9

mode

Label: ANES 2012 Time Series Mode

2 unique outcomes.

Unweighted Frequencies

	<u>Count</u>
1. FTF (face-to-face) mode	2056
2. Internet mode	<u>3860</u>

ftf_oversample

Label: ANES 2012 Time Series FTF Oversample Case

5 unique outcomes.

Unweighted Frequencies

	Count
0. No Oversample	1413
1. Hispanic Oversample	256
2. AA Oversample	324
3. Both Hispanic and AA Oversample	63
-1. Inapplicable	3860

sample_ftfpsu

Label: SAMPLE - PSU for FTF cases

124 unique outcomes. 10 most frequently appearing outcomes:

Unweighted Frequencies

	<u>Count</u>
84	61
51	56
100	54
38	45
28	43
108	40
72	39
98	38
107	32
109	<u>32</u>

sample_state

Label: SAMPLE- State of Respondent address

51 unique outcomes. 10 most frequently appearing outcomes:

Unweighted Frequencies

	<u>Count</u>
CA	746
TX	546
FL	420
NY	302
PA	268
IL	232
OH	226
NC	224
MI	173
GA	<u>165</u>

sample_district

Label: SAMPLE - U.S. Congr district of Respondent address (113th U.S. Congress)

54 unique outcomes. 10 most frequently appearing outcomes:

Unweighted Frequencies

	Count
1	790
2	572
3	503
4	383
7	335
5	329
6	323
8	299
9	174
11	170

gend_gendobs

Label: PRE: FTF ONLY: INTERVIEWER: Is R male or female (Observation)

Unweighted Frequencies

	F2F	Web	Total
1. Male	888	0	888
2. Female	1168	0	1168
-1. Inapplicable	0	3860	3860

Weighted Percentages

	F2F		Web		Total	
	Raw	Weights	Raw	Weights	Raw	Weights
1. Male	43.2	48.0	0.0	0.0	15.0	16.7
2. Female	56.8	52.0	0.0	0.0	19.7	18.1
-1. Inapplicable	0.0	0.0	100.0	100.0	65.2	65.2

gender_respondent

Label: SUMMARY: Gender of Respondent for both FTF and Web modes

2 unique outcomes.

Unweighted Frequencies

	<u>Count</u>
1. Male	2847
2. Female	3069
-1. Inapplicable	<u>0</u>

interest_attention

Label: How often does R pay attn to politics and elections
 Position: Pre-election survey, section-item no. 20-1
 Description: Campaign interest and engagement
 Question: How often do you pay attention to what's going on in government and politics? [ALWAYS, MOST OF THE TIME, ABOUT HALF THE TIME, SOME OF THE TIME, or NEVER / NEVER, SOME OF THE TIME, ABOUT HALF THE TIME, MOST OF THE TIME, or ALWAYS]?
 Source: Respondent

Unweighted Frequencies

	F2F	Web	Total
1. Always	358	667	1025
2. Most of the time	583	1377	1960
3. About half the time	387	861	1248
4. Some of the time	661	867	1528
5. Never	65	87	152
-8. Don't know	2	0	2
-9. Refused	0	1	1

Weighted Percentages

	F2F		Web		Total	
	Raw	Weights	Raw	Weights	Raw	Weights
1. Always	17.4	19.7	17.3	14.8	17.3	16.5
2. Most of the time	28.4	29.7	35.7	32.2	33.1	31.3
3. About half the time	18.8	18.4	22.3	23.2	21.1	21.6
4. Some of the time	32.1	29.1	22.5	27.2	25.8	27.8
5. Never	3.2	3.0	2.3	2.6	2.6	2.7
-8. Don't know	0.1	0.1	0.0	0.0	0.0	0.0
-9. Refused	0.0	0.0	0.0	0.1	0.0	0.0

interest_following

Label: Interested in following campaigns standard
Position: Pre-election survey, section-item no. 20-2
Description: Campaign interest and engagement
Question: Some people don't pay much attention to political campaigns. How about you? Would you say that you have been [VERY MUCH interested, SOMEWHAT interested or NOT MUCH interested/ NOT MUCH interested, SOMEWHAT interested or VERY MUCH interested] in the political campaigns so far this year?
Source: Respondent

Unweighted Frequencies

	F2F	Web	Total
1. Very much interested	805	1749	2554
2. Somewhat interested	867	1594	2461
3. Not much interested	383	513	896
-8. Don't know	1	0	1
-9. Refused	0	4	4

Weighted Percentages

	F2F		Web		Total	
	Raw	Weights	Raw	Weights	Raw	Weights
1. Very much interested	39.2	41.1	45.3	40.8	43.2	40.9
2. Somewhat interested	42.2	39.6	41.3	43.9	41.6	42.4
3. Not much interested	18.6	19.2	13.3	15.2	15.1	16.6
-9. Refused	0.0	0.0	0.1	0.1	0.1	0.0

interest_wherevote

Label: Does R know where to go to vote in neighborhood
 Position: Pre-election survey, section-item no. 20-4
 Description: Campaign interest and engagement
 Question: Do you happen to know where people who live in your neighborhood go to vote?
 Web Logic: Online, do not display response option 3.
 Source: Respondent

Unweighted Frequencies

	F2F	Web	Total
1. Yes	1258	3332	4590
2. No	718	525	1243
3. Vote by mail only (VOL)	44	0	44
-8. Don't know	36	0	36
-9. Refused	0	3	3

Weighted Percentages

	F2F		Web		Total	
	Raw	Weights	Raw	Weights	Raw	Weights
1. Yes	61.2	66.1	86.3	81.3	77.6	76.0
2. No	34.9	29.7	13.6	18.6	21.0	22.4
3. Vote by mail only (VOL)	2.1	2.6	0.0	0.0	0.7	0.9
-8. Don't know	1.8	1.6	0.0	0.0	0.6	0.6
-9. Refused	0.0	0.0	0.1	0.1	0.1	0.0

interest_voted2008

Label: Did R vote for President in 2008
 Position: Pre-election survey, section-item no. 20-8
 Description: Campaign interest and engagement
 Question: In 2008 Barack Obama ran on the Democratic ticket against John McCain for the Republicans. Do you remember for sure whether or not you voted in that election?
 Source: Respondent

Unweighted Frequencies

	F2F	Web	Total
1. Yes, voted	1371	3214	4585
2. No, didn't vote	665	644	1309
-8. Don't know	18	0	18
-9. Refused	2	2	4

Weighted Percentages

	F2F		Web		Total	
	Raw	Weights	Raw	Weights	Raw	Weights
1. Yes, voted	66.7	69.4	83.3	78.2	77.5	75.1
2. No, didn't vote	32.3	29.5	16.7	21.8	22.1	24.5
-8. Don't know	0.9	1.0	0.0	0.0	0.3	0.3
-9. Refused	0.1	0.1	0.1	0.0	0.1	0.1

interest_whovote2008

Label: Recall of last (2008) Presidential vote choice
 Position: Pre-election survey, section-item no. 20-9
 Description: Campaign interest and engagement
 Question: Which one did you vote for?
 Universe: IF R SAYS VOTED FOR PRESIDENT IN 2008:
 Logic: Ask if CAMPINT PRESVTLAST=1, else skip.
 Web Logic: Online, include a small text box for option 5 in place of ♦SPECIFY.♦
 Source: Respondent

Unweighted Frequencies

	F2F	Web	Total
1. Barack Obama	923	1781	2704
2. John McCain	380	1322	1702
5. Other (SPECIFY)	17	97	114
-1. Inapplicable	685	646	1331
-8. Don't know	9	0	9
-9. Refused	42	14	56

Weighted Percentages

	F2F		Web		Total	
	Raw	Weights	Raw	Weights	Raw	Weights
1. Barack Obama	44.9	36.0	46.1	42.4	45.7	40.2
2. John McCain	18.5	30.0	34.2	33.1	28.8	32.0
5. Other (SPECIFY)	0.8	0.8	2.5	2.3	1.9	1.8
-1. Inapplicable	33.3	30.6	16.7	21.8	22.5	24.9
-8. Don't know	0.4	0.4	0.0	0.0	0.2	0.1
-9. Refused	2.0	2.2	0.4	0.4	0.9	1.0

interest_whovote2008_othtxt

Label: PRE: Other Specify- Recall of last (2008) Presidential vote choice

49 unique outcomes. 10 most frequently appearing outcomes:

Unweighted Frequencies

	<u>Count</u>
<NULL>	5834
Ron Paul	14
Bob Barr	7
Ralph Nader	6
ron paul	4
Hillary Clinton	3
bob barr	2
green party	2
independent	2
Independent	<u>2</u>

prmedia_useinet

Label: HH Internet use
 Position: Pre-election survey, section-item no. 20.8-5
 Description: Pre media exposure and attention
 Question: Do you or anyone in this household use the Internet at any location?
 Source: Respondent

Unweighted Frequencies

	F2F	Web	Total
1. Yes	1762	0	1762
2. No	291	0	291
-1. Inapplicable	0	3860	3860
-8. Don't know	3	0	3

Weighted Percentages

	F2F		Web		Total	
	Raw	Weights	Raw	Weights	Raw	Weights
1. Yes	85.7	89.1	0.0	0.0	29.8	31.0
2. No	14.2	10.8	0.0	0.0	4.9	3.8
-1. Inapplicable	0.0	0.0	100.0	100.0	65.2	65.2
-8. Don't know	0.1	0.1	0.0	0.0	0.1	0.0

prmedia_wkinews

Label: Days in typical week review news on internet
Position: Pre-election survey, section-item no. 20.8-8
Description: Pre media exposure and attention
Question: During a typical week, how many days do you watch, read, or listen to news on the Internet, not including sports?
Universe: IF ANYONE IN THE HOUSEHOLD USES THE INTERNET AT ANY LOCATION.
Logic: Ask if PRMEDIA USEINET=1, else skip
Web Logic: Online, disregard the question logic/universe condition and ask this of everyone.
Source: Respondent

Unweighted Frequencies

	F2F	Web	Total
0. None	498	738	1236
1. One day	170	292	462
2. Two days	177	267	444
3. Three days	154	352	506
4. Four days	95	243	338
5. Five days	174	497	671
6. Six days	53	301	354
7. Seven days	438	1167	1605
-1. Inapplicable	294	0	294
-4. Error	2	0	2
-8. Don't know	1	0	1
-9. Refused	0	3	3

Weighted Percentages

	F2F		Web		Total	
	Raw	Weights	Raw	Weights	Raw	Weights
0. None	24.2	26.2	19.1	21.3	20.9	23.0
1. One day	8.3	8.2	7.6	8.3	7.8	8.3
2. Two days	8.6	7.6	6.9	7.7	7.5	7.7
3. Three days	7.5	6.8	9.1	9.9	8.6	8.9
4. Four days	4.6	3.9	6.3	6.7	5.7	5.8
5. Five days	8.5	8.6	12.9	12.5	11.3	11.1
6. Six days	2.6	3.0	7.8	7.8	6.0	6.1
7. Seven days	21.3	24.7	30.2	25.6	27.1	25.3
-1. Inapplicable	14.3	10.9	0.0	0.0	5.0	3.8
-4. Error	0.1	0.1	0.0	0.0	0.0	0.0
-9. Refused	0.0	0.0	0.1	0.1	0.1	0.1

prmedia_atinews

Label: Attention to internet news
 Position: Pre-election survey, section-item no. 20.8-15
 Description: Pre media exposure and attention
 Question: How much attention do you pay to news about national politics on the Internet? [A GREAT DEAL, A LOT, A MODERATE AMOUNT, A LITTLE, or NONE AT ALL /NONE AT ALL, A LITTLE, A MODERATE AMOUNT, A LOT, or A GREAT DEAL]?
 Universe: IF NUMBER OF DAYS ATTENDING NEWS ON INTERNET IS MORE THAN 0:
 Logic: Ask if PRMEDIA WKINEWS > 0, else skip
 Source: Respondent

Unweighted Frequencies

	F2F	Web	Total
1. A great deal	146	349	495
2. A lot	177	559	736
3. A moderate amount	389	1038	1427
4. A little	427	890	1317
5. None at all	122	283	405
-1. Inapplicable	795	741	1536

Weighted Percentages

	F2F		Web		Total	
	Raw	Weights	Raw	Weights	Raw	Weights
1. A great deal	7.1	8.0	9.0	7.7	8.4	7.8
2. A lot	8.6	8.8	14.5	12.8	12.4	11.4
3. A moderate amount	18.9	18.6	26.9	25.7	24.1	23.2
4. A little	20.8	21.7	23.1	23.8	22.3	23.1
5. None at all	5.9	5.7	7.3	8.5	6.8	7.5
-1. Inapplicable	38.7	37.2	19.2	21.5	26.0	26.9

prmedia_wktvnws

Label: Days in typical week watch news on TV
Position: Pre-election survey, section-item no. 20.8-16
Description: Pre media exposure and attention
Question: During a typical week, how many days do you watch national news on TV, not including sports?
Source: Respondent

Unweighted Frequencies

	F2F	Web	Total
0. None	309	583	892
1. One day	164	321	485
2. Two days	212	334	546
3. Three days	196	342	538
4. Four days	132	295	427
5. Five days	289	566	855
6. Six days	107	339	446
7. Seven days	644	1077	1721
-4. Error	2	0	2
-8. Don't know	1	0	1
-9. Refused	0	3	3

Weighted Percentages

	F2F		Web		Total	
	Raw	Weights	Raw	Weights	Raw	Weights
0. None	15.0	16.6	15.1	17.6	15.1	17.2
1. One day	8.0	8.6	8.3	9.1	8.2	8.9
2. Two days	10.3	9.7	8.7	9.8	9.2	9.8
3. Three days	9.5	7.4	8.9	9.6	9.1	8.8
4. Four days	6.4	6.3	7.6	7.9	7.2	7.4
5. Five days	14.1	12.5	14.7	13.7	14.5	13.3
6. Six days	5.2	5.2	8.8	8.0	7.5	7.0
7. Seven days	31.3	33.6	27.9	24.2	29.1	27.5
-4. Error	0.1	0.1	0.0	0.0	0.0	0.0
-9. Refused	0.0	0.0	0.1	0.1	0.1	0.1

prmedia_attvnews

Label: Attention to TV news
 Position: Pre-election survey, section-item no. 20.8-18
 Description: Pre media exposure and attention
 Question: How much attention do you pay to news about national politics on TV? [A GREAT DEAL, A LOT, A MODERATE AMOUNT, A LITTLE, or NONE AT ALL / NONE AT ALL, A LITTLE, A MODERATE AMOUNT, A LOT, or A GREAT DEAL]?
 Universe: IF NUMBER OF DAYS R WATCHES NEWS ON TV IS MORE THAN 0:
 Logic: Ask if PRMEDIA WKTVNEWS > 0, else skip
 Source: Respondent

Unweighted Frequencies

	F2F	Web	Total
1. A great deal	260	591	851
2. A lot	361	752	1113
3. A moderate amount	582	1154	1736
4. A little	468	704	1172
5. None at all	70	71	141
-1. Inapplicable	312	586	898
-8. Don't know	3	0	3
-9. Refused	0	2	2

Weighted Percentages

	F2F		Web		Total	
	Raw	Weights	Raw	Weights	Raw	Weights
1. A great deal	12.6	14.1	15.3	13.0	14.4	13.4
2. A lot	17.6	18.3	19.5	17.4	18.8	17.7
3. A moderate amount	28.3	26.9	29.9	30.0	29.3	28.9
4. A little	22.8	21.3	18.2	19.9	19.8	20.3
5. None at all	3.4	2.6	1.8	1.9	2.4	2.2
-1. Inapplicable	15.2	16.7	15.2	17.7	15.2	17.4
-8. Don't know	0.1	0.1	0.0	0.0	0.1	0.0
-9. Refused	0.0	0.0	0.1	0.0	0.0	0.0

prmedia_wkpaprnws

Label: Days in typical wk read news in print newspaper
Position: Pre-election survey, section-item no. 20.8-19
Description: Pre media exposure and attention
Question: During a typical week, how many days do you read news in a printed newspaper, not including sports?
Source: Respondent

Unweighted Frequencies

	F2F	Web	Total
0. None	961	1473	2434
1. One day	325	586	911
2. Two days	190	359	549
3. Three days	144	258	402
4. Four days	68	143	211
5. Five days	100	203	303
6. Six days	32	156	188
7. Seven days	231	679	910
-4. Error	4	0	4
-8. Don't know	1	0	1
-9. Refused	0	3	3

Weighted Percentages

	F2F		Web		Total	
	Raw	Weights	Raw	Weights	Raw	Weights
0. None	46.7	42.7	38.2	42.2	41.1	42.4
1. One day	15.8	16.5	15.2	15.3	15.4	15.7
2. Two days	9.2	8.6	9.3	9.5	9.3	9.2
3. Three days	7.0	6.3	6.7	6.8	6.8	6.6
4. Four days	3.3	3.4	3.7	3.3	3.6	3.3
5. Five days	4.9	4.3	5.3	5.1	5.1	4.8
6. Six days	1.6	1.4	4.0	3.3	3.2	2.7
7. Seven days	11.2	16.5	17.6	14.3	15.4	15.1
-4. Error	0.2	0.1	0.0	0.0	0.1	0.0
-8. Don't know	0.0	0.1	0.0	0.0	0.0	0.0
-9. Refused	0.0	0.0	0.1	0.1	0.1	0.1

prmedia_atpprnews

Label: Attention to printed newspaper news
 Position: Pre-election survey, section-item no. 20.8-21
 Description: Pre media exposure and attention
 Question: How much attention do you pay to news about national politics in printed newspapers? [A GREAT DEAL, A LOT, A MODERATE AMOUNT, A LITTLE, or NONE AT ALL / NONE AT ALL, A LITTLE, A MODERATE AMOUNT, A LOT, or A GREAT DEAL]?
 Universe: IF NUMBER OF DAYS R READS PRINT NEWSPAPER >0:
 Logic: Ask if PRMEDIA WKPAPRNWS > 0, else skip
 Source: Respondent

Unweighted Frequencies

	F2F	Web	Total
1. A great deal	98	269	367
2. A lot	161	450	611
3. A moderate amount	344	812	1156
4. A little	369	729	1098
5. None at all	118	124	242
-1. Inapplicable	966	1476	2442

Weighted Percentages

	F2F		Web		Total	
	Raw	Weights	Raw	Weights	Raw	Weights
1. A great deal	4.8	5.3	7.0	5.9	6.2	5.7
2. A lot	7.8	8.3	11.7	10.0	10.3	9.4
3. A moderate amount	16.7	18.5	21.0	19.6	19.5	19.3
4. A little	17.9	18.8	18.9	18.9	18.6	18.8
5. None at all	5.7	6.1	3.2	3.2	4.1	4.3
-1. Inapplicable	47.0	42.9	38.2	42.3	41.3	42.6

prmedia_wkrdnws

Label: Days in typical week listen news on radio
Position: Pre-election survey, section-item no. 20.8-22
Description: Pre media exposure and attention
Question: During a typical week, how many days do you listen to news on the radio, not including sports?
Source: Respondent

Unweighted Frequencies

	F2F	Web	Total
0. None	875	1410	2285
1. One day	157	318	475
2. Two days	170	366	536
3. Three days	128	313	441
4. Four days	86	226	312
5. Five days	282	674	956
6. Six days	48	131	179
7. Seven days	303	419	722
-4. Error	4	0	4
-8. Don't know	3	0	3
-9. Refused	0	3	3

Weighted Percentages

	F2F		Web		Total	
	Raw	Weights	Raw	Weights	Raw	Weights
0. None	42.6	41.0	36.5	38.8	38.6	39.6
1. One day	7.6	7.9	8.2	8.9	8.0	8.5
2. Two days	8.3	7.8	9.5	9.6	9.1	9.0
3. Three days	6.2	6.5	8.1	8.2	7.5	7.6
4. Four days	4.2	4.3	5.9	5.3	5.3	5.0
5. Five days	13.7	16.0	17.5	17.1	16.2	16.7
6. Six days	2.3	2.2	3.4	2.8	3.0	2.6
7. Seven days	14.7	14.1	10.9	9.2	12.2	10.9
-4. Error	0.2	0.1	0.0	0.0	0.1	0.0
-8. Don't know	0.1	0.2	0.0	0.0	0.1	0.1
-9. Refused	0.0	0.0	0.1	0.1	0.1	0.1

prmedia_atrdnews

Label: Attention to radio news
 Position: Pre-election survey, section-item no. 20.8-24
 Description: Pre media exposure and attention
 Question: How much attention do you pay to news about national politics on the radio? [A GREAT DEAL, A LOT, A MODERATE AMOUNT, A LITTLE, or NONE AT ALL / NONE AT ALL, A LITTLE, A MODERATE AMOUNT, A LOT, or A GREAT DEAL]?
 Universe: IF NUMBER OF DAYS R LISTENS TO NEWS ON RADIO IS MORE THAN 0:
 Logic: Ask if PRMEDIA WKRDNWS > 0, else skip
 Source: Respondent

Unweighted Frequencies

	F2F	Web	Total
1. A great deal	146	308	454
2. A lot	206	477	683
3. A moderate amount	345	813	1158
4. A little	372	712	1084
5. None at all	103	136	239
-1. Inapplicable	882	1413	2295
-4. Error	1	0	1
-9. Refused	1	1	2

Weighted Percentages

	F2F		Web		Total	
	Raw	Weights	Raw	Weights	Raw	Weights
1. A great deal	7.1	7.4	8.0	7.1	7.7	7.2
2. A lot	10.0	11.7	12.4	11.1	11.5	11.3
3. A moderate amount	16.8	16.0	21.1	20.7	19.6	19.1
4. A little	18.1	18.9	18.4	18.4	18.3	18.6
5. None at all	5.0	4.6	3.5	3.6	4.0	4.0
-1. Inapplicable	42.9	41.3	36.6	39.0	38.8	39.8

prevote_regist_addr

Label: PRE: R registered to vote (pre-election)- sample address

Unweighted Frequencies

	F2F	Web	Total
1. Registered at this address	1351	3143	4494
2. Registered at a different address	327	251	578
3. Not currently registered	357	315	672
-1. Inapplicable	0	145	145
-8. Don't know	16	0	16
-9. Refused	5	6	11

Weighted Percentages

	F2F		Web		Total	
	Raw	Weights	Raw	Weights	Raw	Weights
1. Registered at this address	65.7	72.2	81.4	77.7	76.0	75.7
2. Registered at a different address	15.9	11.9	6.5	8.1	9.8	9.4
3. Not currently registered	17.4	15.1	8.2	10.2	11.4	11.9
-1. Inapplicable	0.0	0.0	3.8	3.8	2.5	2.5
-8. Don't know	0.8	0.7	0.0	0.0	0.3	0.2
-9. Refused	0.2	0.2	0.2	0.3	0.2	0.3

prevote_regist_noaddr

Label: PRE: WEB ONLY: R registered to vote (pre-election)- no sample address

Unweighted Frequencies

	F2F	Web	Total
1. Registered to vote	0	125	125
2. Not currently registered	0	20	20
-1. Inapplicable	2056	3715	5771

Weighted Percentages

	F2F		Web		Total	
	Raw	Weights	Raw	Weights	Raw	Weights
1. Registered to vote	0.0	0.0	3.2	3.0	2.1	2.0
2. Not currently registered	0.0	0.0	0.5	0.8	0.3	0.5
-1. Inapplicable	100.0	100.0	96.2	96.2	97.5	97.5

prevote_reg

Label: RESTRICTED: Other Registration location - add1 etc
Position: Pre and Post-election survey, section-item no. 21.1-2
Description: Registration, turnout and vote choice
Question: What is the address where you are registered to vote now?
Universe: IF R IS REGISTERED AT AN ADDRESS OTHER THAN CURRENT ADDRESS:
Logic: Ask if PREVOTE REGIST=2 else skip. On a single screen there should be fields to capture address1, address2, apt number, city, state, zip code For state only, a drop-down list should be present. Fields: PREVOTE REGADD1 PREVOTE REGADD2 PREVOTE REGAPT PREVOTE REGCITY PREVOTE REGST (dropdown) PREVOTE ZIP It must be necessary to include PREVOTE REGSTATE at minimum.
Source: Respondent

Unweighted Frequencies

	F2F	Web	Total
0. City and state not identified in registration address fields (all blank)	5	0	5
1. City and state identified in correct fields	289	0	289
2. City and state identifiable; some recording of address information in incorrect fields	14	0	14
-1. Inapplicable	1729	3860	5589
-2. Missing: R entered DK/RF for different address	19	0	19

Weighted Percentages

	F2F		Web		Total	
	Raw	Weights	Raw	Weights	Raw	Weights
0. City and state not identified in registration address fields (all blank)	0.2	0.2	0.0	0.0	0.1	0.1
1. City and state identified in correct fields	14.1	10.4	0.0	0.0	4.9	3.6
2. City and state identifiable; some recording of address information in incorrect fields	0.7	0.6	0.0	0.0	0.2	0.2
-1. Inapplicable	84.1	88.1	100.0	100.0	94.5	95.9
-2. Missing: R entered DK/RF for different address	0.9	0.7	0.0	0.0	0.3	0.2

prevote_reg_recordstate

Label: PRE: FTF ONLY: Oth Registr. location - state recorded in correct field

Unweighted Frequencies

	F2F	Web	Total
0. Neither state nor city identified in registration address fields (all blank)	5	0	5
1. State of registration recorded in correct (state) field	289	0	289
2. State of registration not recorded in correct field; identifiable as same state as state of residence	13	0	13
3. State of registration not recorded in correct field; identifiable as different from state of residence	1	0	1
-1. Inapplicable	1729	3860	5589
-2. Missing: R entered DK/RF for different address	19	0	19

	Weighted Percentages					
	F2F		Web		Total	
	Raw	Weights	Raw	Weights	Raw	Weights
0. Neither state nor city identified in registration address fields (all blank)	0.2	0.2	0.0	0.0	0.1	0.1
1. State of registration recorded in correct (state) field	14.1	10.4	0.0	0.0	4.9	3.6
2. State of registration not recorded in correct field; identifiable as same state as state of residence	0.6	0.5	0.0	0.0	0.2	0.2
3. State of registration not recorded in correct field; identifiable as different from state of residence	0.0	0.1	0.0	0.0	0.0	0.0
-1. Inapplicable	84.1	88.1	100.0	100.0	94.5	95.9
-2. Missing: R entered DK/RF for different address	0.9	0.7	0.0	0.0	0.3	0.2

prevote_reg_recordcity

Label: PRE: FTF ONLY: Oth Registr. location - city recorded in correct field

Unweighted Frequencies

	F2F	Web	Total
0. Neither state nor city identified in registration address fields (all blank)	5	0	5
1. City of registration recorded in correct (city) field	297	0	297
2. City of registration not recorded in correct field	6	0	6
-1. Inapplicable	1729	3860	5589
-2. Missing: R entered DK/RF for different address	19	0	19

Weighted Percentages

	F2F		Web		Total	
	Raw	Weights	Raw	Weights	Raw	Weights
0. Neither state nor city identified in registration address fields (all blank)	0.2	0.2	0.0	0.0	0.1	0.1
1. City of registration recorded in correct (city) field	14.4	10.7	0.0	0.0	5.0	3.7
2. City of registration not recorded in correct field	0.3	0.2	0.0	0.0	0.1	0.1
-1. Inapplicable	84.1	88.1	100.0	100.0	94.5	95.9
-2. Missing: R entered DK/RF for different address	0.9	0.7	0.0	0.0	0.3	0.2

prevote_reg_state

Label: PRE: FTF ONLY: Other Registr. location - state of registr. (FIPS CODE)

44 unique outcomes. 10 most frequently appearing outcomes:

Unweighted Frequencies

	<u>Count</u>
-1. Inapplicable	5608
06. California	36
48. Texas	30
22. Louisiana	26
12. Florida	25
36. New York	18
17. Illinois	14
37. North Carolina	13
45. South Carolina	13
13. Georgia	<u>12</u>

prevote_reg_samestate

Label: PRE: FTF ONLY: Oth Reg. location - state same as hsehold's state (Y/N)

Unweighted Frequencies

	F2F	Web	Total
0. Not same state as state of residence	29	0	29
1. Same state as state of residence	274	0	274
-1. Inapplicable	1753	3860	5613

Weighted Percentages

	F2F		Web		Total	
	Raw	Weights	Raw	Weights	Raw	Weights
0. Not same state as state of residence	1.4	1.2	0.0	0.0	0.5	0.4
1. Same state as state of residence	13.3	9.8	0.0	0.0	4.6	3.4
-1. Inapplicable	85.3	89.1	100.0	100.0	94.9	96.2

prevote_regincnty

Label: Is R registered to vote in preload county (resid)
 Position: Pre and Post-election survey, section-item no. 21.1-2.5
 Description: Registration, turnout and vote choice
 Question: Is that address in [preload: hhcounty]?
 Universe: IF R REGISTERED AT AN ADDRESS OTHER THAN CURRENT ADDRESS: IF R REGISTERED IN SAME STATE AS CURRENT ADDRESS OR REGISTRATION STATE MISSING:
 Logic: R's current address should be present in preload variables HHADD1, HHADD2, HHCITY, HHAPT, HHSTATE, HHZIP. Ask if PREVOTE REGST=HHSTATE or PREVOTE REGIST=2 and address of registration PREVOTE REGST not given, else skip. Note that preload for county should be 'Washington D.C.' if REGST is DC.
 Source: Respondent

Unweighted Frequencies

	F2F	Web	Total
1. Yes, registered in <preload: hhcounty>	201	287	488
2. No, registered in other county	91	14	105
5. <preload:hhcounty> is incorrect (VOL) (SPECIFY)	4	0	4
6. Answered yes, reg in county; other state for PRE- VOTE_REG_RECORDSTATE=3	1	0	1
-1. Inapplicable	1757	3559	5316
-8. Don't know	2	0	2

	Weighted Percentages					
	F2F		Web		Total	
	Raw	Weights	Raw	Weights	Raw	Weights
1. Yes, registered in <preload: hhcounty>	9.8	7.3	7.4	8.5	8.2	8.1
2. No, registered in other county	4.4	3.2	0.4	0.3	1.8	1.3
5. <preload:hhcounty> is incorrect (VOL) (SPECIFY)	0.2	0.1	0.0	0.0	0.1	0.0
6. Answered yes, reg in county; other state for PRE- VOTE_REG_RECORDSTATE=3	0.0	0.1	0.0	0.0	0.0	0.0
-1. Inapplicable	85.5	89.2	92.2	91.2	89.9	90.5
-8. Don't know	0.1	0.1	0.0	0.0	0.0	0.0

prevote_regyrs3cat

Label: PRE: How long has R been registered at location

Unweighted Frequencies

	F2F	Web	Total
1. 0-1 years	346	501	847
2. 2-5 years	473	729	1202
3. More than 5 years	823	2157	2980
-1. Inapplicable	408	466	874
-8. Don't know	4	0	4
-9. Refused	2	7	9

Weighted Percentages

	F2F		Web		Total	
	Raw	Weights	Raw	Weights	Raw	Weights
1. 0-1 years	16.8	14.1	13.0	16.6	14.3	15.7
2. 2-5 years	23.0	20.0	18.9	21.4	20.3	20.9
3. More than 5 years	40.0	48.6	55.9	47.6	50.4	47.9
-1. Inapplicable	19.8	17.1	12.1	14.2	14.8	15.2
-8. Don't know	0.2	0.1	0.0	0.0	0.1	0.0
-9. Refused	0.1	0.1	0.2	0.2	0.2	0.2

prevote_regname

Label: RESTRICTED: name under which R registered to vote
 Position: Pre and Post-election survey, section-item no. 21.1-3
 Description: Registration, turnout and vote choice
 Question: Some people register to vote under their full name and others use different versions of their name. Others might have changed their name since they registered. What about you? Under what name are you registered to vote?
 Universe: IF R IS REGISTERED TO VOTE:
 Logic: Ask if PREVOTE REGIST in(1,2)
 Web Logic: Online, add the following text: '(Your name remains confidential and will never be shared outside of the KnowledgePanel.)'
 Source: Respondent

Unweighted Frequencies

	F2F	Web	Total
0. FTF: no text in name field; WEB: name not provided or not asked	66	435	501
1. Text in name field	1612	3425	5037
-1. Inapplicable	378	0	378

Weighted Percentages

	F2F		Web		Total	
	Raw	Weights	Raw	Weights	Raw	Weights
0. FTF: no text in name field; WEB: name not provided or not asked	3.2	2.9	11.3	13.8	8.5	10.0
1. Text in name field	78.4	81.1	88.7	86.2	85.1	84.4
-1. Inapplicable	18.4	16.0	0.0	0.0	6.4	5.6

prevote_regpty_state

Label: PRE: Does recorded state of registration have party registration

Unweighted Frequencies

	F2F	Web	Total
-9. Refused	0	0	0
-8. Don't know	0	0	0
-6. Not asked, unit nonresponse	0	0	0
-4. Error	0	0	0
-3. Restricted access	0	0	0
-2. Missing; available in next release	2056	3860	5916
-1. Inapplicable	0	0	0
0. State of registration does not have party registration	0	0	0
1. State of registration has party registration	0	0	0

Weighted Percentages

	F2F		Web		Total	
	Raw	Weights	Raw	Weights	Raw	Weights
-9. Refused	0.0	0.0	0.0	0.0	0.0	0.0
-8. Don't know	0.0	0.0	0.0	0.0	0.0	0.0
-6. Not asked, unit nonresponse	0.0	0.0	0.0	0.0	0.0	0.0
-4. Error	0.0	0.0	0.0	0.0	0.0	0.0
-3. Restricted access	0.0	0.0	0.0	0.0	0.0	0.0
-2. Missing; available in next release	100.0	100.0	100.0	100.0	100.0	100.0
-1. Inapplicable	0.0	0.0	0.0	0.0	0.0	0.0
0. State of registration does not have party registration	0.0	0.0	0.0	0.0	0.0	0.0
1. State of registration has party registration	0.0	0.0	0.0	0.0	0.0	0.0

prevote_regpty

Label: Party of registration
Position: Pre and Post-election survey, section-item no. 21.1-4
Description: Registration, turnout and vote choice
Question: What political party are you registered with, if any?
Universe: IF R IS REGISTERED TO VOTE: IF R IS REGISTERED TO VOTE IN STATE WHERE PARTY MAY BE REGISTERED:
Logic: R's current address should be present in preload variables HHADD1, HHADD2, HHCITY, HHAPT, HHSTATE, HHZIP. Ask if (PREVOTE REGIST =1 and HHSTATE in(AK, AZ,CA, CO, CT, DC, DE, FL, IA, KS, KY, LA, ME, MD, MA, NE, NV, NH, NJ, NM, NY, NC, OK, OR, PA, RI, SD, WV, WY or missing)) or if (PREVOTE REGIST=2 and PREVOTE REGST in(AK, AZ,CA, CO, CT, DC, DE, FL, IA, KS, KY, LA, ME, MD, MA, NE, NV, NH, NJ, NM, NY, NC, OK, OR, PA, RI, SD, WV, WY or empty)), else skip
Web Logic: Online, include small text box for response 5 in place of **◆SPECIFY◆**.
Source: Respondent

Unweighted Frequencies

	F2F	Web	Total
1. Democratic party	560	883	1443
2. Republican party	196	608	804
4. None or 'independent'	194	20	214
5. Other (SPECIFY)	7	449	456
-1. Inapplicable	1065	1895	2960
-8. Don't know	24	0	24
-9. Refused	10	5	15

Weighted Percentages

	F2F		Web		Total	
	Raw	Weights	Raw	Weights	Raw	Weights
1. Democratic party	27.2	18.9	22.9	20.6	24.4	20.0
2. Republican party	9.5	14.4	15.8	15.7	13.6	15.3
4. None or 'independent'	9.4	12.0	0.5	0.4	3.6	4.4
5. Other (SPECIFY)	0.3	0.3	11.6	12.4	7.7	8.2
-1. Inapplicable	51.8	53.0	49.1	50.7	50.0	51.5
-8. Don't know	1.2	0.8	0.0	0.0	0.4	0.3
-9. Refused	0.5	0.6	0.1	0.1	0.3	0.3

prevote_regpty_oth

Label: PRE: RESTRICTED: Other specify- Party of registration

1 unique outcome.

Unweighted Frequencies

	<u>Count</u>
-1. Inapplicable	0
-3. Restricted access	5916
-4. Error	0
-6. Not asked, unit nonresponse	0
-8. Don't know	0
-9. Refused	<u>0</u>

prevote_regint

Label: Does R intend to register to vote
 Position: Pre-election survey, section-item no. 21.1-5
 Description: Registration, turnout and vote choice
 Question: Do you intend to register to vote before the November 6 elections, or do you not intend to register?
 Universe: IF R IS NOT REGISTERED TO VOTE OR DK IF REGISTERED TO VOTE:
 Logic: Ask if PREVOTE REGIST in(3,DK) else skip
 Source: Respondent

Unweighted Frequencies

	F2F	Web	Total
1. Yes, intend to register	117	86	203
2. No, do not intend to register	241	251	492
-1. Inapplicable	1683	3519	5202
-8. Don't know	13	0	13
-9. Refused	2	4	6

Weighted Percentages

	F2F		Web		Total	
	Raw	Weights	Raw	Weights	Raw	Weights
1. Yes, intend to register	5.7	4.4	2.2	3.0	3.4	3.5
2. No, do not intend to register	11.7	10.8	6.5	8.0	8.3	9.0
-1. Inapplicable	81.9	84.2	91.2	88.8	87.9	87.2
-8. Don't know	0.6	0.6	0.0	0.0	0.2	0.2
-9. Refused	0.1	0.1	0.1	0.2	0.1	0.1

prevote_primv

Label: Did R vote in the Presidential primary or caucus
 Position: Pre-election survey, section-item no. 21.1-6
 Description: Registration, turnout and vote choice
 Question: Did you vote in a Presidential primary election or caucus this year?
 Source: Respondent

Unweighted Frequencies

	F2F	Web	Total
1. Yes, voted in primary or caucus	480	1681	2161
2. No, didn't vote in primary or caucus	1541	2171	3712
-8. Don't know	30	0	30
-9. Refused	5	8	13

Weighted Percentages

	F2F		Web		Total	
	Raw	Weights	Raw	Weights	Raw	Weights
1. Yes, voted in primary or caucus	23.3	25.7	43.5	38.0	36.5	33.8
2. No, didn't vote in primary or caucus	75.0	73.0	56.2	61.7	62.7	65.6
-8. Don't know	1.5	1.0	0.0	0.0	0.5	0.4
-9. Refused	0.2	0.3	0.2	0.3	0.2	0.3

prevote_primvwho

Label: For which candidate did R vote in Presidential prim
Position: Pre-election survey, section-item no. 21.1-7
Description: Registration, turnout and vote choice
Question: Looking at page [preload: prepg q] in the booklet In the Presidential primary or caucus, who did you vote for?
Universe: IF R VOTED IN A PRESIDENTIAL PRIMARY OR CAUCUS:
Logic: Ask if PREVOTE PRIMV=1 else skip
Web Logic: Online, omit the text 'Looking at page [preload: prepg q] in the booklet'. Include a small text box for option 95 in place of 'SPECIFY'.
Source: Respondent

Unweighted Frequencies

	F2F	Web	Total
01. Mitt Romney	112	534	646
02. Barack Obama	280	759	1039
03. Rick Santorum	17	129	146
04. Newt Gingrich	15	58	73
05. Ron Paul	16	94	110
06. Rick Perry	3	20	23
07. Michele Bachmann	2	4	6
08. Jon Huntsman	2	10	12
09. Herman Cain	9	17	26
95. Someone else (SPECIFY)	6	44	50
-1. Inapplicable	1576	2179	3755
-8. Don't know	5	0	5
-9. Refused	13	12	25

Weighted Percentages

	F2F		Web		Total	
	Raw	Weights	Raw	Weights	Raw	Weights
01. Mitt Romney	5.4	9.3	13.8	12.5	10.9	11.4
02. Barack Obama	13.6	10.8	19.7	16.7	17.6	14.6
03. Rick Santorum	0.8	1.2	3.3	3.3	2.5	2.6
04. Newt Gingrich	0.7	1.0	1.5	1.5	1.2	1.3
05. Ron Paul	0.8	1.1	2.4	1.9	1.9	1.6
06. Rick Perry	0.1	0.0	0.5	0.6	0.4	0.4
07. Michele Bachmann	0.1	0.2	0.1	0.1	0.1	0.2
08. Jon Huntsman	0.1	0.0	0.3	0.1	0.2	0.1
09. Herman Cain	0.4	0.8	0.4	0.3	0.4	0.5
95. Someone else (SPECIFY)	0.3	0.4	1.1	0.7	0.8	0.6
-1. Inapplicable	76.7	74.3	56.5	62.0	63.5	66.2
-8. Don't know	0.2	0.4	0.0	0.0	0.1	0.2
-9. Refused	0.6	0.5	0.3	0.3	0.4	0.3

prevote_primvwho_othtxt

Label: PRE: Oth specify- For which candidate did R vote in Presidential prim

33 unique outcomes. 10 most frequently appearing outcomes:

Unweighted Frequencies

	Count
<NULL>	5881
no one	3
None	2
Andrew Roraback and Linda McMahon	1
barack obama	1
Buddy Rohmer	1
Can't remember candidate's no; he was from Green party	1
Checked the Other box and wrote in None of the Above	1
could not vote rep	1
didn't vote for anyone	1

prevote_voted

Label: Already voted in General Election
 Position: Pre and Post-election survey, section-item no. 21.1-8
 Description: Registration, turnout and vote choice
 Question: This question is not about the primary elections and caucuses that were held a few months ago. Instead, we'd like to ask you about the election for President to be held on November 6, in which [preload: rep pcname] is running against [preload: dem pcname]. Have you already voted in that election, or have you not voted?
 Universe: IF R IS REGISTERED TO VOTE:
 Logic: Ask if PREVOTE REGIST in(1,2) else skip
 Source: Respondent

Unweighted Frequencies

	F2F	Web	Total
1. Have voted	118	332	450
2. Have not voted	1557	3185	4742
-1. Inapplicable	378	341	719
-9. Refused	3	2	5

Weighted Percentages

	F2F		Web		Total	
	Raw	Weights	Raw	Weights	Raw	Weights
1. Have voted	5.7	5.7	8.6	8.3	7.6	7.4
2. Have not voted	75.7	78.3	82.5	80.5	80.2	79.7
-1. Inapplicable	18.4	16.0	8.8	11.2	12.2	12.9
-9. Refused	0.1	0.1	0.1	0.0	0.1	0.1

prevote_vconf

Label: Confirmation voted (early) in November 6 election
 Position: Pre-election survey, section-item no. 21.1-9
 Description: Registration, turnout and vote choice
 Question: Just to be clear, I'm recording that you already voted in the election that is scheduled to take place on November 6. Is that right?
 Universe: IF R IS REGISTERED TO VOTE: IF R INDICATED VOTED EARLY IN THE 2012 GENERAL ELECTIONS:
 Logic: Ask if PREVOTE VOTED=1 else skip
 Web Logic: Online, replace 'I'm' with 'we are' in the question text.
 Source: Respondent

Unweighted Frequencies

	F2F	Web	Total
1. Yes, voted	112	294	406
2. No, have not voted	6	38	44
-1. Inapplicable	1938	3528	5466

Weighted Percentages

	F2F		Web		Total	
	Raw	Weights	Raw	Weights	Raw	Weights
1. Yes, voted	5.4	5.6	7.6	6.9	6.9	6.5
2. No, have not voted	0.3	0.1	1.0	1.3	0.7	0.9
-1. Inapplicable	94.3	94.3	91.4	91.7	92.4	92.6

prevote_howvote

Label: In what manner did R vote
Position: Pre-election survey, section-item no. 21.1-10
Description: Registration, turnout and vote choice
Question: Which one of the following best describes how you voted? - Definitely voted in person at a polling place before election day - Definitely voted by mailing a ballot to elections officials before election day - Definitely voted in some other way - Not completely sure whether you voted or not
Universe: IF R IS REGISTERED TO VOTE: IF R INDICATED VOTED EARLY IN THE 2012 GENERAL ELECTIONS: IF HAS CONFIRMED ALREADY VOTING FOR THE 2012 GENERAL ELECTIONS:
Logic: Ask if PREVOTE VCONF=1 else skip
Source: Respondent

Unweighted Frequencies

	F2F	Web	Total
1. Definitely voted in person at a polling place before election day	50	61	111
2. Definitely voted by mailing a ballot to elections officials before election day	59	222	281
3. Definitely voted in some other way	3	9	12
4. Not completely sure whether you voted or not	0	1	1
-1. Inapplicable	1944	3566	5510
-9. Refused	0	1	1

	Weighted Percentages					
	F2F		Web		Total	
	Raw	Weights	Raw	Weights	Raw	Weights
1. Definitely voted in person at a polling place before election day	2.4	1.9	1.6	1.5	1.9	1.7
2. Definitely voted by mailing a ballot to elections officials before election day	2.9	3.6	5.8	5.2	4.7	4.6
3. Definitely voted in some other way	0.1	0.1	0.2	0.2	0.2	0.2
-1. Inapplicable	94.6	94.4	92.4	93.1	93.1	93.5

prevote_ckbcard

Label: FTF ONLY: IWR CHECKPOINT: have correct Pre ballot card
Position: Pre and Post-election survey, section-item no. 21.1-10.5
Description: Registration, turnout and vote choice
Question: CONGRESSIONAL DISTRICT IS: [preload: hhstate] [preload: hhdist]. ASSIGNED BALLOT COLOR IS: [var: ballotcolor]. PLEASE DESCRIBE WHETHER YOU HAVE THE CORRECT BALLOT CARD FOR THE RESPONDENT:
Universe: IF HAS NOT REFUSED TO INDICATE REGISTRATION STATUS: IF R IS REGISTERED IN COUNTY OF CURRENT ADDRESS OR IF R IS NOT REGISTERED:
Logic: Ask if PREVOTE REGIST in(1,3) or PREVOTE REGINCNTY=1, else skip. In text of question, value of preload variable 'hhdist' which identifies the 113th congressional district of R's current address (e.g. '02'), is loaded together with value of preload variable hhstate.
Source: IWR

Unweighted Frequencies

	F2F	Web	Total
1. Yes, have <blue/pink> color ballot card for R's district	1853	3458	5311
2. Have ballot card in wrong color for R's district	4	0	4
3. Only have card(s) for wrong district or have no ballot cards	53	396	449
-1. Inapplicable	146	6	152

	Weighted Percentages					
	F2F		Web		Total	
	Raw	Weights	Raw	Weights	Raw	Weights
1. Yes, have <blue/pink> color ballot card for R's district	90.1	92.4	89.6	87.8	89.8	89.4
2. Have ballot card in wrong color for R's district	0.2	0.2	0.0	0.0	0.1	0.1
3. Only have card(s) for wrong district or have no ballot cards	2.6	2.0	10.3	11.9	7.6	8.5
-1. Inapplicable	7.1	5.3	0.2	0.3	2.6	2.0

prevote_ballot_color

Label: PRE: FTF ONLY: Assigned color for Ballot Card (if displayed)

Unweighted Frequencies

	F2F	Web	Total
1. Blue	1003	0	1003
2. Pink	1053	0	1053
-1. Inapplicable	0	3860	3860

Weighted Percentages

	F2F		Web		Total	
	Raw	Weights	Raw	Weights	Raw	Weights
1. Blue	48.8	47.7	0.0	0.0	17.0	16.6
2. Pink	51.2	52.3	0.0	0.0	17.8	18.2
-1. Inapplicable	0.0	0.0	100.0	100.0	65.2	65.2

prevote_presvt

Label: Did R vote for President
 Position: Pre and Post-election survey, section-item no. 21.1-12
 Description: Registration, turnout and vote choice
 Question: How about the election for President? Did you vote for a candidate for PRESIDENT]?
 Universe: IF R IS REGISTERED TO VOTE: IF R INDICATED VOTED EARLY IN THE 2012 GENERAL ELECTIONS: IF HAS CONFIRMED ALREADY VOTING IN THE 2012 GENERAL ELECTIONS: IF R HAS NOT INDICATED UNSURE WHETHER VOTED WHEN DESCRIBING HOW VOTED:
 Logic: Ask if PREVOTE HOWVOTE in(1,2,3,DK,RF) else skip. The ballot card is not shown
 Source: Respondent

Unweighted Frequencies

	F2F	Web	Total
1. Yes, voted for President	111	284	395
2. No, didn't vote for President	1	9	10
-1. Inapplicable	1944	3567	5511

Weighted Percentages

	F2F		Web		Total	
	Raw	Weights	Raw	Weights	Raw	Weights
1. Yes, voted for President	5.4	5.6	7.4	6.7	6.7	6.3
2. No, didn't vote for President	0.0	0.0	0.2	0.2	0.2	0.1
-1. Inapplicable	94.6	94.4	92.4	93.1	93.2	93.5

prevote_presvtwho

Label: For whom did R vote for President
Position: Pre and Post-election survey, section-item no. 21.1-13
Description: Registration, turnout and vote choice
Question: Who did you vote for? [[preload: dem pname], [preload:rep pname] / [preload: rep pname], [preload:dem pname]], or someone else?
Randomization: Order of names in question text
Universe: IF R IS REGISTERED TO VOTE: IF R INDICATED VOTED EARLY IN THE 2012 GENERAL ELECTIONS: IF HAS CONFIRMED ALREADY VOTING IN THE 2012 GENERAL ELECTIONS: IF R HAS NOT INDICATED UNSURE WHETHER VOTED WHEN DESCRIBING HOW VOTED: IF R VOTED FOR PRESIDENT: IF R ASSIGNED TO DEMOCRATIC NAMES FIRST / IF IF R ASSIGNED TO REPUBLICAN NAMES FIRST:
Logic: Ask if PREVOTE PRESVT=1 else skip. The ballot card is not shown. Even though the ballot card is not displayed, in the question text following 'Who did you vote for?' the Presidential candidate names are in the order indicated in variable ballotcolor (1=Democratic name first, 2=Republican name first).
Web Logic: Online, include a small text box for response option 5 in place of ♦SPECIFY♦.
Source: Respondent

Unweighted Frequencies

	F2F	Web	Total
1. <preload: dem_pname>	68	154	222
2. <preload: rep_pname>	39	114	153
5. Other candidate (SPECIFY)	0	11	11
-1. Inapplicable	1945	3576	5521
-9. Refused	4	5	9

Weighted Percentages

	F2F		Web		Total	
	Raw	Weights	Raw	Weights	Raw	Weights
1. <preload: dem_pcname>	3.3	2.7	4.0	3.9	3.8	3.5
2. <preload: rep_pcname>	1.9	2.8	3.0	2.5	2.6	2.6
5. Other candidate (SPECIFY)	0.0	0.0	0.3	0.2	0.2	0.2
-1. Inapplicable	94.6	94.4	92.6	93.3	93.3	93.7
-9. Refused	0.2	0.1	0.1	0.1	0.2	0.1

prevote_presvtwho_othtxt

Label: PRE: Other specify- For whom did R vote for President

7 unique outcomes.

Unweighted Frequencies

	Count
<NULL>	5909
Gary Johnson	2
kurt warner	1
none of your business	1
Ron Paul Wrote him in	1
voting is private	1
what happened to privacy/	1

prevote_presstr

Label: Preference strong for Pres cand for whom R voted
 Position: Pre and Post-election survey, section-item no. 21.1-14
 Description: Registration, turnout and vote choice
 Question: Would you say your preference for this candidate was strong or not strong?
 Universe: IF R IS REGISTERED TO VOTE: IF R INDICATED VOTED EARLY IN THE 2012 GENERAL ELECTIONS: IF HAS CONFIRMED ALREADY VOTING IN THE 2012 GENERAL ELECTIONS: IF R HAS NOT INDICATED UNSURE WHETHER VOTED WHEN DESCRIBING HOW VOTED: IF R VOTED FOR PRESIDENT: IF R'S VOTE FOR PRESIDENT IS NOT DK/RF:
 Logic: Ask if PREVOTE PRESVTWHO in(1,2,5) else skip
 Source: Respondent

Unweighted Frequencies

	F2F	Web	Total
1. Strong	95	238	333
2. Not strong	11	41	52
-1. Inapplicable	1949	3581	5530
-8. Don't know	1	0	1

Weighted Percentages

	F2F		Web		Total	
	Raw	Weights	Raw	Weights	Raw	Weights
1. Strong	4.6	4.9	6.2	5.7	5.6	5.4
2. Not strong	0.5	0.5	1.1	1.0	0.9	0.8
-1. Inapplicable	94.8	94.5	92.8	93.3	93.5	93.8
-8. Don't know	0.0	0.1	0.0	0.0	0.0	0.0

prevote_vtpresdec_txt

Label: PRE: How long before election R made decision Pres vote

310 unique outcomes. 10 most frequently appearing outcomes:

Unweighted Frequencies

	Count
-1 Inapplicable	3581
<NULL>	1954
6 months	13
4 years	10
4 years ago	10
3 months	6
1 week	4
2 months	4
2 weeks	4
Months	4

prevote_vtpresdec_dkrf

Label: PRE: FTF ONLY: Hw lng bef elct R made decsn Pres vt: DK/RF selected

Unweighted Frequencies

	F2F	Web	Total
1. FTF: code DK selected in place of open-end response	5	0	5
2. FTF: code RF selected in place of open-end response	1	0	1
-1. Inapplicable	2050	3860	5910

Weighted Percentages

	F2F		Web		Total	
	Raw	Weights	Raw	Weights	Raw	Weights
1. FTF: code DK selected in place of open-end response	0.2	0.2	0.0	0.0	0.1	0.1
-1. Inapplicable	99.7	99.8	100.0	100.0	99.9	99.9

prevote_intpres

Label: Does R intend to vote for President
 Position: Pre-election survey, section-item no. 21.1-16
 Description: Registration, turnout and vote choice
 Question: How about the election for President? Do you intend to vote for a candidate for PRESIDENT?
 Universe: IF R IS NOT REGISTERED BUT INTENDS TO REGISTER, OR IF R IS REGISTERED BUT DID NOT VOTE:
 Logic: Ask if PREVOTE REGINT=1 /R is not registered but intends to / or (PREVOTE VOTED in(2,DK,RF) or PREVOTE VCONF in(2,DK,RF) or PREVOTE HOWVOTE=4) /R is registered but did not vote/, else skip. The ballot card is not shown
 Source: Respondent

Unweighted Frequencies

	F2F	Web	Total
1. Yes	1553	3178	4731
2. No	69	132	201
-1. Inapplicable	373	548	921
-8. Don't know	61	0	61
-9. Refused	0	2	2

Weighted Percentages

	F2F		Web		Total	
	Raw	Weights	Raw	Weights	Raw	Weights
1. Yes	75.5	76.2	82.3	80.5	80.0	79.0
2. No	3.4	3.2	3.4	4.4	3.4	4.0
-1. Inapplicable	18.1	17.2	14.2	15.1	15.6	15.8
-8. Don't know	3.0	3.3	0.0	0.0	1.0	1.1
-9. Refused	0.0	0.0	0.1	0.0	0.0	0.0

prevote_intpreswho

Label: For whom does R intend to vote for President
Position: Pre-election survey, section-item no. 21.1-16.5
Description: Registration, turnout and vote choice
Question: Who do you think you will vote for? [[preload: dem pname], [preload:rep pname] / [preload: rep pname], [preload:dem pname]], or someone else?
Universe: IF R IS NOT REGISTERED BUT INTENDS TO REGISTER, OR IF R IS REGISTERED BUT DID NOT VOTE: IF R INTENDS TO VOTE IN THE ELECTION FOR PRESIDENT:
Logic: Ask if PREVOTE INTPRES=1, else skip. Even though the ballot card is not displayed, in the question text following 'Who do you think you will vote for?' the Presidential candidate names are in the order indicated in variable ballotcolor (1=Democratic name first, 2=Republican name first).
Web Logic: Online, include small text box in place of ♦SPECIFY♦ at response option 5.
Source: Respondent

Unweighted Frequencies

	F2F	Web	Total
1. <preload: dem_pname>	970	1654	2624
2. <preload: rep_pname>	390	1337	1727
5. Other candidate (SPECIFY)	14	167	181
-1. Inapplicable	503	682	1185
-8. Don't know	150	0	150
-9. Refused	29	20	49

Weighted Percentages

	F2F		Web		Total	
	Raw	Weights	Raw	Weights	Raw	Weights
1. <preload: dem_pcname>	47.2	36.4	42.8	40.6	44.4	39.1
2. <preload: rep_pcname>	19.0	29.7	34.6	34.7	29.2	32.9
5. Other candidate (SPECIFY)	0.7	0.8	4.3	4.7	3.1	3.4
-1. Inapplicable	24.5	23.8	17.7	19.5	20.0	21.0
-8. Don't know	7.3	7.9	0.0	0.0	2.5	2.7
-9. Refused	1.4	1.5	0.5	0.6	0.8	0.9

prevote_intpreswho_othtxt

Label: PRE: Other specify- For whom does R intend to vote for President

61 unique outcomes. 10 most frequently appearing outcomes:

Unweighted Frequencies

	Count
<NULL>	5777
Gary Johnson	25
undecided	17
not sure	10
Ron Paul	9
Jill Stein	6
Undecided	6
Don't know	3
Don't know yet	3
gary johnson	3

prevote_intpresst

Label: Pref strng for Pres cand for whom R intends to vote
 Position: Pre-election survey, section-item no. 21.1-17
 Description: Registration, turnout and vote choice
 Question: Would you say your preference for this candidate is STRONG or NOT STRONG?
 Universe: IF R IS NOT REGISTERED BUT INTENDS TO REGISTER, OR IF R IS REGISTERED BUT DID NOT VOTE: IF R INTENDS TO VOTE IN THE ELECTION FOR PRESIDENT: IF R's INTENDED VOTE FOR PRESIDENTIAL CANDIDATE IS NOT DK/NA:
 Logic: Ask if PREVOTE INTPRESWHO in(1,2,5), else skip
 Source: Respondent

Unweighted Frequencies

	F2F	Web	Total
1. Strong	1178	2524	3702
2. Not strong	198	632	830
-1. Inapplicable	670	702	1372
-8. Don't know	8	0	8
-9. Refused	2	2	4

Weighted Percentages

	F2F		Web		Total	
	Raw	Weights	Raw	Weights	Raw	Weights
1. Strong	57.3	53.6	65.4	62.7	62.6	59.5
2. Not strong	9.6	13.5	16.4	17.2	14.0	15.9
-1. Inapplicable	32.6	32.4	18.2	20.1	23.2	24.4
-8. Don't know	0.4	0.4	0.0	0.0	0.1	0.1
-9. Refused	0.1	0.1	0.1	0.1	0.1	0.1

prevote_prefpres

Label: Does R prefer Pres cand (no intent to register)
 Position: Pre and Post-election survey, section-item no. 21.1-18
 Description: Registration, turnout and vote choice
 Question: How about the election for President? Do you prefer one of the candidates for PRESIDENT?
 Universe: IF R IS NOT REGISTERED TO VOTE: IF R DOES NOT INTEND TO REGISTER TO VOTE:
 Logic: Ask if PREVOTE REGINT in(2,DK,RF) /R is not registered and does not intend to register , else skip. The ballot card is not shown
 Source: Respondent

Unweighted Frequencies

	F2F	Web	Total
1. Yes	158	115	273
2. No	86	138	224
-1. Inapplicable	1800	3605	5405
-8. Don't know	11	0	11
-9. Refused	1	2	3

Weighted Percentages

	F2F		Web		Total	
	Raw	Weights	Raw	Weights	Raw	Weights
1. Yes	7.7	7.0	3.0	3.5	4.6	4.7
2. No	4.2	3.9	3.6	4.6	3.8	4.3
-1. Inapplicable	87.5	88.6	93.4	91.8	91.4	90.7
-8. Don't know	0.5	0.6	0.0	0.0	0.2	0.2
-9. Refused	0.0	0.0	0.1	0.1	0.1	0.0

prevote_prefprwho

Label: Preference for Pres cand (no intent to register)
Position: Pre and Post-election survey, section-item no. 21.1-19
Description: Registration, turnout and vote choice
Question: Who do you prefer? [[preload: dem_pname], [preload:rep_pname] / [preload: rep_pname], [preload:dem_pname]], or someone else?
Universe: IF R IS NOT REGISTERED TO VOTE: IF R DOES NOT INTEND TO REGISTER TO VOTE: IF R PREFERS A PRESIDENTIAL CANDIDATE:
Logic: Ask if PREVOTE PREFPRES=1 else skip. Even though the ballot card is not displayed, in the question text following 'Who do you prefer?' the Presidential candidate names are in the order indicated in variable ballotcolor (1=Democratic name first, 2=Republican name first).
Web Logic: Online, include small text box in place of **SPECIFY** at response option 5.
Source: Respondent

Unweighted Frequencies

	F2F	Web	Total
1. <preload: dem_pname>	116	71	187
2. <preload: rep_pname>	36	39	75
5. Other candidate (SPECIFY)	2	4	6
-1. Inapplicable	1898	3745	5643
-8. Don't know	1	0	1
-9. Refused	3	1	4

Weighted Percentages

	F2F		Web		Total	
	Raw	Weights	Raw	Weights	Raw	Weights
1. <preload: dem_pcname>	5.6	4.3	1.8	1.9	3.2	2.7
2. <preload: rep_pcname>	1.8	2.3	1.0	1.6	1.3	1.8
5. Other candidate (SPECIFY)	0.1	0.1	0.1	0.1	0.1	0.1
-1. Inapplicable	92.3	93.0	97.0	96.5	95.4	95.3
-8. Don't know	0.0	0.1	0.0	0.0	0.0	0.0
-9. Refused	0.1	0.1	0.0	0.0	0.1	0.0

prevote_prefprwho_othtxt

Label: PRE: Other specify- Preference for Pres cand (no intent to register)

5 unique outcomes.

Unweighted Frequencies

	Count
<NULL>	5912
Gary Johnson	1
McCain	1
N/A	1
Ron Paul	1

prevote_prefprstr

Label: Preference strong for Pres cand (no intent to reg)
 Position: Pre and Post-election survey, section-item no. 21.1-20
 Description: Registration, turnout and vote choice
 Question: Would you say your preference for this candidate is STRONG or NOT STRONG?
 Universe: IF R IS NOT REGISTERED TO VOTE: IF R DOES NOT INTEND TO REGISTER TO VOTE: IF R PREFERS A PRESIDENTIAL CANDIDATE: IF PRESIDENTIAL CANDIDATE PREFERENCE IS NOT DK/NA:
 Logic: Ask if PREVOTE PREFPRWHO in(1,2,5) else skip
 Source: Respondent

Unweighted Frequencies

	F2F	Web	Total
1. Strong	110	82	192
2. Not strong	43	32	75
-1. Inapplicable	1902	3746	5648
-8. Don't know	1	0	1

Weighted Percentages

	F2F		Web		Total	
	Raw	Weights	Raw	Weights	Raw	Weights
1. Strong	5.4	4.8	2.1	2.6	3.2	3.3
2. Not strong	2.1	2.0	0.8	0.9	1.3	1.3
-1. Inapplicable	92.5	93.2	97.0	96.5	95.5	95.4

prevote_votehs

Label: Did R vote for U.S. House of Representatives
Position: Pre and Post-election survey, section-item no. 21.1-21
Description: Registration, turnout and vote choice
Question: [Here is a list of candidates for the major races in this district. How about the election for the House of Representatives in Washington. Did you vote for a candidate for the U.S. HOUSE OF REPRESENTATIVES? / How about the election for the House of Representatives in Washington. Did you vote for a candidate for the U.S. HOUSE OF REPRESENTATIVES?]
Universe: IF R IS REGISTERED TO VOTE: IF R INDICATED VOTED EARLY IN THE 2012 GENERAL ELECTIONS: IF HAS CONFIRMED ALREADY VOTING IN THE 2012 GENERAL ELECTIONS: IF R HAS NOT INDICATED UNSURE WHETHER VOTED WHEN DESCRIBING HOW VOTED: IF IWR HAS BALLOT CARD FOR REGISTRATION DISTRICT/ IF IWR DOES NOT HAVE BALLOT CARD FOR REGISTRATION DISTRICT:
Logic: Ask if PREVOTE HOWVOTE in(1,2,3,DK,RF) else skip. If PREVOTE CKBCARD in(1,2) then the IWR is instructed to show the ballot card and the sentence "Here is a list..." appears at the start, else the IWR instruction is to not show the ballot card and the sentence "Here is a list..." does not appear at the start. If the ballot card is shown, the text of the onscreen interviewer instruction to show the ballot card will read 'BLUE' or 'PINK' appropriately; both ballot card color and the order of the major party candidate names on the ballot card will be determined by the value of variable 'ballotcolor': if ballotcolor=1 or BLUE all Democratic names will be listed first, and if ballotcolor=2 or PINK all Republican names will be listed first. Do not show CAPI Help Screen if IWR is instructed not to show the ballot card.
Source: Respondent

Unweighted Frequencies

	F2F	Web	Total
1. Yes, voted for House of Representatives	101	246	347
2. No, didn't vote for House of Representatives	8	47	55
-1. Inapplicable	1944	3567	5511
-8. Don't know	2	0	2
-9. Refused	1	0	1

Weighted Percentages

	F2F		Web		Total	
	Raw	Weights	Raw	Weights	Raw	Weights
1. Yes, voted for House of Representatives	4.9	5.3	6.4	5.5	5.9	5.4
2. No, didn't vote for House of Representatives	0.4	0.2	1.2	1.4	0.9	1.0
-1. Inapplicable	94.6	94.4	92.4	93.1	93.2	93.5
-8. Don't know	0.1	0.1	0.0	0.0	0.0	0.0

prevote_hsvtbc

Label: For whom did R vote for U.S. House (ballot card)
 Position: Pre and Post-election survey, section-item no. 21.1-22
 Description: Registration, turnout and vote choice
 Question: Who did you vote for?
 Universe: IF R IS REGISTERED TO VOTE: IF R INDICATED VOTED EARLY IN THE 2012 GENERAL ELECTIONS: IF HAS CONFIRMED ALREADY VOTING IN THE 2012 GENERAL ELECTIONS: IF R HAS NOT INDICATED UNSURE WHETHER VOTED WHEN DESCRIBING HOW VOTED: IF IWR HAS BALLOT CARD FOR REGISTRATION DISTRICT: IF R VOTED FOR U.S. HOUSE OF REPRESENTATIVES:
 Logic: Ask if PREVOTE VOTEHS=1 and PREVOTE CKBCARD in(1,2), else skip.
 Web Logic: Online, include small text box in place of **SPECIFY** at response option 5. Omit response option 4.
 Source: Respondent

Unweighted Frequencies

	F2F	Web	Total
1. <preload: dem_hsename>	52	107	159
2. <preload: rep_hsename>	30	104	134
3. <preload: ind_hsename>	1	1	2
4. R VOL: names on ballot card are not correct (VOTE RECORDED ON NEXT SCREEN)	0	6	6
5. Other candidate (SPECIFY)	4	0	4
-1. Inapplicable	1966	3637	5603
-8. Don't know	1	0	1
-9. Refused	2	5	7

Weighted Percentages						
	F2F		Web		Total	
	Raw	Weights	Raw	Weights	Raw	Weights
1. <preload: dem_hsenname>	2.5	2.2	2.8	2.4	2.7	2.3
2. <preload: rep_hsenname>	1.5	2.2	2.7	2.3	2.3	2.3
3. <preload: ind_hsenname>	0.0	0.1	0.0	0.0	0.0	0.0
4. R VOL: names on ballot card are not correct (VOTE RECORDED ON NEXT SCREEN)	0.0	0.0	0.2	0.2	0.1	0.1
5. Other candidate (SPECIFY)	0.2	0.1	0.0	0.0	0.1	0.0
-1. Inapplicable	95.6	95.2	94.2	95.0	94.7	95.1
-8. Don't know	0.0	0.1	0.0	0.0	0.0	0.0
-9. Refused	0.1	0.1	0.1	0.1	0.1	0.1

prevote_hsvtnobc

Label: For whom did R vote for U.S. House (no ballot card)
 Position: Pre and Post-election survey, section-item no. 21.1-23
 Description: Registration, turnout and vote choice
 Question: Who did you vote for? Which party was that?
 Universe: IF R IS REGISTERED TO VOTE: IF R INDICATED VOTED EARLY IN THE 2012 GENERAL ELECTIONS: IF HAS CONFIRMED ALREADY VOTING IN THE 2012 GENERAL ELECTIONS: IF R HAS NOT INDICATED UNSURE WHETHER VOTED WHEN DESCRIBING HOW VOTED: IF IWR DOES NOT HAVE BALLOT CARD FOR REGISTRATION DISTRICT OR R INDICATED BALLOT CARD WRONG: IF R VOTED FOR U.S. HOUSE OF REPRESENTATIVES:
 Logic: Ask if PREVOTE VOTEHS=1 and (PREVOTE CKBCARD not in(1,2) or PREVOTE HSVTBC=4), else skip.
 Source: Respondent

Unweighted Frequencies

	F2F	Web	Total
81. Democrat	5	5	10
82. Republican	4	12	16
87. Other- candidate not identified by major party	0	3	3
-1. Inapplicable	2045	3836	5881
-8. Don't know	2	0	2
-9. Refused	0	4	4

Weighted Percentages

	F2F		Web		Total	
	Raw	Weights	Raw	Weights	Raw	Weights
81. Democrat	0.2	0.1	0.1	0.2	0.2	
82. Republican	0.2	0.4	0.3	0.3	0.3	
87. Other- candidate not identified by major party	0.0	0.0	0.1	0.1	0.1	
-1. Inapplicable	99.5	99.5	99.4	99.4	99.4	99.5
-8. Don't know	0.1	0.1	0.0	0.0	0.0	
-9. Refused	0.0	0.0	0.1	0.0	0.1	

prevote_inths

Label: Does R intend to vote for U.S. House
Position: Pre-election survey, section-item no. 21.1-24
Description: Registration, turnout and vote choice
Question: [Here is a list of candidates for the major races in this district. How about the election for the House of Representatives in Washington. Do you intend to vote in the election for the U.S. HOUSE OF REPRESENTATIVES?/ How about the election for the House of Representatives in Washington. Do you intend to vote in the election for the U.S. HOUSE OF REPRESENTATIVES?]
Universe: IF R IS NOT REGISTERED TO VOTE BUT INTENDS TO REGISTER, OR IF R IS REGISTERED BUT DID NOT VOTE: IF IWR HAS BALLOT CARD FOR REGISTRATION DISTRICT/ IF IWR DOES NOT HAVE BALLOT CARD FOR REGISTRATION DISTRICT:
Logic: Ask if PREVOTE REGINT=1 or (PREVOTE REGIST in(1,2) and (PREVOTE VOTED in(2,DK,RF) or PREVOTE VCONF in(2,DK,RF) or PREVOTE HOWVOTE=4)), else skip. If PREVOTE CKBCARD in(1,2) then the IWR is instructed to show the ballot card and the sentence "Here is a list..." appears at the start, else the IWR instruction is to not show the ballot card and the sentence "Here is a list..." does not appear at the start. The text of the onscreen interviewer instruction to show the ballot card will read 'BLUE' or 'PINK' according to the variable 'ballotcolor': 1=BLUE and 2=PINK. Do not show CAPI Help Screen if IWR is instructed not to show the ballot card.
Source: Respondent

Unweighted Frequencies

	F2F	Web	Total
1. Yes	1234	2858	4092
2. No	329	453	782
-1. Inapplicable	373	548	921
-8. Don't know	119	0	119
-9. Refused	1	1	2

Weighted Percentages

	F2F		Web		Total	
	Raw	Weights	Raw	Weights	Raw	Weights
1. Yes	60.0	63.3	74.0	68.8	69.2	66.9
2. No	16.0	13.8	11.7	16.1	13.2	15.3
-1. Inapplicable	18.1	17.2	14.2	15.1	15.6	15.8
-8. Don't know	5.8	5.7	0.0	0.0	2.0	2.0

prevote_inthsbc

Label: For whom does R intend to vote for U.S. House (ballot card)
 Position: Pre-election survey, section-item no. 21.1-24.5
 Description: Registration, turnout and vote choice
 Question: Who do you think you will vote for?
 Universe: IF R IS NOT REGISTERED TO VOTE BUT INTENDS TO REGISTER, OR IF R IS REGISTERED BUT DID NOT VOTE: IF R INTENDS TO VOTE IN THE ELECTION FOR THE U.S. HOUSE: IF IWR HAS BALLOT CARD FOR REGISTRATION DISTRICT
 Logic: Ask if PREVOTE INTHS=1 and (PREVOTE REGIST=1 or PREVOTE REGINT=1 or (PREVOTE REGIST=2 and PREVOTE REGINCNTY=1)) and PREVOTE CKBCARD in(1,2), else skip.
 Web Logic: Online, include small text box in place of **SPECIFY** at response option 5. Omit response option 4.
 Source: Respondent

Unweighted Frequencies

	F2F	Web	Total
1. <preload: dem_hsenname>	614	1221	1835
2. <preload: rep_hsenname>	341	1098	1439
3. <preload: ind_hsenname>	7	106	113
4. R VOL: names on ballot card are not correct (VOTE RECORDED ON NEXT SCREEN)	12	104	116
5. Other candidate (SPECIFY)	25	0	25
-1. Inapplicable	906	1317	2223
-8. Don't know	130	0	130
-9. Refused	21	14	35

Weighted Percentages						
	F2F		Web		Total	
	Raw	Weights	Raw	Weights	Raw	Weights
1. <preload: dem_hsenname>	29.9	24.0	31.6	27.4	31.0	26.2
2. <preload: rep_hsenname>	16.6	25.2	28.4	27.0	24.3	26.4
3. <preload: ind_hsenname>	0.3	0.4	2.7	2.8	1.9	2.0
4. R VOL: names on ballot card are not correct (VOTE RECORDED ON NEXT SCREEN)	0.6	0.5	2.7	2.5	2.0	1.8
5. Other candidate (SPECIFY)	1.2	1.9	0.0	0.0	0.4	0.7
-1. Inapplicable	44.1	39.9	34.1	39.9	37.6	39.9
-8. Don't know	6.3	7.1	0.0	0.0	2.2	2.5
-9. Refused	1.0	1.0	0.4	0.3	0.6	0.6

prevote_inthsnobc

Label: For whom does R intend to vote for U.S. House (no ballot cd)
 Position: Pre-election survey, section-item no. 21.1-24.8
 Description: Registration, turnout and vote choice
 Question: Who do you think you will vote for? Which party is that?
 Universe: IF R IS NOT REGISTERED TO VOTE BUT INTENDS TO REGISTER, OR IF R IS REGISTERED BUT DID NOT VOTE: IF R INTENDS TO VOTE IN THE ELECTION FOR THE U.S. HOUSE: IF IWR R DOES NOT HAVE BALLOT CARD FOR REGISTRATION DISTRICT OR R INDICATED BALLOT CARD WRONG:
 Logic: Ask if PREVOTE INTHS=1 and ((PREVOTE REGIST=2 and PREVOTE REGINCNTY < > 1) or PREVOTE INTHSBC = 4 or PREVOTE CKBCARD not in(1,2)), else skip.
 Source: Respondent

Unweighted Frequencies

	F2F	Web	Total
81. Democrat	43	142	185
82. Republican	16	112	128
87. Other- candidate not identified by major party	8	101	109
-1. Inapplicable	1960	3485	5445
-8. Don't know	29	0	29
-9. Refused	0	20	20

Weighted Percentages

	F2F		Web		Total	
	Raw	Weights	Raw	Weights	Raw	Weights
81. Democrat	2.1	1.1	3.7	3.8	3.1	3.1
82. Republican	0.8	1.0	2.9	3.2	2.2	2.2
87. Other- candidate not identified by major party	0.4	0.2	2.6	2.6	1.8	1.8
-1. Inapplicable	95.3	96.4	90.3	89.8	92.0	92.0
-8. Don't know	1.4	1.3	0.0	0.0	0.5	0.5
-9. Refused	0.0	0.0	0.5	0.6	0.3	0.3

prevote_hspref

Label: Does R prefer U.S. House candidate
Position: Pre and Post-election survey, section-item no. 21.1-26
Description: Registration, turnout and vote choice
Question: [Here is a list of candidates for the major races in this district. How about the election for the House of Representatives in Washington? Do you prefer one of the candidates for the U.S. HOUSE OF REPRESENTATIVES?/ How about the election for the House of Representatives in Washington? Do you prefer one of the candidates for the U.S. HOUSE OF REPRESENTATIVES?]
Universe: IF R IS NOT REGISTERED TO VOTE: IF R DOES NOT INTEND TO REGISTER TO VOTE: IF IWR HAS BALLOT CARD FOR DISTRICT OF RESIDENCE / IF IWR DOES NOT HAVE BALLOT CARD FOR DISTRICT OF RESIDENCE:
Logic: Ask if PREVOTE REGINT in(2,DK,RF) else skip. If PREVOTE CKB-CARD in(1,2) then the IWR is instructed to show the ballot card and the sentence "Here is a list..." appears at the start, else the IWR instruction is to not show the ballot card and the sentence "Here is a list..." does not appear at the start. The text of the onscreen interviewer instruction to show the ballot card will read 'BLUE' or 'PINK' according to the variable 'ballotcolor': 1=BLUE and 2=PINK. Do not show CAPI Help Screen if IWR is instructed not to show the ballot card.
Source: Respondent

Unweighted Frequencies

	F2F	Web	Total
1. Yes	73	38	111
2. No	140	216	356
-1. Inapplicable	1800	3605	5405
-8. Don't know	42	0	42
-9. Refused	1	1	2

Weighted Percentages

	F2F		Web		Total	
	Raw	Weights	Raw	Weights	Raw	Weights
1. Yes	3.6	3.3	1.0	1.0	1.9	1.8
2. No	6.8	6.3	5.6	7.1	6.0	6.8
-1. Inapplicable	87.5	88.6	93.4	91.8	91.4	90.7
-8. Don't know	2.0	1.8	0.0	0.0	0.7	0.6
-9. Refused	0.0	0.0	0.0	0.1	0.0	0.0

prevote_hsprefbc

Label: Whom does R prefer for U.S. House (ballot card)
 Position: Pre and Post-election survey, section-item no. 21.1-27
 Description: Registration, turnout and vote choice
 Question: Who do you prefer?
 Universe: IF R IS NOT REGISTERED TO VOTE: IF R DOES NOT INTEND TO REGISTER TO VOTE: IF R PREFERS A CANDIDATE FOR U.S. HOUSE: IF IWR HAS BALLOT CARD FOR DISTRICT OF RESIDENCE:
 Logic: Ask if PREVOTE HSPREF=1 and PREVOTE CBKCARD in(1,2), else skip.
 Web Logic: Online, include small text box in place of **SPECIFY** at response option 5. Omit response option 4.
 Source: Respondent

Unweighted Frequencies

	F2F	Web	Total
1. <preload: dem_hsename>	43	19	62
2. <preload: rep_hsename>	17	16	33
4. R VOL: names on ballot card are not correct (VOTE RECORDED ON NEXT SCREEN)	1	1	2
5. Other candidate (SPECIFY)	1	0	1
-1. Inapplicable	1986	3824	5810
-8. Don't know	8	0	8

Weighted Percentages

	F2F		Web		Total	
	Raw	Weights	Raw	Weights	Raw	Weights
1. <preload: dem_hsename>	2.1	2.0	0.5	0.4	1.0	1.0
2. <preload: rep_hsename>	0.8	0.7	0.4	0.5	0.6	0.6
-1. Inapplicable	96.6	96.8	99.1	99.0	98.2	98.3
-8. Don't know	0.4	0.4	0.0	0.0	0.1	0.1

prevote_hsprefnobc

Label: Whom does R prefer for U.S. House (no ballot card)
 Position: Pre and Post-election survey, section-item no. 21.1-27.3
 Description: Registration, turnout and vote choice
 Question: Who do you prefer? Which party is that?
 Universe: IF R IS NOT REGISTERED TO VOTE: IF R DOES NOT INTEND TO REGISTER TO VOTE: IF R PREFERS A CANDIDATE FOR U.S. HOUSE: IF IWR DOES NOT HAVE BALLOT CARD FOR DISTRICT OF RESIDENCE OR IF R INDICATED BALLOT CARD WRONG:
 Logic: Ask if (PREVOTE HSPREF=1 and PREVOTE CBKCARD not in(1,2)) or PREVOTE HSPREFWHO=4, else skip.
 Source: Respondent

Unweighted Frequencies

	F2F	Web	Total
82. Republican	2	1	3
87. Other- candidate not identified by major party	2	0	2
-1. Inapplicable	2052	3859	5911

Weighted Percentages

	F2F		Web		Total	
	Raw	Weights	Raw	Weights	Raw	Weights
82. Republican	0.1	0.2	0.0	0.0	0.1	
87. Other- candidate not identified by major party	0.1	0.1	0.0	0.0	0.0	
-1. Inapplicable	99.8	99.8	100.0	100.0	99.9	9

prevote_senhhstate

Label: PRE: FTF ONLY: Senate election in state of residence

Unweighted Frequencies

	F2F	Web	Total
0. No Senate race in state of residence	561	0	561
1. Senate race in state of residence	1495	0	1495
-1. Inapplicable	0	3860	3860

Weighted Percentages

	F2F		Web		Total	
	Raw	Weights	Raw	Weights	Raw	Weights
0. No Senate race in state of residence	27.3	20.9	0.0	0.0	9.5	7.3
1. Senate race in state of residence	72.7	79.1	0.0	0.0	25.3	27.5
-1. Inapplicable	0.0	0.0	100.0	100.0	65.2	65.2

prevote_senregstate

Label: PRE: FTF ONLY: Sen election in state of regist (R not regist at resid)

Unweighted Frequencies

	F2F	Web	Total
0. No Senate race- state of registration recorded in correct field	101	0	101
1. Senate race- state of registration recorded in correct field	188	0	188
3. No Senate race- state of registration not recorded in correct field	5	0	5
4. Senate race- state of registration not recorded in correct field	9	0	9
-1. Inapplicable	1729	3860	5589
-2. State of registration asked, not recorded	24	0	24

Weighted Percentages

	F2F		Web		Total	
	Raw	Weights	Raw	Weights	Raw	Weights
0. No Senate race- state of registration recorded in correct field	4.9	2.5	0.0	0.0	1.7	0.9
1. Senate race- state of registration recorded in correct field	9.1	7.8	0.0	0.0	3.2	2.7
3. No Senate race- state of registration not recorded in correct field	0.2	0.1	0.0	0.0	0.1	0.0
4. Senate race- state of registration not recorded in correct field	0.4	0.5	0.0	0.0	0.2	0.2
-1. Inapplicable	84.1	88.1	100.0	100.0	94.5	95.9
-2. State of registration asked, not recorded	1.2	0.9	0.0	0.0	0.4	0.3

prevote_votesen

Label: Did R vote for U.S. Senate
Position: Pre and Post-election survey, section-item no. 21.1-28
Description: Registration, turnout and vote choice
Question: How about the election for the United States Senate ? Did you vote for a candidate for the U.S. SENATE?
Universe: IF R IS REGISTERED TO VOTE: IF R INDICATED VOTED EARLY IN THE 2012 GENERAL ELECTIONS: IF HAS CONFIRMED ALREADY VOTING IN THE 2012 GENERAL ELECTIONS: IF R HAS NOT INDICATED UNSURE WHETHER VOTED WHEN DESCRIBING HOW VOTED: IF A SENATE RACE IS BEING HELD IN STATE OF REGISTRATION: IF IWR HAS BALLOT CARD FOR REGISTRATION DISTRICT/ IF IWR DOES NOT HAVE BALLOT CARD FOR REGISTRATION DISTRICT:
Logic: Ask if (PREVOTE HOWVOTE in(1,2,3,DK,RF) and (PREVOTE REGIST=1 or (PREVOTE REGIST =2 and PREVOTE REGINCNTY = 1)) and HHSTATE in(AZ,CA,CT,DE,FL,HI,IN,MA,MD,ME,MI,MN,MO,MS,MT,ND,NE,NJ,NM,NV,NY,OH,PA,RI,TN,TX,UT,VA,VT,WA,WI,WV,WY)) or (PREVOTE HOWVOTE in(1,2,3,DK,RF) and PREVOTE REGIST =2 and PREVOTE REGINCNTY <> 1 and PREVOTE REGST in(AZ,CA,CT,DE,FL,HI,IN,MA,MD,ME,MI,MN,MO,MS,MT,ND,NE,NJ,NM,NV,NY,OH,PA,RI,TN,TX,UT,VA,VT,WA,WI,WV,WY,DK,RF)) else skip. If PREVOTE CKBCARD in(1,2) and PREVOTE HSVOTEBC in(1,2,3,5,DK,RF) then the IWR is instructed to show the ballot card, else the IWR instruction is to not show the ballot card. If the ballot card is shown, the text of the onscreen interviewer instruction to show the ballot card will read 'BLUE' or 'PINK' appropriately; both ballot card color and the order of the major party candidate names on the ballot card will be determined by the value of variable 'ballotcolor': if ballotcolor=1 or BLUE all Democratic names will be listed first, and if ballotcolor=2 or PINK all Republican names will be listed first.
Source: Respondent

Unweighted Frequencies

	F2F	Web	Total
1. Yes, voted for Senate	75	212	287
2. No, didn't vote for Senate	8	34	42
-1. Inapplicable	1971	3614	5585
-8. Don't know	2	0	2

Weighted Percentages

	F2F		Web		Total	
	Raw	Weights	Raw	Weights	Raw	Weights
1. Yes, voted for Senate	3.6	4.0	5.5	5.0	4.9	4.7
2. No, didn't vote for Senate	0.4	0.3	0.9	0.9	0.7	0.7
-1. Inapplicable	95.9	95.6	93.6	94.1	94.4	94.6
-8. Don't know	0.1	0.1	0.0	0.0	0.0	0.0

prevote_vtsenbc

Label: R's vote for U.S. Senate (ballot card)
Position: Pre and Post-election survey, section-item no. 21.1-29
Description: Registration, turnout and vote choice
Question: Who did you vote for?
Universe: IF R IS REGISTERED TO VOTE: IF R INDICATED VOTED EARLY IN THE 2012 GENERAL ELECTIONS: IF HAS CONFIRMED ALREADY VOTING IN THE 2012 GENERAL ELECTIONS: IF R HAS NOT INDICATED UNSURE WHETHER VOTED WHEN DESCRIBING HOW VOTED: IF A SENATE RACE IS BEING HELD IN STATE OF REGISTRATION: IF R VOTED FOR U.S. SENATE: IF IWR HAS BALLOT CARD FOR REGISTRATION DISTRICT:
Logic: Ask if PREVOTE VOTSEEN=1 and PREVOTE CKBCARD in(1,2) and PREVOTE HSVTBC in(1,2,3,5,DK,RF), else skip
Web Logic: Online, include small text box in place of **SPECIFY** at response option 5.
Source: Respondent

Unweighted Frequencies

	F2F	Web	Total
1. <preload: dem_senname>	38	113	151
2. <preload: rep_senname>	27	90	117
3. <preload: ind_senname>	0	1	1
5. Other candidate (SPECIFY)	0	3	3
-1. Inapplicable	1987	3650	5637
-8. Don't know	1	0	1
-9. Refused	3	3	6

Weighted Percentages

	F2F		Web		Total	
	Raw	Weights	Raw	Weights	Raw	Weights
1. <preload: dem_senname>	1.8	1.7	2.9	2.6	2.6	2.3
2. <preload: rep_senname>	1.3	1.9	2.3	2.1	2.0	2.1
3. <preload: ind_senname>	0.0	0.0	0.0	0.1	0.0	0.0
5. Other candidate (SPECIFY)	0.0	0.0	0.1	0.1	0.1	0.0
-1. Inapplicable	96.6	96.3	94.6	95.0	95.3	95.4
-9. Refused	0.1	0.1	0.1	0.1	0.1	0.1

prevote_vtsennobc

Label: R's vote for U.S. Senate (no ballot card)
 Position: Pre and Post-election survey, section-item no. 21.1-30
 Description: Registration, turnout and vote choice
 Question: Who did you vote for? Which party was that?
 Universe: IF R IS REGISTERED TO VOTE: IF R INDICATED VOTED EARLY IN THE 2012 GENERAL ELECTIONS: IF HAS CONFIRMED ALREADY VOTING IN THE 2012 GENERAL ELECTIONS: IF R HAS NOT INDICATED UNSURE WHETHER VOTED WHEN DESCRIBING HOW VOTED: IF A SENATE RACE IS BEING HELD IN STATE OF REGISTRATION: IF R VOTED FOR U.S. SENATE: IF IWR DOES NOT HAVE BALLOT CARD FOR REGISTRATION DISTRICT:
 Logic: Ask if PREVOTE VOTESEN=1 and (PREVOTE CKBCARD not in(1,2) or PREVOTE HSVTBC=4), else skip.
 Source: Respondent

Unweighted Frequencies

	F2F	Web	Total
81. Democrat	3	0	3
82. Republican	2	0	2
-1. Inapplicable	2050	3860	5910
-8. Don't know	1	0	1

Weighted Percentages

	F2F		Web		Total	
	Raw	Weights	Raw	Weights	Raw	Weights
81. Democrat	0.1	0.1	0.0	0.0	0.1	0.0
82. Republican	0.1	0.1	0.0	0.0	0.0	0.0
-1. Inapplicable	99.7	99.7	100.0	100.0	99.9	99.9
-8. Don't know	0.0	0.1	0.0	0.0	0.0	0.0

prevote_intsen

Label: Does R intend to vote for U.S. Senate
Position: Pre-election survey, section-item no. 21.1-31
Description: Registration, turnout and vote choice
Question: How about the election for the U.S. Senate. Do you intend to vote in the election for the U.S. SENATE?
Universe: IF R IS NOT REGISTERED TO VOTE BUT INTENDS TO REGISTER, OR IF R IS REGISTERED BUT DID NOT VOTE: IF A SENATE RACE IS BEING HELD IN R'S REGISTRATION STATE: IF IWR HAS BALLOT CARD FOR REGISTRATION DISTRICT/ IF IWR DOES NOT HAVE BALLOT CARD FOR REGISTRATION DISTRICT:
Logic: Ask if (PREVOTE REGINT=1 and HHSTATE in(AZ,CA,CT,DE,FL,HI,IN,MA,MD,ME,MI,MN,MO,MS,MT,ND,NE,NJ,NM,NV,NY,OH,PA,RI,TN,TX,UT,VA,VT,WA,WI,WV,WY)) or (PREVOTE REGIST =1 and (PREVOTE VOTED in(2,DK,RF) or PREVOTE VCONF in(2,DK,RF) or PREVOTE HOWVOTE=4) and HHSTATE in(AZ,CA,CT,DE,FL,HI,IN,MA,MD,ME,MI,MN,MO,MS,MT,ND,NE,NJ,NM,NV,NY,OH,PA,RI,TN,TX,UT,VA,VT,WA,WI,WV,WY)) or (PREVOTE REGIST =2 and PREVOTE REGINCNTY <> 1 and (PREVOTE VOTED in(2,DK,RF) or PREVOTE VCONF in(2,DK,RF) or PREVOTE HOWVOTE=4) and PREVOTE REGST in(AZ,CA,CT,DE,FL,HI,IN,MA,MD,ME,MI,MN,MO,MS,MT,ND,NE,NJ,NM,NV,NY,OH,PA,RI,TN,TX,UT,VA,VT,WA,WI,WV,WY,DK,RF)) or (PREVOTE REGIST =2 and PREVOTE REGINCNTY=1 and (PREVOTE VOTED in(2,DK,RF) or PREVOTE VCONF in(2,DK,RF) or PREVOTE HOWVOTE=4) and HHVOTE in(AZ,CA,CT,DE,FL,HI,IN,MA,MD,ME,MI,MN,MO,MS,MT,ND,NE,NJ,NM,NV,NY,OH,PA,RI,TN,TX,UT,VA,VT,WA,WI,WV,WY)) , else skip. If PREVOTE CKBCARD in(1,2) and PREVOTE INTHSBC in(1,2,3,5,DK,RF) then the IWR is instructed to show the ballot card, else the IWR instruction is to not show the ballot card. The text of the onscreen interviewer instruction to show the ballot card will read 'BLUE' or 'PINK' according to the variable 'ballotcolor': 1=BLUE and 2=PINK.
Source: Respondent

Unweighted Frequencies

	F2F	Web	Total
1. Yes	909	2172	3081
2. No	199	288	487
-1. Inapplicable	872	1399	2271
-8. Don't know	76	0	76
-9. Refused	0	1	1

Weighted Percentages

	F2F		Web		Total	
	Raw	Weights	Raw	Weights	Raw	Weights
1. Yes	44.2	52.4	56.3	52.3	52.1	52.3
2. No	9.7	8.7	7.5	9.9	8.2	9.5
-1. Inapplicable	42.4	35.1	36.2	37.8	38.4	36.9
-8. Don't know	3.7	3.8	0.0	0.0	1.3	1.3

prevote_intsenbc

Label: For whom does R intend to vote for U.S. Senate (ballot card)
 Position: Pre-election survey, section-item no. 21.1-31.5
 Description: Registration, turnout and vote choice
 Question: Who do you think you will vote for?
 Universe: IF R IS NOT REGISTERED TO VOTE BUT INTENDS TO REGISTER, OR IF R IS REGISTERED BUT DID NOT VOTE: IF A SENATE RACE IS BEING HELD IN R'S REGISTRATION STATE: IF R INTENDS TO VOTE FOR U.S. SENATE: IF IWR HAS BALLOT CARD FOR REGISTRATION DISTRICT:
 Logic: Ask if PREVOTE INTSEN=1 and PREVOTE CKBCARD in(1,2) and PREVOTE INTHSBC in(1,2,3,5,DK,RF), else skip.
 Source: Respondent

Unweighted Frequencies

	F2F	Web	Total
1. <preload: dem_senname>	484	1161	1645
2. <preload: rep_senname>	272	853	1125
3. <preload: ind_senname>	0	60	60
5. Other candidate (SPECIFY)	5	77	82
-1. Inapplicable	1200	1702	2902
-8. Don't know	85	0	85
-9. Refused	10	7	17

Weighted Percentages

	F2F		Web		Total	
	Raw	Weights	Raw	Weights	Raw	Weights
1. <preload: dem_senname>	23.5	23.0	30.1	26.3	27.8	25.2
2. <preload: rep_senname>	13.2	21.2	22.1	21.7	19.0	21.5
3. <preload: ind_senname>	0.0	0.0	1.6	1.5	1.0	1.0
5. Other candidate (SPECIFY)	0.2	0.5	2.0	2.2	1.4	1.6
-1. Inapplicable	58.4	49.9	44.1	48.1	49.1	48.7
-8. Don't know	4.1	4.9	0.0	0.0	1.4	1.7
-9. Refused	0.5	0.5	0.2	0.2	0.3	0.3

prevote_intsennobc

Label: For whom does R intend to vote for US. Senate (no ballot cd)
 Position: Pre-election survey, section-item no. 21.1-31.8
 Description: Registration, turnout and vote choice
 Question: Who do you think you will vote for? Which party is that?
 Universe: IF R IS NOT REGISTERED TO VOTE BUT INTENDS TO REGISTER, OR IF R IS REGISTERED BUT DID NOT VOTE: IF A SENATE RACE IS BEING HELD IN R'S REGISTRATION STATE: IF R INTENDS TO VOTE FOR U.S. SENATE: IF IWR DOES NOT HAVE BALLOT CARD FOR REGISTRATION DISTRICT:
 Logic: Ask if PREVOTE INTSEN=1 and (PREVOTE CKBCARD not in(1,2) or PREVOTE INTHSBC = 4), else skip.
 Source: Respondent

Unweighted Frequencies

	F2F	Web	Total
81. Democrat	30	0	30
82. Republican	11	0	11
-1. Inapplicable	2003	3572	5575
-8. Don't know	12	0	12
-9. Refused	0	288	288

Weighted Percentages

	F2F		Web		Total	
	Raw	Weights	Raw	Weights	Raw	Weights
81. Democrat	1.5	1.0	0.0	0.0	0.5	0.3
82. Republican	0.5	0.7	0.0	0.0	0.2	0.3
-1. Inapplicable	97.4	97.7	92.5	90.1	94.2	92.7
-8. Don't know	0.6	0.6	0.0	0.0	0.2	0.2
-9. Refused	0.0	0.0	7.5	9.9	4.9	6.5

prevote_senpref

Label: Does R prefer U.S. Senate candidate
Position: Pre and Post-election survey, section-item no. 21.1-33
Description: Registration, turnout and vote choice
Question: How about the election for the United States Senate? Do you prefer one of the candidates for the U.S. SENATE?
Universe: IF R IS NOT REGISTERED TO VOTE: IF R DOES NOT INTEND TO REGISTER TO VOTE: IF A SENATE RACE IS BEING HELD IN R'S CURRENT STATE: IF IWR HAS BALLOT CARD FOR DISTRICT OF RESIDENCE / IF IWR DOES NOT HAVE BALLOT CARD FOR DISTRICT OF RESIDENCE:
Logic: Ask if PREVOTE REGINT in(2,DK,RF) and HHSTATE in(AZ,CA,CT,DE,FL, HI,IN,MA,MD,ME,MI,MN,MO,MS,MT,ND,NE,NJ,NM,NV,NY,OH, PA,RI,TN,TX,UT,VA,VT,WA,WI,WV,WY), else skip If PREVOTE CKBCARD in(1,2) and PREVOTE HSPREFWHO in(1,2,3,5,DK,RF) then the IWR is instructed to show the ballot card, else the IWR instruction is to not show the ballot card. The text of the onscreen interviewer instruction to show the ballot card will read 'BLUE' or 'PINK' according to the variable 'ballotcolor': 1=BLUE and 2=PINK.
Source: Respondent

Unweighted Frequencies

	F2F	Web	Total
1. Yes	74	30	104
2. No	100	170	270
-1. Inapplicable	1851	3659	5510
-8. Don't know	30	0	30
-9. Refused	1	1	2

Weighted Percentages

	F2F		Web		Total	
	Raw	Weights	Raw	Weights	Raw	Weights
1. Yes	3.6	3.3	0.8	0.7	1.8	1.6
2. No	4.9	4.3	4.4	5.4	4.6	5.0
-1. Inapplicable	90.0	91.1	94.8	93.8	93.1	92.9
-8. Don't know	1.5	1.2	0.0	0.0	0.5	0.4
-9. Refused	0.0	0.0	0.0	0.1	0.0	0.1

prevote_senprefbc

Label: Whom does R prefer for U.S. Senate (ballot card)
 Position: Pre and Post-election survey, section-item no. 21.1-34
 Description: Registration, turnout and vote choice
 Question: Who do you prefer?
 Universe: IF R IS NOT REGISTERED TO VOTE: IF R DOES NOT INTEND TO REGISTER TO VOTE: IF A SENATE RACE IS BEING HELD IN R'S CURRENT STATE: IF R PREFERS A CANDIDATE FOR U.S. SENATE: IF IWR HAS BALLOT CARD FOR DISTRICT OF RESIDENCE
 Logic: Ask if PREVOTE SENPREF=1 and PREVOTE CKBCARD in(1,2) and PREVOTE HSPREFWHO in(1,2,3,5,DK,RF), else skip.
 Source: Respondent

Unweighted Frequencies

	F2F	Web	Total
1. <preload: dem_senname>	46	12	58
2. <preload: rep_senname>	23	12	35
3. <preload: ind_senname>	0	2	2
5. Other candidate (SPECIFY)	0	3	3
-1. Inapplicable	1986	3831	5817
-8. Don't know	1	0	1

Weighted Percentages

	F2F		Web		Total	
	Raw	Weights	Raw	Weights	Raw	Weights
1. <preload: dem_senname>	2.2	1.6	0.3	0.2	1.0	0.7
2. <preload: rep_senname>	1.1	1.5	0.3	0.3	0.6	0.7
3. <preload: ind_senname>	0.0	0.0	0.1	0.0	0.0	0.0
5. Other candidate (SPECIFY)	0.0	0.0	0.1	0.1	0.1	0.1
-1. Inapplicable	96.6	96.9	99.2	99.3	98.3	98.5
-8. Don't know	0.0	0.1	0.0	0.0	0.0	0.0

prevote_senprefnobc

Label: Whom does R prefer for U.S. Senate (no ballot card)
 Position: Pre and Post-election survey, section-item no. 21.1-34.3
 Description: Registration, turnout and vote choice
 Question: Who do you prefer? Which party is that?
 Universe: IF R IS NOT REGISTERED TO VOTE: IF R DOES NOT INTEND TO REGISTER TO VOTE: IF A SENATE RACE IS BEING HELD IN R'S CURRENT STATE: IF R PREFERS A CANDIDATE FOR U.S. SENATE: IF IWR DOES NOT HAVE BALLOT CARD FOR DISTRICT OF RESIDENCE
 Logic: Ask if PREVOTE SENPREF=1 and (PREVOTE CKBCARD not in(1,2) or PREVOTE HSPREFWHO = 4), else skip.
 Source: Respondent

Unweighted Frequencies

	F2F	Web	Total
81. Democrat	2	0	2
82. Republican	1	0	1
-1. Inapplicable	2052	3860	5912
-8. Don't know	1	0	1

Weighted Percentages

	F2F		Web		Total	
	Raw	Weights	Raw	Weights	Raw	Weights
81. Democrat	0.1	0.1	0.0	0.0	0.0	0.0
82. Republican	0.0	0.1	0.0	0.0	0.0	0.0
-1. Inapplicable	99.8	99.8	100.0	100.0	99.9	99.9

prevote_govhhstate

Label: PRE: FTF ONLY: Gubernatorial election in state of residence

Unweighted Frequencies

	F2F	Web	Total
0. No Gubernatorial race in state of residence	1803	0	1803
1. Gubernatorial race in state of residence	253	0	253
-1. Inapplicable	0	3860	3860

Weighted Percentages

	F2F		Web		Total	
	Raw	Weights	Raw	Weights	Raw	Weights
0. No Gubernatorial race in state of residence	87.7	86.6	0.0	0.0	30.5	30.1
1. Gubernatorial race in state of residence	12.3	13.4	0.0	0.0	4.3	4.6
-1. Inapplicable	0.0	0.0	100.0	100.0	65.2	65.2

prevote_govregstate

Label: PRE: FTF ONLY: Gov election in state of regist (R not regist at resid)

Unweighted Frequencies

	F2F	Web	Total
0. No Governor race- state of registration recorded in correct field	252	0	252
1. Governor race- state of registration recorded in correct field	37	0	37
3. No Governor race- state of registration not recorded in correct field	14	0	14
-1. Inapplicable	1729	3860	5589
-2. State of registration asked, not recorded	24	0	24

Weighted Percentages

	F2F		Web		Total	
	Raw	Weights	Raw	Weights	Raw	Weights
0. No Governor race- state of registration recorded in correct field	12.3	9.1	0.0	0.0	4.3	3.2
1. Governor race- state of registration recorded in correct field	1.8	1.3	0.0	0.0	0.6	0.4
3. No Governor race- state of registration not recorded in correct field	0.7	0.6	0.0	0.0	0.2	0.2
-1. Inapplicable	84.1	88.1	100.0	100.0	94.5	95.9
-2. State of registration asked, not recorded	1.2	0.9	0.0	0.0	0.4	0.3

prevote_votegov

Label: Did R vote for governor
Position: Pre and Post-election survey, section-item no. 21.1-35
Description: Registration, turnout and vote choice
Question: How about the election for governor ? Did you vote for a candidate for GOVERNOR?
Universe: IF R IS REGISTERED TO VOTE: IF R INDICATED VOTED EARLY IN THE 2012 GENERAL ELECTIONS: IF HAS CONFIRMED ALREADY VOTING IN THE 2012 GENERAL ELECTIONS: IF R HAS NOT INDICATED UNSURE WHETHER VOTED WHEN DESCRIBING HOW VOTED: IF A GUBERNATORIAL RACE IS BEING HELD IN STATE OF REGISTRATION: IF IWR HAS BALLOT CARD FOR REGISTRATION DISTRICT/ IF IWR DOES NOT HAVE BALLOT CARD FOR REGISTRATION DISTRICT:
Logic: Ask if (PREVOTE HOWVOTE in(1,2,3,DK,RF) and PREVOTE REGIST=1 and HHSTATE in(DE,IN,MO,MT,NC,ND,NH,UT,VT,WA,WV)) or (PREVOTE HOWVOTE in(1,2,3,DK,RF) and PREVOTE REGIST =2 and PREVOTE REGINCNTY <> 1 and PREVOTE REGST in(DE,IN,MO,MT,NC, ND,NH,UT,VT,WA,WV,DK,RF)) or (PREVOTE HOWVOTE in(1,2,3,DK,RF) and PREVOTE REGIST =1 and PREVOTE REGINCNTY = 1 and HHSTATE in(DE,IN,MO,MT,NC,ND,NH, UT,VT,WA,WV)) , else skip. If PREVOTE CKBCARD in(1,2) or PREVOTE HSVOTEBC=4 then the IWR is instructed to show the ballot card, else the IWR instruction is to not show the ballot card. If the ballot card is shown, the text of the onscreen interviewer instruction to show the ballot card will read 'BLUE' or 'PINK' appropriately; both ballot card color and the order of the major party candidate names on the ballot card will be determined by the value of variable 'ballotcolor': if ballotcolor=1 or BLUE all Democratic names will be listed first, and if ballotcolor=2 or PINK all Republican names will be listed first.
Source: Respondent

Unweighted Frequencies

	F2F	Web	Total
1. Yes, voted for governor	14	44	58
2. No, didn't vote for governor	2	28	30
-1. Inapplicable	2040	3788	5828

Weighted Percentages

	F2F		Web		Total	
	Raw	Weights	Raw	Weights	Raw	Weights
1. Yes, voted for governor	0.7	0.8	1.1	1.3	1.0	1.1
2. No, didn't vote for governor	0.1	0.1	0.7	0.7	0.5	0.5
-1. Inapplicable	99.2	99.1	98.1	98.1	98.5	98.4

prevote_vtgovbc

Label: R's vote for governor(ballot card)
 Position: Pre and Post-election survey, section-item no. 21.1-36
 Description: Registration, turnout and vote choice
 Question: Who did you vote for?
 Universe: IF R IS REGISTERED TO VOTE: IF R INDICATED VOTED EARLY IN THE 2012 GENERAL ELECTIONS: IF HAS CONFIRMED ALREADY VOTING IN THE 2012 GENERAL ELECTIONS: IF R HAS NOT INDICATED UNSURE WHETHER VOTED WHEN DESCRIBING HOW VOTED: IF A GUBERNATORIAL RACE IS BEING HELD IN STATE OF REGISTRATION: IF R VOTED FOR GOVERNOR: IF IWR HAS BALLOT CARD FOR REGISTRATION DISTRICT:
 Logic: Ask if PREVOTE VOTEGOV=1 and PREVOTE CKBCARD in(1,2) and PREVOTE HSVTBC in(1,2,3,5,DK,RF), else skip
 Web Logic: Online, include small text box in place of **SPECIFY** at response option 5.
 Source: Respondent

Unweighted Frequencies

	F2F	Web	Total
1. <preload: dem_govname>	8	19	27
2. <preload: rep_govname>	6	21	27
5. Other candidate (SPECIFY)	0	3	3
-1. Inapplicable	2042	3816	5858
-9. Refused	0	1	1

Weighted Percentages

	F2F		Web		Total	
	Raw	Weights	Raw	Weights	Raw	Weights
1. <preload: dem_govname>	0.4	0.4	0.5	0.6	0.5	0.5
2. <preload: rep_govname>	0.3	0.5	0.5	0.6	0.5	0.6
5. Other candidate (SPECIFY)	0.0	0.0	0.1	0.1	0.1	0.1
-1. Inapplicable	99.3	99.2	98.9	98.7	99.0	98.9

prevote_vtgovnbc

Label: R's vote for governor (no ballot card)
Position: Pre and Post-election survey, section-item no. 21.1-37
Description: Registration, turnout and vote choice
Question: Who did you vote for? Which party was that?
Universe: IF R IS REGISTERED TO VOTE: IF R INDICATED VOTED EARLY IN THE 2012 GENERAL ELECTIONS: IF HAS CONFIRMED ALREADY VOTING IN THE 2012 GENERAL ELECTIONS: IF R HAS NOT INDICATED UNSURE WHETHER VOTED WHEN DESCRIBING HOW VOTED: IF A GUBERNATORIAL RACE IS BEING HELD IN STATE OF REGISTRATION: IF R VOTED FOR GOVERNOR: IF IWR DOES NOT HAVE BALLOT CARD FOR REGISTRATION DISTRICT:
Logic: Ask if PREVOTE VOTEGOV=1 and (PREVOTE CKBCARD not in(1,2) or PREVOTE HSVTBC=4), else skip.
Source: Respondent

Unweighted Frequencies

	F2F	Web	Total
-9. Refused	0	0	0
-8. Don't know	0	0	0
-6. Not asked, unit nonresponse	0	0	0
-4. Error	0	0	0
-3. Restricted access	0	0	0
-1. Inapplicable	2056	3860	5916
81. Democrat	0	0	0
82. Republican	0	0	0
87. Other- candidate not identified by major party	0	0	0

Weighted Percentages

	F2F		Web		Total	
	Raw	Weights	Raw	Weights	Raw	Weights
-9. Refused	0.0	0.0	0.0	0.0	0.0	0.0
-8. Don't know	0.0	0.0	0.0	0.0	0.0	0.0
-6. Not asked, unit nonresponse	0.0	0.0	0.0	0.0	0.0	0.0
-4. Error	0.0	0.0	0.0	0.0	0.0	0.0
-3. Restricted access	0.0	0.0	0.0	0.0	0.0	0.0
-1. Inapplicable	100.0	100.0	100.0	100.0	100.0	100.0
81. Democrat	0.0	0.0	0.0	0.0	0.0	0.0
82. Republican	0.0	0.0	0.0	0.0	0.0	0.0
87. Other- candidate not identified by major party	0.0	0.0	0.0	0.0	0.0	0.0

prevote_intgov

Label: Does R intend to vote for governor
Position: Pre-election survey, section-item no. 21.1-38
Description: Registration, turnout and vote choice
Question: How about the election for governor. Do you intend to vote for a candidate for GOVERNOR?
Universe: IF R IS NOT REGISTERED TO VOTE BUT INTENDS TO REGISTER, OR IF R IS REGISTERED BUT DID NOT VOTE: IF A GUBERNATORIAL RACE IS BEING HELD IN R'S REGISTRATION STATE: IF IWR HAS BALLOT CARD FOR REGISTRATION DISTRICT/ IF IWR DOES NOT HAVE BALLOT CARD FOR REGISTRATION DISTRICT:
Logic: Ask if (PREVOTE REGINT=1 and HHSTATE in(DE,IN,MO,MT,NC,ND,NH,UT,VT,WA,WV)) or (PREVOTE REGIST =1 and (PREVOTE VOTED in(2,DK,RF) or PREVOTE VCONF in(2,DK,RF) or PREVOTE HOWVOTE=4) and HHSTATE in(DE,IN,MO,MT,NC,ND,NH,UT,VT,WA,WV)) or (PREVOTE REGIST =2 and PREVOTE REGINCNTY <> 1 and (PREVOTE VOTED in(2,DK,RF) or PREVOTE VCONF in(2,DK,RF) or PREVOTE HOWVOTE=4) and PREVOTE REGST in(DE,IN,MO,MT,NC,ND,NH,UT,VT,WA,WV,DK,RF) or (PREVOTE REGIST =2 and PREVOTE REGINCNTY=1 and (PREVOTE VOTED in(2,DK,RF) or PREVOTE VCONF in(2,DK,RF) or PREVOTE HOWVOTE=4) and HHVOTE in(DE,IN,MO,MT,NC,ND,NH,UT,VT,WA,WV) , else skip. If PREVOTE CKBCARD in(1,2) and PREVOTE INTHSBC in(1,2,3,5,DK,RF) then the IWR is instructed to show the ballot card, else the IWR instruction is to not show the ballot card. The text of the onscreen interviewer instruction to show the ballot card will read 'BLUE' or 'PINK' according to the variable 'ballotcolor': 1=BLUE and 2=PINK.
Source: Respondent

Unweighted Frequencies

	F2F	Web	Total
1. Yes	180	664	844
2. No	21	114	135
-1. Inapplicable	1844	3081	4925
-8. Don't know	10	0	10
-9. Refused	1	1	2

Weighted Percentages

	F2F		Web		Total	
	Raw	Weights	Raw	Weights	Raw	Weights
1. Yes	8.8	10.8	17.2	16.8	14.3	14.7
2. No	1.0	0.6	3.0	3.3	2.3	2.4
-1. Inapplicable	89.7	88.2	79.8	79.8	83.2	82.7
-8. Don't know	0.5	0.3	0.0	0.0	0.2	0.1
-9. Refused	0.0	0.0	0.0	0.1	0.0	0.1

prevote_intgovbc

Label: For whom does R intend to vote for governor (ballot card)
 Position: Pre-election survey, section-item no. 21.1-38.5
 Description: Registration, turnout and vote choice
 Question: Who do you think you will vote for?
 Universe: IF R IS NOT REGISTERED TO VOTE BUT INTENDS TO REGISTER, OR IF R IS REGISTERED BUT DID NOT VOTE: IF A GUBERNATORIAL RACE IS BEING HELD IN R'S REGISTRATION STATE: IF R INTENDS TO VOTE FOR GOVERNOR: IF IWR HAS BALLOT CARD FOR REGISTRATION DISTRICT:
 Logic: Ask if PREVOTE INTGOV=1 and PREVOTE CKBCARD in(1,2) and PREVOTE INTHSBC in(1,2,3,5,DK,RF), else skip.
 Source: Respondent

Unweighted Frequencies

	F2F	Web	Total
1. <preload: dem_govname>	85	302	387
2. <preload: rep_govname>	43	306	349
3. <preload: ind_govname>	0	3	3
5. Other candidate (SPECIFY)	0	43	43
-1. Inapplicable	1898	3202	5100
-8. Don't know	27	0	27
-9. Refused	3	4	7

Weighted Percentages

	F2F		Web		Total	
	Raw	Weights	Raw	Weights	Raw	Weights
1. <preload: dem_govname>	4.1	4.4	7.8	7.8	6.5	6.6
2. <preload: rep_govname>	2.1	3.3	7.9	7.7	5.9	6.2
3. <preload: ind_govname>	0.0	0.0	0.1	0.1	0.1	0.0
5. Other candidate (SPECIFY)	0.0	0.0	1.1	1.1	0.7	0.7
-1. Inapplicable	92.3	90.1	83.0	83.3	86.2	85.7
-8. Don't know	1.3	2.1	0.0	0.0	0.5	0.7
-9. Refused	0.1	0.1	0.1	0.1	0.1	0.1

prevote_intgovnbc

Label: For whom does R intend to vote for governor (no ballot cd)
 Position: Pre-election survey, section-item no. 21.1-38.8
 Description: Registration, turnout and vote choice
 Question: Who do you think you will vote for? Which party is that?
 Universe: IF R IS NOT REGISTERED TO VOTE BUT INTENDS TO REGISTER, OR IF R IS REGISTERED BUT DID NOT VOTE: IF A GUBERNATORIAL RACE IS BEING HELD IN R'S REGISTRATION STATE: IF R INTENDS TO VOTE FOR GOVERNOR: IF IWR DOES NOT HAVE BALLOT CARD FOR REGISTRATION DISTRICT:
 Logic: Ask if PREVOTE INTGOV=1 and (PREVOTE CKBCARD not in(1,2) or PREVOTE INTHSBC = 4), else skip.
 Source: Respondent

Unweighted Frequencies

	F2F	Web	Total
81. Democrat	10	0	10
82. Republican	7	0	7
-1. Inapplicable	2034	3860	5894
-8. Don't know	5	0	5

Weighted Percentages

	F2F		Web		Total	
	Raw	Weights	Raw	Weights	Raw	Weights
81. Democrat	0.5	0.3	0.0	0.0	0.2	0.1
82. Republican	0.3	0.4	0.0	0.0	0.1	0.1
-1. Inapplicable	98.9	99.0	100.0	100.0	99.6	99.7
-8. Don't know	0.2	0.3	0.0	0.0	0.1	0.1

prevote_govpref

Label: Does R prefer gubernatorial candidate
Position: Pre and Post-election survey, section-item no. 21.1-40
Description: Registration, turnout and vote choice
Question: How about the election for governor? Do you prefer one of the candidates for GOVERNOR?
Universe: IF R IS NOT REGISTERED TO VOTE: IF R DOES NOT INTEND TO REGISTER TO VOTE: IF A GUBERNATORIAL RACE IS BEING HELD IN R'S CURRENT STATE: IF IWR HAS BALLOT CARD FOR DISTRICT OF RESIDENCE / IF IWR DOES NOT HAVE BALLOT CARD FOR DISTRICT OF RESIDENCE:
Logic: Ask if PREVOTE REGINT in(2,DK,RF) and HHSTATE in(DE,IN,MO,MT,NC,ND,NH,UT,VT,WA,WV), else skip If PREVOTE CKBCARD in(1,2) and PREVOTE HSPREFWHO in(1,2,3,5,DK,RF) then the IWR is instructed to show the ballot card, else the IWR instruction is to not show the ballot card. The text of the onscreen interviewer instruction to show the ballot card will read 'BLUE' or 'PINK' according to the variable 'ballotcolor': 1=BLUE and 2=PINK.
Source: Respondent

Unweighted Frequencies

	F2F	Web	Total
1. Yes	6	18	24
2. No	14	40	54
-1. Inapplicable	2034	3802	5836
-8. Don't know	2	0	2

Weighted Percentages

	F2F		Web		Total	
	Raw	Weights	Raw	Weights	Raw	Weights
1. Yes	0.3	0.3	0.5	0.5	0.4	0.5
2. No	0.7	0.4	1.0	1.5	0.9	1.1
-1. Inapplicable	98.9	99.2	98.5	98.0	98.6	98.4
-8. Don't know	0.1	0.1	0.0	0.0	0.0	0.0

prevote_govprefbc

Label: Whom does R prefer for governor (ballot card)
 Position: Pre and Post-election survey, section-item no. 21.1-41
 Description: Registration, turnout and vote choice
 Question: Who do you prefer?
 Universe: IF R IS NOT REGISTERED TO VOTE: IF R DOES NOT INTEND TO REGISTER TO VOTE: IF A GUBERNATORIAL RACE IS BEING HELD IN R'S CURRENT STATE: IF R PREFERS A CANDIDATE FOR GOVERNOR: IF IWR HAS BALLOT CARD FOR DISTRICT OF RESIDENCE:
 Logic: Ask if PREVOTE GOVPREF=1 and PREVOTE CKBCARD in(1,2) and PREVOTE HSPREFWHO in(1,2,3,5,DK,RF), else skip.
 Web Logic: Online, include small text box in place of **SPECIFY** at response option 5.
 Source: Respondent

Unweighted Frequencies

	F2F	Web	Total
1. <preload: dem_govname>	3	16	19
2. <preload: rep_govname>	3	11	14
5. Other candidate (SPECIFY)	0	9	9
-1. Inapplicable	2050	3821	5871
-9. Refused	0	3	3

Weighted Percentages

	F2F		Web		Total	
	Raw	Weights	Raw	Weights	Raw	Weights
1. <preload: dem_govname>	0.1	0.2	0.4	0.5	0.3	0.4
2. <preload: rep_govname>	0.1	0.1	0.3	0.4	0.2	0.3
5. Other candidate (SPECIFY)	0.0	0.0	0.2	0.3	0.2	0.2
-1. Inapplicable	99.7	99.7	99.0	98.6	99.2	99.0
-9. Refused	0.0	0.0	0.1	0.1	0.1	0.1

prevote_govprefnbc

Label: Whom does R prefer for governor (no ballot card)
Position: Pre and Post-election survey, section-item no. 21.1-41.3
Description: Registration, turnout and vote choice
Question: Who do you prefer? Which party is that?
Universe: IF R IS NOT REGISTERED TO VOTE: IF R DOES NOT INTEND TO REGISTER TO VOTE: IF A GUBERNATORIAL RACE IS BEING HELD IN R'S CURRENT STATE: IF R PREFERS A CANDIDATE FOR GOVERNOR: IF IWR DOES NOT HAVE BALLOT CARD FOR DISTRICT OF RESIDENCE:
Logic: Ask if PREVOTE GOVPREF=1 and (PREVOTE CKBCARD not in(1,2) or PREVOTE HSPREFVT = 4), else skip.
Source: Respondent

Unweighted Frequencies

	F2F	Web	Total
-9. Refused	0	0	0
-8. Don't know	0	0	0
-6. Not asked, unit nonresponse	0	0	0
-4. Error	0	0	0
-3. Restricted access	0	0	0
-1. Inapplicable	2056	3860	5916
81. Democrat	0	0	0
82. Republican	0	0	0
87. Other- candidate not identified by major party	0	0	0

Weighted Percentages

	F2F		Web		Total	
	Raw	Weights	Raw	Weights	Raw	Weights
-9. Refused	0.0	0.0	0.0	0.0	0.0	0.0
-8. Don't know	0.0	0.0	0.0	0.0	0.0	0.0
-6. Not asked, unit nonresponse	0.0	0.0	0.0	0.0	0.0	0.0
-4. Error	0.0	0.0	0.0	0.0	0.0	0.0
-3. Restricted access	0.0	0.0	0.0	0.0	0.0	0.0
-1. Inapplicable	100.0	100.0	100.0	100.0	100.0	100.0
81. Democrat	0.0	0.0	0.0	0.0	0.0	0.0
82. Republican	0.0	0.0	0.0	0.0	0.0	0.0
87. Other- candidate not identified by major party	0.0	0.0	0.0	0.0	0.0	0.0

candlik_likedpc

Label: Is there anything R likes about Democratic Pres cand
 Position: Pre-election survey, section-item no. 21.8-2
 Description: Likes-dislikes for major party Presidential candidates
 Question: Is there anything in particular about [preload: DEM PCNAME] that might make you want to vote for him?
 Randomization: Order of Presidential candidates
 Logic: Randomize order of Presidential candidates in Likes-Dislikes series
 Source: Respondent

Unweighted Frequencies

	F2F	Web	Total
1. Yes	1309	1962	3271
2. No	702	1893	2595
-8. Don't know	39	0	39
-9. Refused	6	5	11

Weighted Percentages

	F2F		Web		Total	
	Raw	Weights	Raw	Weights	Raw	Weights
1. Yes	63.7	54.6	50.8	48.0	55.3	50.3
2. No	34.1	43.2	49.0	51.8	43.9	48.8
-8. Don't know	1.9	1.8	0.0	0.0	0.7	0.6
-9. Refused	0.3	0.3	0.1	0.2	0.2	0.2

candlik_likewhatdpc_txt

Label: PRE: What is it that R likes about Democratic Pres cand

3201 unique outcomes. 10 most frequently appearing outcomes:

Unweighted Frequencies

	Count
-1 Inapplicable	1898
<NULL>	747
-7 Refused	27
democrat	7
Health care	7
everything	6
Democrat	4
health care	4
Everything	3
honest	3

candlik_disldpc

Label: Is there anything R dislikes about Democratic Pres cand
 Position: Pre-election survey, section-item no. 21.8-4
 Description: Likes-dislikes for major party Presidential candidates
 Question: Is there anything in particular about [preload: DEM PCNAME] that might make you want to vote AGAINST him?
 Randomization: Order of Presidential candidates
 Source: Respondent

Unweighted Frequencies

	F2F	Web	Total
1. Yes	824	1914	2738
2. No	1195	1941	3136
-8. Don't know	28	0	28
-9. Refused	9	5	14

Weighted Percentages

	F2F		Web		Total	
	Raw	Weights	Raw	Weights	Raw	Weights
1. Yes	40.1	53.1	49.6	50.3	46.3	51.3
2. No	58.1	45.3	50.3	49.5	53.0	48.1
-8. Don't know	1.4	1.2	0.0	0.0	0.5	0.4
-9. Refused	0.4	0.4	0.1	0.1	0.2	0.2

candlik_dislwhatdpc_txt

Label: PRE: What is it that R dislikes about Democratic Pres cand

709 unique outcomes. 10 most frequently appearing outcomes:

Unweighted Frequencies

	Count
-1	1946
	1188
He	388
I	291
His	208
he	139
The	102
his	76
the	59
-8	38

candlik_likerpc

Label: Is there anything R likes about Republican Pres cand
 Position: Pre-election survey, section-item no. 21.8-6
 Description: Likes-dislikes for major party Presidential candidates
 Question: Is there anything in particular about [preload: REP PCNAME] that might make you want to vote for him?
 Randomization: Order of Presidential candidates
 Source: Respondent

Unweighted Frequencies

	F2F	Web	Total
1. Yes	670	1675	2345
2. No	1317	2179	3496
-8. Don't know	62	0	62
-9. Refused	7	6	13

Weighted Percentages

	F2F		Web		Total	
	Raw	Weights	Raw	Weights	Raw	Weights
1. Yes	32.6	44.3	43.4	42.7	39.6	43.2
2. No	64.1	52.5	56.5	57.1	59.1	55.5
-8. Don't know	3.0	2.8	0.0	0.0	1.0	1.0
-9. Refused	0.3	0.4	0.2	0.2	0.2	0.3

candlik_likewhatrpc_txt

Label: PRE: What is it that R likes about Republican Pres cand

581 unique outcomes. 10 most frequently appearing outcomes:

Unweighted Frequencies

	Count
-1	2185
	1322
He	419
I	225
His	204
he	136
He's	74
his	64
-8	54
i	30

candlik_dislrpc

Label: Is there anything R dislikes about Republican Pres cand
 Position: Pre-election survey, section-item no. 21.8-8
 Description: Likes-dislikes for major party Presidential candidates
 Question: Is there anything in particular about [preload: REP PCNAME] that might make you want to vote AGAINST him?
 Randomization: Order of Presidential candidates
 Source: Respondent

Unweighted Frequencies

	F2F	Web	Total
1. Yes	1253	2162	3415
2. No	724	1692	2416
-8. Don't know	67	0	67
-9. Refused	12	6	18

Weighted Percentages

	F2F		Web		Total	
	Raw	Weights	Raw	Weights	Raw	Weights
1. Yes	60.9	55.5	56.0	53.8	57.7	54.4
2. No	35.2	40.9	43.8	46.1	40.8	44.3
-8. Don't know	3.3	2.9	0.0	0.0	1.1	1.0
-9. Refused	0.6	0.7	0.2	0.1	0.3	0.3

candlik_dislwhatrpc_txt

Label: PRE: What is it that R dislikes about Republican Pres cand

3318 unique outcomes. 10 most frequently appearing outcomes:

Unweighted Frequencies

	Count
-1 Inapplicable	1698
<NULL>	803
-7 Refused	26
health care	8
everything	6
he is a republican	6
republican	5
taxes	5
abortion	4
He's a Republican.	4

congapp_job

Label: Approval of Congress handling its job
 Position: Pre-election survey, section-item no. 22-1
 Description: Congressional approval
 Question: Do you APPROVE or DISAPPROVE of the way the U.S. Congress has been handling its job?
 Source: Respondent

Unweighted Frequencies

	F2F	Web	Total
1. Approve	509	748	1257
2. Disapprove	1202	3071	4273
-8. Don't know	322	0	322
-9. Refused	23	41	64

Weighted Percentages

	F2F		Web		Total	
	Raw	Weights	Raw	Weights	Raw	Weights
1. Approve	24.8	20.9	19.4	21.3	21.2	21.2
2. Disapprove	58.5	63.9	79.6	77.6	72.2	72.8
-8. Don't know	15.7	14.2	0.0	0.0	5.4	4.9
-9. Refused	1.1	0.9	1.1	1.1	1.1	1.1

congapp_jobst

Label: Strength appr/disapprove Congress handling its job
 Position: Pre-election survey, section-item no. 22-2
 Description: Congressional approval
 Question: Do you [approve/disapprove] STRONGLY or NOT STRONGLY?
 Universe: IF R APPROVES U.S. CONGRESS HANDLING ITS JOB / IF R DIS-APPROVES U.S. CONGRESS HANDLING ITS JOB:
 Logic: Ask if CONGAPP CONGJOB in(1,2) else skip. Load 'approve' if CONGAPP CONGJOB=1, load 'disapprove' if CONGAPP CONGJOB=2.
 Source: Respondent

Unweighted Frequencies

	F2F	Web	Total
1. Strongly	1099	2340	3439
2. Not strongly	600	1472	2072
-1. Inapplicable	345	41	386
-8. Don't know	12	0	12
-9. Refused	0	7	7

Weighted Percentages

	F2F		Web		Total	
	Raw	Weights	Raw	Weights	Raw	Weights
1. Strongly	53.5	56.0	60.6	55.6	58.1	55.8
2. Not strongly	29.2	28.4	38.1	43.0	35.0	37.9
-1. Inapplicable	16.8	15.2	1.1	1.1	6.5	6.0
-8. Don't know	0.6	0.5	0.0	0.0	0.2	0.2
-9. Refused	0.0	0.0	0.2	0.2	0.1	0.1

congapp_job_x

Label: PRE: SUMMARY- Approval of Congress

Unweighted Frequencies

	F2F	Web	Total
1. Approve strongly	207	172	379
2. Approve not strongly	299	570	869
4. Disapprove not strongly	301	902	1203
5. Disapprove strongly	892	2168	3060
-8. Don't know	334	0	334
-9. Refused	23	48	71

Weighted Percentages

	F2F		Web		Total	
	Raw	Weights	Raw	Weights	Raw	Weights
1. Approve strongly	10.1	7.9	4.5	4.7	6.4	5.8
2. Approve not strongly	14.5	12.9	14.8	16.4	14.7	15.2
4. Disapprove not strongly	14.6	15.4	23.4	26.6	20.3	22.7
5. Disapprove strongly	43.4	48.1	56.2	51.0	51.7	50.0
-8. Don't know	16.2	14.7	0.0	0.0	5.6	5.1
-9. Refused	1.1	0.9	1.2	1.3	1.2	1.2

presapp_track

Label: Are things in the country on right track
 Position: Pre-election survey, section-item no. 22.5-1
 Description: Presidential and govt/status quo approval
 Question: Do you feel things in this country are generally going in the RIGHT DIRECTION, or do you feel things have pretty seriously gotten off on the WRONG TRACK?
 Source: Respondent

Unweighted Frequencies

	F2F	Web	Total
1. Right direction	827	1364	2191
2. Wrong track	1124	2484	3608
-8. Don't know	91	0	91
-9. Refused	14	12	26

Weighted Percentages

	F2F		Web		Total	
	Raw	Weights	Raw	Weights	Raw	Weights
1. Right direction	40.2	31.8	35.3	33.3	37.0	32.8
2. Wrong track	54.7	63.5	64.4	66.3	61.0	65.3
-8. Don't know	4.4	4.1	0.0	0.0	1.5	1.4
-9. Refused	0.7	0.6	0.3	0.4	0.4	0.5

presapp_job

Label: Approve or disapprove President handling job as Pres
Position: Pre-election survey, section-item no. 22.5-2
Description: Presidential and govt/status quo approval
Question: Do you APPROVE or DISAPPROVE of the way Barack Obama is handling his job as President?
Source: Respondent

Unweighted Frequencies

	F2F	Web	Total
1. Approve	1304	1983	3287
2. Disapprove	649	1848	2497
-8. Don't know	90	0	90
-9. Refused	13	29	42

Weighted Percentages

	F2F		Web		Total	
	Raw	Weights	Raw	Weights	Raw	Weights
1. Approve	63.4	50.7	51.4	48.8	55.6	49.5
2. Disapprove	31.6	43.2	47.9	50.4	42.2	47.9
-8. Don't know	4.4	5.4	0.0	0.0	1.5	1.9
-9. Refused	0.6	0.6	0.8	0.8	0.7	0.8

presapp_jobstr

Label: How much approve or disapp Pres handling job
 Position: Pre-election survey, section-item no. 22.5-3
 Description: Presidential and govt/status quo approval
 Question: Do you approve STRONGLY or NOT STRONGLY? / Do you disapprove STRONGLY or NOT STRONGLY?
 Universe: IF R APPROVES BARACK OBAMA HANDLING JOB AS PRESIDENT / IF R DISAPPROVES BARACK OBAMA HANDLING JOB AS PRESIDENT:
 Logic: Ask if PRESAPP APPPRES in(1,2), else skip. Load 'approve' if PRESAPP APPPRES=1; load 'disapprove' if PRESAPP APPPRES=2.
 Web Logic: Online, bank with (that is, display on the same screen as) the previous item.
 Source: Respondent

Unweighted Frequencies

	F2F	Web	Total
1. Strongly	1464	2604	4068
2. Not strongly	486	1225	1711
-1. Inapplicable	103	29	132
-8. Don't know	3	0	3
-9. Refused	0	2	2

Weighted Percentages

	F2F		Web		Total	
	Raw	Weights	Raw	Weights	Raw	Weights
1. Strongly	71.2	68.7	67.5	65.9	68.8	66.9
2. Not strongly	23.6	25.1	31.7	33.3	28.9	30.4
-1. Inapplicable	5.0	6.0	0.8	0.8	2.2	2.6
-8. Don't know	0.1	0.2	0.0	0.0	0.1	0.1
-9. Refused	0.0	0.0	0.1	0.0	0.0	0.0

presapp_job_x

Label: PRE: SUMMARY- Approval of President handling of job

Unweighted Frequencies

	F2F	Web	Total
1. Approve strongly	986	1193	2179
2. Approve not strongly	315	790	1105
4. Disapprove not strongly	171	435	606
5. Disapprove strongly	478	1411	1889
-8. Don't know	93	0	93
-9. Refused	13	31	44

Weighted Percentages

	F2F		Web		Total	
	Raw	Weights	Raw	Weights	Raw	Weights
1. Approve strongly	48.0	35.1	30.9	28.6	36.8	30.8
2. Approve not strongly	15.3	15.5	20.5	20.3	18.7	18.6
4. Disapprove not strongly	8.3	9.6	11.3	13.0	10.2	11.8
5. Disapprove strongly	23.2	33.6	36.6	37.3	31.9	36.0
-8. Don't know	4.5	5.6	0.0	0.0	1.6	1.9
-9. Refused	0.6	0.6	0.8	0.9	0.7	0.8

presapp_econ

Label: Approve or disapprove President handling economy
 Position: Pre-election survey, section-item no. 22.5-4
 Description: Presidential and govt/status quo approval
 Question: Do you APPROVE or DISAPPROVE of the way Barack Obama is handling the economy?
 Source: Respondent

Unweighted Frequencies

	F2F	Web	Total
1. Approve	1144	1857	3001
2. Disapprove	792	1981	2773
-8. Don't know	103	0	103
-9. Refused	17	22	39

Weighted Percentages

	F2F		Web		Total	
	Raw	Weights	Raw	Weights	Raw	Weights
1. Approve	55.6	43.3	48.1	45.3	50.7	44.6
2. Disapprove	38.5	50.3	51.3	54.1	46.9	52.8
-8. Don't know	5.0	5.5	0.0	0.0	1.7	1.9
-9. Refused	0.8	0.8	0.6	0.6	0.7	0.7

presapp_econstr

Label: How much approve or disapprove Pres handling economy
 Position: Pre-election survey, section-item no. 22.5-5
 Description: Presidential and govt/status quo approval
 Question: Do you approve STRONGLY or NOT STRONGLY? / Do you disapprove STRONGLY or NOT STRONGLY?
 Universe: IF R APPROVES BARACK OBAMA HANDLING ECONOMY / IF R DISAPPROVES BARACK OBAMA HANDLING ECONOMY:
 Logic: Ask if PRESAPP ECONPRES in(1,2), else skip Load 'approve' if PRESAPP ECONPRES=1; load 'disapprove' if PRESAPP ECONPRES=2.
 Web Logic: Online, bank with (that is, display on the same screen as) the previous item.
 Source: Respondent

Unweighted Frequencies

	F2F	Web	Total
1. Strongly	1396	2630	4026
2. Not strongly	530	1205	1735
-1. Inapplicable	120	22	142
-8. Don't know	10	0	10
-9. Refused	0	3	3

Weighted Percentages

	F2F		Web		Total	
	Raw	Weights	Raw	Weights	Raw	Weights
1. Strongly	67.9	67.1	68.1	67.4	68.1	67.3
2. Not strongly	25.8	26.0	31.2	31.9	29.3	29.8
-1. Inapplicable	5.8	6.4	0.6	0.6	2.4	2.6
-8. Don't know	0.5	0.5	0.0	0.0	0.2	0.2
-9. Refused	0.0	0.0	0.1	0.1	0.1	0.0

presapp_econ_x

Label: PRE: SUMMARY- Approval of President handling economy

Unweighted Frequencies

	F2F	Web	Total
1. Approve strongly	810	1054	1864
2. Approve not strongly	327	801	1128
4. Disapprove not strongly	203	404	607
5. Disapprove strongly	586	1576	2162
-8. Don't know	113	0	113
-9. Refused	17	25	42

Weighted Percentages

	F2F		Web		Total	
	Raw	Weights	Raw	Weights	Raw	Weights
1. Approve strongly	39.4	28.4	27.3	24.8	31.5	26.1
2. Approve not strongly	15.9	14.5	20.8	20.4	19.1	18.4
4. Disapprove not strongly	9.9	11.5	10.5	11.5	10.3	11.5
5. Disapprove strongly	28.5	38.7	40.8	42.6	36.5	41.3
-8. Don't know	5.5	6.1	0.0	0.0	1.9	2.1
-9. Refused	0.8	0.8	0.6	0.7	0.7	0.7

presapp_foreign

Label: Approve or disapprove President handling foreign rel
 Position: Pre-election survey, section-item no. 22.5-6
 Description: Presidential and govt/status quo approval
 Question: Do you APPROVE or DISAPPROVE of the way Barack Obama is handling relations with foreign countries?
 Source: Respondent

Unweighted Frequencies

	F2F	Web	Total
1. Approve	1187	2079	3266
2. Disapprove	647	1753	2400
-8. Don't know	211	0	211
-9. Refused	11	28	39

Weighted Percentages

	F2F		Web		Total	
	Raw	Weights	Raw	Weights	Raw	Weights
1. Approve	57.7	48.7	53.9	52.1	55.2	50.9
2. Disapprove	31.5	40.7	45.4	47.0	40.6	44.8
-8. Don't know	10.3	9.8	0.0	0.0	3.6	3.4
-9. Refused	0.5	0.7	0.7	0.9	0.7	0.8

presapp_foreignstr

Label: How much approve/disapprove Pres handling foreign rrel
 Position: Pre-election survey, section-item no. 22.5-7
 Description: Presidential and govt/status quo approval
 Question: Do you approve STRONGLY or NOT STRONGLY? / Do you disapprove STRONGLY or NOT STRONGLY?
 Universe: IF R APPROVES BARACK OBAMA HANDLING FOREIGN RELATIONS / IF R DISAPPROVES BARACK OBAMA HANDLING FOREIGN RELATIONS:
 Logic: Ask if PRESAPP FRNPRES in(1,2), else skip Load 'approve' if PRESAPP FRNPRES=1; load 'disapprove' if PRESAPP FRNPRES=2.
 Web Logic: Online, bank with (that is, display on the same screen as) the previous item.
 Source: Respondent

Unweighted Frequencies

	F2F	Web	Total
1. Strongly	1383	2640	4023
2. Not strongly	445	1189	1634
-1. Inapplicable	222	28	250
-8. Don't know	6	0	6
-9. Refused	0	3	3

Weighted Percentages

	F2F		Web		Total	
	Raw	Weights	Raw	Weights	Raw	Weights
1. Strongly	67.3	64.3	68.4	65.5	68.0	65.1
2. Not strongly	21.6	24.8	30.8	33.5	27.6	30.5
-1. Inapplicable	10.8	10.5	0.7	0.9	4.2	4.2
-8. Don't know	0.3	0.4	0.0	0.0	0.1	0.1
-9. Refused	0.0	0.0	0.1	0.1	0.1	0.1

presapp_foreign_x

Label: PRE: SUMMARY- Approval of President handling foreign relations

Unweighted Frequencies

	F2F	Web	Total
1. Approve strongly	903	1319	2222
2. Approve not strongly	279	759	1038
4. Disapprove not strongly	166	430	596
5. Disapprove strongly	480	1321	1801
-8. Don't know	217	0	217
-9. Refused	11	31	42

Weighted Percentages

	F2F		Web		Total	
	Raw	Weights	Raw	Weights	Raw	Weights
1. Approve strongly	43.9	33.5	34.2	30.8	37.6	31.7
2. Approve not strongly	13.6	14.9	19.7	21.3	17.5	19.1
4. Disapprove not strongly	8.1	9.9	11.1	12.2	10.1	11.4
5. Disapprove strongly	23.3	30.8	34.2	34.7	30.4	33.4
-8. Don't know	10.6	10.2	0.0	0.0	3.7	3.5
-9. Refused	0.5	0.7	0.8	1.0	0.7	0.9

presapp_health

Label: Approve or disapprove President handling health care
Position: Pre-election survey, section-item no. 22.5-10
Description: Presidential and govt/status quo approval
Question: Do you APPROVE or DISAPPROVE of the way Barack Obama is handling health care?
Source: Respondent

Unweighted Frequencies

	F2F	Web	Total
1. Approve	1186	1942	3128
2. Disapprove	739	1902	2641
-8. Don't know	118	0	118
-9. Refused	13	16	29

Weighted Percentages

	F2F		Web		Total	
	Raw	Weights	Raw	Weights	Raw	Weights
1. Approve	57.7	45.3	50.3	47.5	52.9	46.7
2. Disapprove	35.9	47.8	49.3	52.0	44.6	50.5
-8. Don't know	5.7	6.1	0.0	0.0	2.0	2.1
-9. Refused	0.6	0.8	0.4	0.5	0.5	0.6

presapp_healthstr

Label: How much approve/disapprove Pres handling health care
 Position: Pre-election survey, section-item no. 22.5-11
 Description: Presidential and govt/status quo approval
 Question: Do you approve STRONGLY or NOT STRONGLY? / Do you disapprove STRONGLY or NOT STRONGLY?
 Universe: IF R APPROVES BARACK OBAMA HANDLING HEALTH CARE / IF R DISAPPROVES BARACK OBAMA HANDLING HEALTH CARE:
 Logic: Ask if PRESAPP HTHPRES in(1,2), else skip Load 'approve' if PRESAPP HTHPRES=1; load 'disapprove' if PRESAPP HTHPRES=2.
 Web Logic: Online, bank with the previous item.
 Source: Respondent

Unweighted Frequencies

	F2F	Web	Total
1. Strongly	1533	2881	4414
2. Not strongly	384	957	1341
-1. Inapplicable	131	16	147
-8. Don't know	7	0	7
-9. Refused	1	6	7

Weighted Percentages

	F2F		Web		Total	
	Raw	Weights	Raw	Weights	Raw	Weights
1. Strongly	74.6	71.8	74.6	73.5	74.6	72.9
2. Not strongly	18.7	21.0	24.8	26.0	22.7	24.3
-1. Inapplicable	6.4	6.9	0.4	0.5	2.5	2.7
-8. Don't know	0.3	0.3	0.0	0.0	0.1	0.1
-9. Refused	0.0	0.0	0.2	0.1	0.1	0.1

presapp_health_x

Label: PRE: SUMMARY- Approval of President handling health care

Unweighted Frequencies

	F2F	Web	Total
1. Approve strongly	952	1355	2307
2. Approve not strongly	228	585	813
4. Disapprove not strongly	156	372	528
5. Disapprove strongly	581	1526	2107
-8. Don't know	125	0	125
-9. Refused	14	22	36

Weighted Percentages

	F2F		Web		Total	
	Raw	Weights	Raw	Weights	Raw	Weights
1. Approve strongly	46.3	32.3	35.1	32.2	39.0	32.2
2. Approve not strongly	11.1	12.8	15.2	15.3	13.7	14.4
4. Disapprove not strongly	7.6	8.2	9.6	10.7	8.9	9.8
5. Disapprove strongly	28.3	39.5	39.5	41.2	35.6	40.6
-8. Don't know	6.1	6.3	0.0	0.0	2.1	2.2
-9. Refused	0.7	0.8	0.6	0.6	0.6	0.7

presapp_war

Label: Approve or disapprove President handling war in Afghanst
 Position: Pre-election survey, section-item no. 22.5-12
 Description: Presidential and govt/status quo approval
 Question: Do you APPROVE or DISAPPROVE of the way Barack Obama is handling the war in Afghanistan?
 Source: Respondent

Unweighted Frequencies

	F2F	Web	Total
1. Approve	1231	2154	3385
2. Disapprove	624	1676	2300
-8. Don't know	177	0	177
-9. Refused	24	30	54

Weighted Percentages

	F2F		Web		Total	
	Raw	Weights	Raw	Weights	Raw	Weights
1. Approve	59.9	52.5	55.8	53.9	57.2	53.4
2. Disapprove	30.4	36.7	43.4	45.2	38.9	42.2
-8. Don't know	8.6	9.4	0.0	0.0	3.0	3.3
-9. Refused	1.2	1.4	0.8	0.9	0.9	1.1

presapp_warstr

Label: How much approve/disapprove Pres handling war in Afghanst
 Position: Pre-election survey, section-item no. 22.5-13
 Description: Presidential and govt/status quo approval
 Question: Do you approve STRONGLY or NOT STRONGLY? / Do you disapprove STRONGLY or NOT STRONGLY?
 Universe: IF R APPROVES BARACK OBAMA HANDLING WAR IN AFGHANISTAN / IF R DISAPPROVES BARACK OBAMA HANDLING WAR IN AFGHANISTAN:
 Logic: Ask if PRESAPP WARPRES in(1,2), else skip Load 'approve' if PRESAPP WARPRES=1; load 'disapprove' if PRESAPP WARPRES=2.
 Web Logic: Online, bank with the previous item.
 Source: Respondent

Unweighted Frequencies

	F2F	Web	Total
1. Strongly	1331	2281	3612
2. Not strongly	519	1545	2064
-1. Inapplicable	201	30	231
-8. Don't know	5	0	5
-9. Refused	0	4	4

Weighted Percentages

	F2F		Web		Total	
	Raw	Weights	Raw	Weights	Raw	Weights
1. Strongly	64.7	58.4	59.1	57.8	61.1	58.0
2. Not strongly	25.2	30.6	40.0	41.2	34.9	37.5
-1. Inapplicable	9.8	10.9	0.8	0.9	3.9	4.4
-8. Don't know	0.2	0.2	0.0	0.0	0.1	0.1
-9. Refused	0.0	0.0	0.1	0.1	0.1	0.1

presapp_war_x

Label: PRE: SUMMARY- Approval of President handling war in Afghanistan

Unweighted Frequencies

	F2F	Web	Total
1. Approve strongly	902	1174	2076
2. Approve not strongly	328	976	1304
4. Disapprove not strongly	191	569	760
5. Disapprove strongly	429	1107	1536
-8. Don't know	182	0	182
-9. Refused	24	34	58

Weighted Percentages

	F2F		Web		Total	
	Raw	Weights	Raw	Weights	Raw	Weights
1. Approve strongly	43.9	33.4	30.4	28.7	35.1	30.3
2. Approve not strongly	16.0	19.1	25.3	25.1	22.0	23.0
4. Disapprove not strongly	9.3	11.5	14.7	16.1	12.8	14.5
5. Disapprove strongly	20.9	25.0	28.7	29.1	26.0	27.7
-8. Don't know	8.9	9.6	0.0	0.0	3.1	3.4
-9. Refused	1.2	1.4	0.9	1.0	1.0	1.1

ft_dpc

Label: Feeling Thermometer: Democratic Presidential cand
Position: Pre and Post-election survey, section-item no. 27-2
Description: Pre political figure and party thermometers
Question: (Looking at page [preload: prepg c] of the booklet) (How would you rate:) [preload: DEM PCNAME]
Randomization: Order of Presidential cand
Logic: Randomize the order of the Democratic Presidential candidate and Republican Presidential candidate thermometers (as 1st and 2nd thermometers). Load the preloaded name of the Democratic Presidential candidate.
Source: Respondent

76 unique outcomes. 10 most frequently appearing outcomes:

Unweighted Frequencies

	Count
100	1058
85	918
0	773
70	680
60	438
15	408
30	351
40	317
50	293
90	119

ft_rpc

Label: Feeling Thermometer: Republican Presidential cand
Position: Pre and Post-election survey, section-item no. 27-4
Description: Pre political figure and party thermometers
Question: (Looking at page [preload: prepg c] of the booklet) (How would you rate:) [preload: REP PCNAME]
Randomization: Order of Presidential cand
Logic: Load the preloaded name of the Republican Presidential candidate.
Source: Respondent

67 unique outcomes. 10 most frequently appearing outcomes:

Unweighted Frequencies

	Count
0	1001
50	680
70	583
85	579
30	566
15	539
40	537
60	522
100	283
90	74

ft_dvpc

Label: Feeling Thermometer: Democratic Vice-Pres cand
Position: Pre-election survey, section-item no. 27-5
Description: Pre political figure and party thermometers
Question: (Looking at page [preload: prepg c] of the booklet) (How would you rate:) [preload: DEM VPCNAME]
Randomization: Order of political figure thermometers after Pres cand
Logic: Randomize the order of the individual political figure thermometers after the Presidential candidates. Load the preloaded name of the Democratic Vice-Presidential candidate.
Source: Respondent

70 unique outcomes. 10 most frequently appearing outcomes:

Unweighted Frequencies

	Count
50	957
0	822
85	665
70	587
60	494
100	445
15	407
40	328
30	308
-2	208

ft_rvpc

Label: Feeling Thermometer: Republican Vice-Pres cand
Position: Pre-election survey, section-item no. 27-6
Description: Pre political figure and party thermometers
Question: (Looking at page [preload: prepg c] of the booklet) (How would you rate:) [preload: REP VPCNAME]
Randomization: Order political figure thermometers after Pres cand
Logic: Load the preloaded name of the Republican Vice-Presidential candidate.
Source: Respondent

61 unique outcomes. 10 most frequently appearing outcomes:

Unweighted Frequencies

	Count
50	1093
0	933
85	499
70	473
15	448
60	420
-2	378
30	363
40	352
100	263

ft_hclinton

Label: Feeling Thermometer: Hillary Clinton
Position: Pre-election survey, section-item no. 27-7
Description: Pre political figure and party thermometers
Question: (Looking at page [preload: prepg c] of the booklet) (How would you rate:) HILLARY CLINTON
Randomization: Order political figure thermometers after Pres cand
Source: Respondent

68 unique outcomes. 10 most frequently appearing outcomes:

Unweighted Frequencies

	Count
85	1033
70	801
100	759
60	693
50	619
0	410
40	348
15	281
30	278
90	127

ft_gwb

Label: Feeling Thermometer: GW Bush
Position: Pre-election survey, section-item no. 27-8
Description: Pre political figure and party thermometers
Question: (Looking at page [preload: prepg c] of the booklet) (How would you rate:) GEORGE W. BUSH
Randomization: Order political figure thermometers after Pres cand
Source: Respondent

72 unique outcomes. 10 most frequently appearing outcomes:

Unweighted Frequencies

	Count
0	1213
50	720
60	579
70	571
85	492
30	479
15	476
40	461
100	273
80	69

ft_dem

Label: Feeling Thermometer: Democratic Party
Position: Pre-election survey, section-item no. 27-11
Description: Pre political figure and party thermometers
Question: (Looking at page [preload: prepg c] of the booklet) (How would you rate:) the DEMOCRATIC PARTY
Randomization: Order of major parties
Logic: Randomize the order of the Democratic party and Republican party thermometers (after the individual figure thermometers)
Source: Respondent

70 unique outcomes. 10 most frequently appearing outcomes:

Unweighted Frequencies

	Count
50	805
85	717
70	714
60	698
100	583
0	487
40	459
30	383
15	363
80	90

ft_rep

Label: Feeling Thermometer: Republican Party
Position: Pre-election survey, section-item no. 27-12
Description: Pre political figure and party thermometers
Question: (Looking at [preload: prepg c] of the booklet) (How would you rate:) the REPUBLICAN PARTY
Randomization: Order of major parties
Source: Respondent

71 unique outcomes. 10 most frequently appearing outcomes:

Unweighted Frequencies

	Count
50	971
0	927
60	668
70	562
15	548
40	542
30	535
85	344
100	145
10	78

ptylik_likdp

Label: Is there anything R likes about Democratic Party
 Position: Pre-election survey, section-item no. 28-2
 Description: Major party likes-dislikes
 Question: Is there anything in particular that you LIKE about the Democratic party?
 Randomization: Order of major parties
 Logic: Randomize the order of the parties for the party likes-dislikes set
 Source: Respondent

Unweighted Frequencies

	F2F	Web	Total
1. Yes	1214	1867	3081
2. No	724	1985	2709
-8. Don't know	101	0	101
-9. Refused	17	8	25

Weighted Percentages

	F2F		Web		Total	
	Raw	Weights	Raw	Weights	Raw	Weights
1. Yes	59.0	54.1	48.4	43.5	52.1	47.2
2. No	35.2	40.9	51.4	56.2	45.8	50.9
-8. Don't know	4.9	4.4	0.0	0.0	1.7	1.5
-9. Refused	0.8	0.7	0.2	0.4	0.4	0.5

ptylik_lwhatdp_txt

Label: PRE: What does R like about Democratic party

2887 unique outcomes. 10 most frequently appearing outcomes:

Unweighted Frequencies

	Count
-1 Inapplicable	1993
<NULL>	843
-7 Refused	30
everything	6
They are for the middle	6
They are for the people	6
liberal	5
social issues	5
they are for the people	5
I like that the Democra	4

ptylik_disldp

Label: Is there anything R dislikes about Democratic Party
 Position: Pre-election survey, section-item no. 28-4
 Description: Major party likes-dislikes
 Question: Is there anything in particular that you DON'T LIKE about the Democratic party?
 Randomization: Order of major parties
 Source: Respondent

Unweighted Frequencies

	F2F	Web	Total
1. Yes	783	1938	2721
2. No	1156	1911	3067
-8. Don't know	99	0	99
-9. Refused	18	11	29

Weighted Percentages

	F2F		Web		Total	
	Raw	Weights	Raw	Weights	Raw	Weights
1. Yes	38.1	48.7	50.2	47.4	46.0	47.8
2. No	56.2	46.4	49.5	52.2	51.8	50.2
-8. Don't know	4.8	4.0	0.0	0.0	1.7	1.4
-9. Refused	0.9	0.9	0.3	0.4	0.5	0.6

ptylik_dwwhatdp_txt

Label: PRE: What does R dislike about the Democratic party

766 unique outcomes. 10 most frequently appearing outcomes:

Unweighted Frequencies

	Count
-1	1922
	1170
They	369
I	182
they	172
The	111
-8	94
Too	87
Their	74
too	66

ptylik_likrp

Label: Is there anything R likes about Republican Party
 Position: Pre-election survey, section-item no. 28-6
 Description: Major party likes-dislikes
 Question: Is there anything in particular that you LIKE about the Republican party?
 Randomization: Order of major parties
 Source: Respondent

Unweighted Frequencies

	F2F	Web	Total
1. Yes	720	1613	2333
2. No	1212	2238	3450
-8. Don't know	111	0	111
-9. Refused	13	9	22

Weighted Percentages

	F2F		Web		Total	
	Raw	Weights	Raw	Weights	Raw	Weights
1. Yes	35.0	45.4	41.8	39.9	39.4	41.8
2. No	58.9	49.3	58.0	59.8	58.3	56.1
-8. Don't know	5.4	4.7	0.0	0.0	1.9	1.6
-9. Refused	0.6	0.6	0.2	0.3	0.4	0.4

ptylik_lwhatrp_txt

Label: PRE: What does R like about Republican party

2236 unique outcomes. 10 most frequently appearing outcomes:

Unweighted Frequencies

	Count
-1 Inapplicable	2247
<NULL>	1336
-7 Refused	23
conservative	15
Conservative	8
more conservative	8
everything	5
less government	5
values	5
conservatism	4

ptylik_dislrp

Label: Is there anything R dislikes about Republican Party
 Position: Pre-election survey, section-item no. 28-8
 Description: Major party likes-dislikes
 Question: Is there anything in particular that you DON'T LIKE about the Republican party?
 Randomization: Order of major parties
 Source: Respondent

Unweighted Frequencies

	F2F	Web	Total
1. Yes	1137	2195	3332
2. No	781	1652	2433
-8. Don't know	119	0	119
-9. Refused	19	13	32

Weighted Percentages

	F2F		Web		Total	
	Raw	Weights	Raw	Weights	Raw	Weights
1. Yes	55.3	57.3	56.9	51.6	56.3	53.6
2. No	38.0	37.5	42.8	47.9	41.1	44.3
-8. Don't know	5.8	4.6	0.0	0.0	2.0	1.6
-9. Refused	0.9	0.7	0.3	0.4	0.5	0.5

ptylik_dwhatrp_txt

Label: PRE: What does R dislike about the Republican party

3275 unique outcomes. 10 most frequently appearing outcomes:

Unweighted Frequencies

	<u>Count</u>
-1 Inapplicable	1665
<NULL>	919
-7 Refused	28
everything	11
everything else	3
taxes	3
THEY ARE FOR THE RICH	3
Too conservative.	3
Elitist	2
Everything.	<u>2</u>

finance_finfam

Label: R living with how many family members
 Position: Pre-election survey, section-item no. 30-1
 Description: Personal financial situation
 Question: Now on another topic. How many family members are living with you?
 Source: Respondent

Unweighted Frequencies

	F2F	Web	Total
0. No family members	563	838	1401
1. One family member	504	1291	1795
2. Two family members	342	663	1005
3. Three family members	292	524	816
4. Four family members	203	292	495
5. Five or more family members	149	240	389
-8. Don't know	1	0	1
-9. Refused	2	12	14

Weighted Percentages

	F2F		Web		Total	
	Raw	Weights	Raw	Weights	Raw	Weights
0. No family members	27.4	19.4	21.7	20.6	23.7	20.2
1. One family member	24.5	28.4	33.4	30.5	30.3	29.8
2. Two family members	16.6	18.8	17.2	17.7	17.0	18.1
3. Three family members	14.2	15.7	13.6	15.1	13.8	15.3
4. Four family members	9.9	12.0	7.6	8.6	8.4	9.8
5. Five or more family members	7.2	5.7	6.2	7.0	6.6	6.6
-9. Refused	0.1	0.1	0.3	0.5	0.2	0.3

finance_finpast

Label: R better/worse off than 1 year ago
 Position: Pre-election survey, section-item no. 30-2
 Description: Personal financial situation
 Question: We are interested in how people are getting along financially these days. Would you say that [you/you and your family living here] are BETTER off or WORSE off than you were a year ago?
 Universe: IF R IS NOT LIVING AT HOME WITH FAMILY MEMBERS / IF R IS LIVING AT HOME WITH 1 OR MORE FAMILY MEMBERS:
 Logic: If FINANCE FINFAM = 0 then load 'you' If FINANCE FINFAM > 0 or in(DK,RF) or missing load 'you and your family living here'
 Web Logic: Online, omit response option 3.
 Source: Respondent

Unweighted Frequencies

	F2F	Web	Total
1. Better	938	1875	2813
2. Worse	637	1941	2578
3. The same (VOL)	466	0	466
-8. Don't know	10	0	10
-9. Refused	5	44	49

Weighted Percentages

	F2F		Web		Total	
	Raw	Weights	Raw	Weights	Raw	Weights
1. Better	45.6	41.6	48.6	47.7	47.5	45.6
2. Worse	31.0	34.3	50.3	51.2	43.6	45.3
3. The same (VOL)	22.7	23.2	0.0	0.0	7.9	8.1
-8. Don't know	0.5	0.6	0.0	0.0	0.2	0.2
-9. Refused	0.2	0.3	1.1	1.1	0.8	0.8

finance_finpastmt

Label: R how much better/worse off than 1 year ago
 Position: Pre-election survey, section-item no. 30-3
 Description: Personal financial situation
 Question: [MUCH better or SOMEWHAT better / MUCH worse or SOMEWHAT worse]?
 Universe: IF R HAS BEEN BETTER OFF IN LAST YEAR / IF R HAS BEEN WORSE OFF IN LAST YEAR:
 Logic: Ask if FINANCE FINPAST in(1,2), else skip. If FINANCE FINPAST = 1 load 'better'; if FINANCE FINPAST = 2 load 'worse' else skip.
 Web Logic: Online, bank with previous item.
 Source: Respondent

Unweighted Frequencies

	F2F	Web	Total
1. Much	478	782	1260
2. Somewhat	1093	3030	4123
-1. Inapplicable	481	44	525
-8. Don't know	4	0	4
-9. Refused	0	4	4

Weighted Percentages

	F2F		Web		Total	
	Raw	Weights	Raw	Weights	Raw	Weights
1. Much	23.2	19.9	20.3	21.5	21.3	21.0
2. Somewhat	53.2	55.8	78.5	77.2	69.7	69.8
-1. Inapplicable	23.4	24.1	1.1	1.1	8.9	9.1
-8. Don't know	0.2	0.2	0.0	0.0	0.1	0.1
-9. Refused	0.0	0.0	0.1	0.1	0.1	0.1

finance_finpast_x

Label: PRE: SUMMARY- Better or worse off than 1 year ago

Unweighted Frequencies

	F2F	Web	Total
1. Much better	287	283	570
2. Somewhat better	650	1591	2241
3. The same (VOL)	466	0	466
4. Somewhat worse	443	1439	1882
5. Much worse	191	499	690
-8. Don't know	14	0	14
-9. Refused	5	48	53

Weighted Percentages

	F2F		Web		Total	
	Raw	Weights	Raw	Weights	Raw	Weights
1. Much better	14.0	10.7	7.3	7.7	9.6	8.7
2. Somewhat better	31.6	30.9	41.2	40.1	37.9	36.9
3. The same (VOL)	22.7	23.2	0.0	0.0	7.9	8.1
4. Somewhat worse	21.5	24.9	37.3	37.2	31.8	32.9
5. Much worse	9.3	9.2	12.9	13.8	11.7	12.2
-8. Don't know	0.7	0.8	0.0	0.0	0.2	0.3
-9. Refused	0.2	0.3	1.2	1.3	0.9	0.9

finance_finnext

Label: Will R be financially better/worse off one year from now
 Position: Pre-election survey, section-item no. 30-4
 Description: Personal financial situation
 Question: Now looking ahead, do you think that a year from now [you / you and your family living here] will be BETTER OFF financially, WORSE OFF, or JUST ABOUT THE SAME as now?
 Universe: IF R IS NOT LIVING AT HOME WITH FAMILY MEMBERS / IF R IS LIVING AT HOME WITH 1 OR MORE FAMILY MEMBERS:
 Logic: If FINANCE FINFAM = 0 then load 'you'; if FINANCE FINFAM > 0 or in(DK,RF) or missing load 'you and your family living here'; else skip
 Source: Respondent

Unweighted Frequencies

	F2F	Web	Total
1. Better	937	1327	2264
2. Worse	121	549	670
3. The same	898	1966	2864
-8. Don't know	96	0	96
-9. Refused	4	18	22

Weighted Percentages

	F2F		Web		Total	
	Raw	Weights	Raw	Weights	Raw	Weights
1. Better	45.6	39.0	34.4	34.8	38.3	36.2
2. Worse	5.9	6.7	14.2	13.9	11.3	11.4
3. The same	43.7	48.7	50.9	50.8	48.4	50.0
-8. Don't know	4.7	5.3	0.0	0.0	1.6	1.8
-9. Refused	0.2	0.3	0.5	0.6	0.4	0.5

finance_finnextamt

Label: R how much better/worse off 1 year from now
 Position: Pre-election survey, section-item no. 30-5
 Description: Personal financial situation
 Question: [MUCH better or SOMEWHAT better/ MUCH worse or SOMEWHAT worse]?
 Universe: IF R THINKS WILL BE BETTER OFF A YEAR FROM NOW / IF R THINKS WILL BE WORSE OFF A YEAR FROM NOW:
 Logic: Ask if FINANCE FINNEXT in(1,2), else skip. If FINANCE FINNEXT = 1 load 'better'; If FINANCE FINNEXT = 2 load 'worse'.
 Web Logic: Online, bank with previous item.
 Source: Respondent

Unweighted Frequencies

	F2F	Web	Total
1. Much	508	625	1133
2. Somewhat	544	1250	1794
-1. Inapplicable	998	1984	2982
-8. Don't know	6	0	6
-9. Refused	0	1	1

Weighted Percentages

	F2F		Web		Total	
	Raw	Weights	Raw	Weights	Raw	Weights
1. Much	24.7	17.4	16.2	16.7	19.2	17.0
2. Somewhat	26.5	28.0	32.4	31.9	30.3	30.5
-1. Inapplicable	48.5	54.3	51.4	51.3	50.4	52.4
-8. Don't know	0.3	0.3	0.0	0.0	0.1	0.1

finance_finnext_x

Label: PRE: SUMMARY- Better or worse off 1 year from now

Unweighted Frequencies

	F2F	Web	Total
1. Much better	476	446	922
2. Somewhat better	457	880	1337
3. The same	898	1966	2864
4. Somewhat worse	87	370	457
5. Much worse	32	179	211
-8. Don't know	102	0	102
-9. Refused	4	19	23

Weighted Percentages

	F2F		Web		Total	
	Raw	Weights	Raw	Weights	Raw	Weights
1. Much better	23.2	15.8	11.6	12.0	15.6	13.3
2. Somewhat better	22.2	23.0	22.8	22.8	22.6	22.8
3. The same	43.7	48.7	50.9	50.8	48.4	50.0
4. Somewhat worse	4.2	5.0	9.6	9.1	7.7	7.7
5. Much worse	1.6	1.6	4.6	4.8	3.6	3.7
-8. Don't know	5.0	5.6	0.0	0.0	1.7	2.0
-9. Refused	0.2	0.3	0.5	0.6	0.4	0.5

health_insured

Label: Does R have health insurance
 Position: Pre-election survey, section-item no. 31.2-0.5
 Description: Personal health situation and Health Care Law
 Question: Do you presently have any kind of health insurance?
 Source: Respondent

Unweighted Frequencies

	F2F	Web	Total
1. Yes	1641	3320	4961
2. No	410	533	943
-8. Don't know	2	0	2
-9. Refused	3	7	10

Weighted Percentages

	F2F		Web		Total	
	Raw	Weights	Raw	Weights	Raw	Weights
1. Yes	79.8	84.9	86.0	85.0	83.9	85.0
2. No	19.9	14.9	13.8	14.7	15.9	14.8
-8. Don't know	0.1	0.0	0.0	0.0	0.0	0.0
-9. Refused	0.1	0.2	0.2	0.3	0.2	0.3

health_2010hcr

Label: Favor or oppose 2010 health care law
 Position: Pre-election survey, section-item no. 31.2-1
 Description: Personal health situation and Health Care Law
 Question: Do you favor, oppose, or neither favor nor oppose the health care reform law passed in 2010? This law requires all Americans to buy health insurance and requires health insurance companies to accept everyone.
 Source: Respondent

Unweighted Frequencies

	F2F	Web	Total
1. Favor	1090	1454	2544
2. Oppose	567	1433	2000
3. Neither favor nor oppose	339	965	1304
-8. Don't know	51	0	51
-9. Refused	9	8	17

Weighted Percentages

	F2F		Web		Total	
	Raw	Weights	Raw	Weights	Raw	Weights
1. Favor	53.0	43.7	37.7	34.3	43.0	37.6
2. Oppose	27.6	36.6	37.1	38.4	33.8	37.8
3. Neither favor nor oppose	16.5	17.2	25.0	27.0	22.0	23.6
-8. Don't know	2.5	2.0	0.0	0.0	0.9	0.7
-9. Refused	0.4	0.5	0.2	0.4	0.3	0.4

health_2010hcrfav

Label: Strength of support or oppose 2010 law
 Position: Pre-election survey, section-item no. 31.2-1.1
 Description: Personal health situation and Health Care Law
 Question: Do you favor that [a great deal, moderately, or a little / a little, moderately, or a great deal]?
 Universe: IF R FAVORS THE 2010 HEALTH CARE LAW:
 Logic: Ask if HLTH LAW =1, else skip.
 Source: Respondent

Unweighted Frequencies

	F2F	Web	Total
1. A great deal	565	674	1239
2. Moderately	409	658	1067
3. A little	114	121	235
-1. Inapplicable	966	2406	3372
-8. Don't know	2	0	2
-9. Refused	0	1	1

Weighted Percentages

	F2F		Web		Total	
	Raw	Weights	Raw	Weights	Raw	Weights
1. A great deal	27.5	21.5	17.5	14.7	20.9	17.1
2. Moderately	19.9	18.1	17.0	16.3	18.0	16.9
3. A little	5.5	4.2	3.1	3.2	4.0	3.6
-1. Inapplicable	47.0	56.3	62.3	65.7	57.0	62.4
-8. Don't know	0.1	0.0	0.0	0.0	0.0	0.0

health_2010hcropp

Label: Strength of support or oppose 2010 law
 Position: Pre-election survey, section-item no. 31.2-1.2
 Description: Personal health situation and Health Care Law
 Question: Do you oppose that (a great deal, moderately, or a little / a little, moderately, or a great deal)?
 Universe: IF R OPPOSES THE 2010 HEALTH CARE LAW:
 Logic: Ask if HLTH LAW =2, else skip.
 Source: Respondent

Unweighted Frequencies

	F2F	Web	Total
1. A great deal	350	961	1311
2. Moderately	168	384	552
3. A little	48	88	136
-1. Inapplicable	1489	2426	3915
-8. Don't know	1	0	1
-9. Refused	0	1	1

Weighted Percentages

	F2F		Web		Total	
	Raw	Weights	Raw	Weights	Raw	Weights
1. A great deal	17.0	22.9	24.9	24.7	22.2	24.1
2. Moderately	8.2	11.0	9.9	11.0	9.3	11.0
3. A little	2.3	2.7	2.3	2.7	2.3	2.7
-1. Inapplicable	72.4	63.4	62.8	61.5	66.2	62.2
-8. Don't know	0.0	0.1	0.0	0.0	0.0	0.0
-9. Refused	0.0	0.0	0.0	0.1	0.0	0.0

health_2010hcr_x

Label: PRE: SUMMARY- Support 2010 health care law

Unweighted Frequencies

	F2F	Web	Total
1. Favor a great deal	565	674	1239
2. Favor moderately	409	658	1067
3. Favor a little	114	121	235
4. Neither favor nor oppose	339	965	1304
5. Oppose a little	48	88	136
6. Oppose moderately	168	384	552
7. Oppose a great deal	350	960	1310
-8. Don't know	54	0	54
-9. Refused	9	10	19

Weighted Percentages

	F2F		Web		Total	
	Raw	Weights	Raw	Weights	Raw	Weights
1. Favor a great deal	27.5	21.5	17.5	14.7	20.9	17.1
2. Favor moderately	19.9	18.1	17.0	16.3	18.0	16.9
3. Favor a little	5.5	4.2	3.1	3.2	4.0	3.6
4. Neither favor nor oppose	16.5	17.2	25.0	27.0	22.0	23.6
5. Oppose a little	2.3	2.7	2.3	2.7	2.3	2.7
6. Oppose moderately	8.2	11.0	9.9	11.0	9.3	11.0
7. Oppose a great deal	17.0	22.9	24.9	24.7	22.1	24.0
-8. Don't know	2.6	2.1	0.0	0.0	0.9	0.7
-9. Refused	0.4	0.5	0.3	0.4	0.3	0.5

health_self

Label: Health of R
 Position: Pre-election survey, section-item no. 31.2-3
 Description: Personal health situation and Health Care Law
 Question: Would you say that in general your health is [excellent, very good, good, fair, or poor / poor, fair, good, very good, or excellent]?
 Source: Respondent

Unweighted Frequencies

	F2F	Web	Total
1. Excellent	343	393	736
2. Very Good	582	1305	1887
3. Good	673	1392	2065
4. Fair	351	629	980
5. Poor	102	134	236
-8. Don't know	1	0	1
-9. Refused	4	7	11

Weighted Percentages

	F2F		Web		Total	
	Raw	Weights	Raw	Weights	Raw	Weights
1. Excellent	16.7	18.1	10.2	10.8	12.4	13.4
2. Very Good	28.3	30.5	33.8	34.3	31.9	33.0
3. Good	32.7	31.7	36.1	35.3	34.9	34.0
4. Fair	17.1	14.9	16.3	15.9	16.6	15.5
5. Poor	5.0	4.5	3.5	3.4	4.0	3.8
-8. Don't know	0.0	0.1	0.0	0.0	0.0	0.0
-9. Refused	0.2	0.3	0.2	0.3	0.2	0.3

health_smoke

Label: Smoked Cigarettes
 Position: Pre-election survey, section-item no. 31.2-5
 Description: Personal health situation and Health Care Law
 Question: Have you smoked at least 100 cigarettes in your ENTIRE LIFE?
 Source: Respondent

Unweighted Frequencies

	F2F	Web	Total
1. Yes	908	1740	2648
2. No	1141	2113	3254
-8. Don't know	4	0	4
-9. Refused	3	7	10

Weighted Percentages

	F2F		Web		Total	
	Raw	Weights	Raw	Weights	Raw	Weights
1. Yes	44.2	46.5	45.1	43.5	44.8	44.6
2. No	55.5	53.2	54.7	56.2	55.0	55.1
-8. Don't know	0.2	0.1	0.0	0.0	0.1	0.1
-9. Refused	0.1	0.1	0.2	0.3	0.2	0.2

health_smokeamt

Label: If smoked, how many now
 Position: Pre-election survey, section-item no. 31.2-6
 Description: Personal health situation and Health Care Law
 Question: Do you NOW smoke cigarettes [every day, some days, or not at all / not at all, or some days or every day]?
 Universe: IF R HAS SMOKED AT LEAST 100 CIGARETTES IN R'S LIFE:
 Logic: Ask if HLTH CIG=1, else skip
 Source: Respondent

Unweighted Frequencies

	F2F	Web	Total
1. Every day	322	422	744
2. Some days	142	169	311
3. Not at all	443	1149	1592
-1. Inapplicable	1148	2120	3268
-9. Refused	1	0	1

Weighted Percentages

	F2F		Web		Total	
	Raw	Weights	Raw	Weights	Raw	Weights
1. Every day	15.7	14.8	10.9	11.5	12.6	12.6
2. Some days	6.9	5.3	4.4	4.8	5.3	5.0
3. Not at all	21.5	26.4	29.8	27.3	26.9	27.0
-1. Inapplicable	55.8	53.5	54.9	56.5	55.2	55.4

candaff_angdpc

Label: Affect for Democratic Pres cand: angry
 Position: Pre-election survey, section-item no. 31.7-2
 Description: Presidential candidate affects
 Question: [Think about [preload: DEM PCNAME]. Has [preload: dem pc-name] -- because of the kind of person he is or because of something he has done, ever made you feel: ANGRY / Has [preload: dem pcname] ever made you feel: ANGRY]
 Randomization: Order of Pres cand; order of affects
 Universe: IF ANGRY IS 1ST AFFECT FOR DEMOCRATIC PRESIDENTIAL CANDIDATE / IF ANGRY IS NOT 1ST AFFECT FOR DEMOCRATIC PRESIDENTIAL CANDIDATE :
 Logic: Randomize the order of the Presidential candidates; randomize the order of the affects within the affect set (same order for both cand). For the 1st affect, include the sentence 'Think about...' at the start of the question.
 Source: Respondent

Unweighted Frequencies

	F2F	Web	Total
1. Yes	742	1974	2716
2. No	1291	1876	3167
-8. Don't know	15	0	15
-9. Refused	8	10	18

Weighted Percentages

	F2F		Web		Total	
	Raw	Weights	Raw	Weights	Raw	Weights
1. Yes	36.1	46.5	51.1	51.1	45.9	49.5
2. No	62.8	52.5	48.6	48.6	53.5	49.9
-8. Don't know	0.7	0.5	0.0	0.0	0.3	0.2
-9. Refused	0.4	0.5	0.3	0.4	0.3	0.4

candaff_angdpcoft

Label: How often affect angry about Democratic Pres cand
Position: Pre-election survey, section-item no. 31.7-3
Description: Presidential candidate affects
Question: How often would you say you've felt angry -- [ALWAYS, MOST OF THE TIME, ABOUT HALF THE TIME, SOME OF THE TIME, or NEVER / NEVER, SOME OF THE TIME, ABOUT HALF THE TIME, MOST OF THE TIME, or ALWAYS]?
Randomization: Order of Pres cand; order of affects
Universe: IF R SAYS DEMOCRATIC PRESIDENTIAL CANDIDATE HAS MADE R FEEL ANGRY:
Logic: Ask if CANDAFF ANGDPC=1, else skip.
Source: Respondent

Unweighted Frequencies

	F2F	Web	Total
1. Always	51	209	260
2. Most of the time	158	549	707
3. About half the time	130	339	469
4. Some of the time	392	852	1244
5. Never	9	24	33
-1. Inapplicable	1314	1885	3199
-8. Don't know	1	0	1
-9. Refused	1	2	3

Weighted Percentages

	F2F		Web		Total	
	Raw	Weights	Raw	Weights	Raw	Weights
1. Always	2.5	3.2	5.4	5.6	4.4	4.7
2. Most of the time	7.7	12.5	14.2	14.1	12.0	13.6
3. About half the time	6.3	8.6	8.8	9.6	7.9	9.2
4. Some of the time	19.1	21.7	22.1	21.4	21.0	21.5
5. Never	0.4	0.4	0.6	0.4	0.6	0.4
-1. Inapplicable	63.9	53.5	48.8	48.9	54.1	50.5
-9. Refused	0.0	0.0	0.1	0.0	0.1	0.0

candaff_hpdp

Label: Affect for Democratic Pres cand: hopeful
 Position: Pre-election survey, section-item no. 31.7-4
 Description: Presidential candidate affects
 Question: [Think about [preload: DEM PCNAME]. Has [preload: dem pc-name] -- because of the kind of person he is or because of something he has done, ever made you feel: HOPEFUL / Has [preload: dem pcname] ever made you feel: HOPEFUL]
 Randomization: Order of Pres cand; order of affects
 Universe: IF HOPEFUL IS 1ST AFFECT FOR DEMOCRATIC PRESIDENTIAL CANDIDATE / IF HOPEFUL IS NOT 1ST AFFECT FOR DEMOCRATIC PRESIDENTIAL CANDIDATE :
 Source: Respondent

Unweighted Frequencies

	F2F	Web	Total
1. Yes	1478	2164	3642
2. No	561	1686	2247
-8. Don't know	13	0	13
-9. Refused	4	10	14

Weighted Percentages

	F2F		Web		Total	
	Raw	Weights	Raw	Weights	Raw	Weights
1. Yes	71.9	65.4	56.1	54.4	61.6	58.3
2. No	27.3	33.5	43.7	45.2	38.0	41.2
-8. Don't know	0.6	0.8	0.0	0.0	0.2	0.3
-9. Refused	0.2	0.3	0.3	0.4	0.2	0.3

candaff_hpdpcoft

Label: How often affect hopeful about Democratic Pres cand
Position: Pre-election survey, section-item no. 31.7-5
Description: Presidential candidate affects
Question: How often would you say you've felt hopeful -- [ALWAYS, MOST OF THE TIME, ABOUT HALF THE TIME, SOME OF THE TIME, or NEVER / NEVER, SOME OF THE TIME, ABOUT HALF THE TIME, MOST OF THE TIME, or ALWAYS]?
Randomization: Order of Pres cand; order of affects
Universe: IF R SAYS DEMOCRATIC PRESIDENTIAL CANDIDATE HAS MADE R FEEL HOPEFUL:
Logic: Ask if CANDAFF HPDPC=1, else skip.
Source: Respondent

Unweighted Frequencies

	F2F	Web	Total
1. Always	283	221	504
2. Most of the time	471	734	1205
3. About half the time	262	481	743
4. Some of the time	456	711	1167
5. Never	2	15	17
-1. Inapplicable	578	1696	2274
-8. Don't know	3	0	3
-9. Refused	1	2	3

Weighted Percentages

	F2F		Web		Total	
	Raw	Weights	Raw	Weights	Raw	Weights
1. Always	13.8	7.5	5.7	5.3	8.5	6.0
2. Most of the time	22.9	20.1	19.0	16.8	20.4	18.0
3. About half the time	12.7	12.1	12.5	12.3	12.6	12.2
4. Some of the time	22.2	25.4	18.4	19.5	19.7	21.5
5. Never	0.1	0.1	0.4	0.5	0.3	0.4
-1. Inapplicable	28.1	34.6	43.9	45.6	38.4	41.7
-8. Don't know	0.1	0.2	0.0	0.0	0.1	0.1
-9. Refused	0.0	0.1	0.1	0.0	0.1	0.1

candaff_afrdpc

Label: Affect for Democratic Pres cand: afraid
 Position: Pre-election survey, section-item no. 31.7-6
 Description: Presidential candidate affects
 Question: [Think about [preload: DEM PCNAME]. Has [preload: dem pc-name] -- because of the kind of person he is or because of something he has done, ever made you feel: AFRAID / Has [preload: dem pcname] ever made you feel: AFRAID]
 Randomization: Order of Pres cand; order of affects
 Universe: IF AFRAID IS 1ST AFFECT FOR DEMOCRATIC PRESIDENTIAL CANDIDATE / IF AFRAID IS NOT 1ST AFFECT FOR DEMOCRATIC PRESIDENTIAL CANDIDATE :
 Source: Respondent

Unweighted Frequencies

	F2F	Web	Total
1. Yes	442	1401	1843
2. No	1597	2446	4043
-8. Don't know	11	0	11
-9. Refused	6	13	19

Weighted Percentages

	F2F		Web		Total	
	Raw	Weights	Raw	Weights	Raw	Weights
1. Yes	21.5	29.3	36.3	36.8	31.2	34.2
2. No	77.7	69.5	63.4	62.6	68.3	65.0
-8. Don't know	0.5	0.7	0.0	0.0	0.2	0.2
-9. Refused	0.3	0.4	0.3	0.6	0.3	0.5

candaff_afrdpcoft

Label: How often affect afraid about Democratic Pres cand
Position: Pre-election survey, section-item no. 31.7-7
Description: Presidential candidate affects
Question: How often would you say you've felt afraid -- [ALWAYS, MOST OF THE TIME, ABOUT HALF THE TIME, SOME OF THE TIME, or NEVER / NEVER, SOME OF THE TIME, ABOUT HALF THE TIME, MOST OF THE TIME, or ALWAYS]?
Randomization: Order of Pres cand; order of affects
Universe: IF R SAYS DEMOCRATIC PRESIDENTIAL CANDIDATE HAS MADE R FEEL AFRAID:
Logic: Ask if CANDAFF AFRDPC=1, else skip.
Source: Respondent

Unweighted Frequencies

	F2F	Web	Total
1. Always	44	202	246
2. Most of the time	92	439	531
3. About half the time	74	254	328
4. Some of the time	229	489	718
5. Never	2	16	18
-1. Inapplicable	1614	2459	4073
-8. Don't know	1	0	1
-9. Refused	0	1	1

Weighted Percentages

	F2F		Web		Total	
	Raw	Weights	Raw	Weights	Raw	Weights
1. Always	2.1	3.1	5.2	5.1	4.2	4.4
2. Most of the time	4.5	6.2	11.4	10.9	9.0	9.2
3. About half the time	3.6	5.1	6.6	7.2	5.5	6.5
4. Some of the time	11.1	14.8	12.7	13.2	12.1	13.8
5. Never	0.1	0.0	0.4	0.4	0.3	0.3
-1. Inapplicable	78.5	70.7	63.7	63.2	68.8	65.8
-8. Don't know	0.0	0.1	0.0	0.0	0.0	0.0

candaff_prddpc

Label: Affect for Democratic Pres cand: proud
 Position: Pre-election survey, section-item no. 31.7-8
 Description: Presidential candidate affects
 Question: [Think about [preload: DEM PCNAME]. Has [preload: dem pc-name] -- because of the kind of person he is or because of something he has done, ever made you feel: PROUD / Has [preload: dem pcname] ever made you feel: PROUD]
 Randomization: Order of Pres cand; order of affects
 Universe: IF PROUD IS 1ST AFFECT FOR DEMOCRATIC PRESIDENTIAL CANDIDATE / IF PROUD IS NOT 1ST AFFECT FOR DEMOCRATIC PRESIDENTIAL CANDIDATE :
 Source: Respondent

Unweighted Frequencies

	F2F	Web	Total
1. Yes	1412	2013	3425
2. No	615	1835	2450
-8. Don't know	26	0	26
-9. Refused	3	12	15

Weighted Percentages

	F2F		Web		Total	
	Raw	Weights	Raw	Weights	Raw	Weights
1. Yes	68.7	60.2	52.2	50.0	57.9	53.6
2. No	29.9	38.2	47.5	49.5	41.4	45.6
-8. Don't know	1.3	1.4	0.0	0.0	0.4	0.5
-9. Refused	0.1	0.2	0.3	0.4	0.3	0.3

candaff_prddpcoft

Label: How often affect proud about Democratic Pres cand
Position: Pre-election survey, section-item no. 31.7-9
Description: Presidential candidate affects
Question: How often would you say you've felt proud -- [ALWAYS, MOST OF THE TIME, ABOUT HALF THE TIME, SOME OF THE TIME, or NEVER / NEVER, SOME OF THE TIME, ABOUT HALF THE TIME, MOST OF THE TIME, or ALWAYS]?
Randomization: Order of Pres cand; order of affects
Universe: IF R SAYS DEMOCRATIC PRESIDENTIAL CANDIDATE HAS MADE R FEEL PROUD:
Logic: Ask if CANDAFF PRDDPC=1, else skip.
Source: Respondent

Unweighted Frequencies

	F2F	Web	Total
1. Always	336	274	610
2. Most of the time	471	765	1236
3. About half the time	182	323	505
4. Some of the time	417	641	1058
5. Never	3	7	10
-1. Inapplicable	644	1847	2491
-8. Don't know	1	0	1
-9. Refused	2	3	5

Weighted Percentages

	F2F		Web		Total	
	Raw	Weights	Raw	Weights	Raw	Weights
1. Always	16.3	9.1	7.1	6.3	10.3	7.3
2. Most of the time	22.9	19.4	19.8	17.5	20.9	18.2
3. About half the time	8.9	7.9	8.4	8.4	8.5	8.2
4. Some of the time	20.3	23.6	16.6	17.5	17.9	19.6
5. Never	0.1	0.0	0.2	0.2	0.2	0.2
-1. Inapplicable	31.3	39.8	47.8	50.0	42.1	46.4
-8. Don't know	0.0	0.1	0.0	0.0	0.0	0.1
-9. Refused	0.1	0.1	0.1	0.1	0.1	0.1

candaff_angrpc

Label: Affect for Republican Pres cand: angry
 Position: Pre-election survey, section-item no. 31.7-10
 Description: Presidential candidate affects
 Question: [Think about [preload: REP PCNAME]. Has [preload: rep pcname] -- because of the kind of person he is or because of something he has done, ever made you feel: ANGRY / Has [preload: rep pcname] ever made you feel: ANGRY]
 Randomization: Order of Pres cand; order of affects
 Universe: IF ANGRY IS 1ST AFFECT FOR REPUBLICAN PRESIDENTIAL CANDIDATE / IF ANGRY IS NOT 1ST AFFECT FOR REPUBLICAN PRESIDENTIAL CANDIDATE :
 Logic: For the 1st affect, include the sentence 'Think about...' at the start of the question.
 Source: Respondent

Unweighted Frequencies

	F2F	Web	Total
1. Yes	898	1668	2566
2. No	1109	2183	3292
-8. Don't know	38	0	38
-9. Refused	11	9	20

Weighted Percentages

	F2F		Web		Total	
	Raw	Weights	Raw	Weights	Raw	Weights
1. Yes	43.7	37.4	43.2	42.3	43.4	40.6
2. No	53.9	60.3	56.6	57.4	55.6	58.4
-8. Don't know	1.8	1.7	0.0	0.0	0.6	0.6
-9. Refused	0.5	0.6	0.2	0.3	0.3	0.5

candaff_angrpcoft

Label: How often affect angry about Republican Pres cand
 Position: Pre-election survey, section-item no. 31.7-11
 Description: Presidential candidate affects
 Question: How often would you say you've felt angry -- [ALWAYS, MOST OF THE TIME, ABOUT HALF THE TIME, SOME OF THE TIME, or NEVER / NEVER, SOME OF THE TIME, ABOUT HALF THE TIME, MOST OF THE TIME, or ALWAYS]?
 Randomization: Order of Pres cand; order of affects
 Universe: IF R SAYS REPUBLICAN PRESIDENTIAL CANDIDATE HAS MADE R FEEL ANGRY:
 Logic: Ask if CANDAFF ANGRPC=1, else skip.
 Source: Respondent

Unweighted Frequencies

	F2F	Web	Total
1. Always	173	213	386
2. Most of the time	235	545	780
3. About half the time	132	265	397
4. Some of the time	352	630	982
5. Never	5	14	19
-1. Inapplicable	1158	2192	3350
-8. Don't know	1	0	1
-9. Refused	0	1	1

Weighted Percentages

	F2F		Web		Total	
	Raw	Weights	Raw	Weights	Raw	Weights
1. Always	8.4	6.3	5.5	5.8	6.5	6.0
2. Most of the time	11.4	8.8	14.1	12.7	13.2	11.3
3. About half the time	6.4	4.9	6.9	7.3	6.7	6.4
4. Some of the time	17.1	17.0	16.3	16.3	16.6	16.5
5. Never	0.2	0.4	0.4	0.2	0.3	0.3
-1. Inapplicable	56.3	62.6	56.8	57.7	56.6	59.4

candaff_hprpc

Label: Affect for Republican Pres cand: hopeful
 Position: Pre-election survey, section-item no. 31.7-12
 Description: Presidential candidate affects
 Question: [Think about [preload: REP PCNAME]. Has [preload: rep pcname] -- because of the kind of person he is or because of something he has done, ever made you feel: HOPEFUL / Has [preload: rep pcname] ever made you feel: HOPEFUL]
 Randomization: Order of Pres cand; order of affects
 Universe: IF HOPEFUL IS 1ST AFFECT FOR REPUBLICAN PRESIDENTIAL CANDIDATE / IF HOPEFUL IS NOT 1ST AFFECT FOR REPUBLICAN PRESIDENTIAL CANDIDATE :
 Source: Respondent

Unweighted Frequencies

	F2F	Web	Total
1. Yes	615	1505	2120
2. No	1386	2343	3729
-8. Don't know	49	0	49
-9. Refused	6	12	18

Weighted Percentages

	F2F		Web		Total	
	Raw	Weights	Raw	Weights	Raw	Weights
1. Yes	29.9	40.3	39.0	39.1	35.8	39.5
2. No	67.4	57.3	60.7	60.5	63.0	59.4
-8. Don't know	2.4	1.9	0.0	0.0	0.8	0.6
-9. Refused	0.3	0.6	0.3	0.4	0.3	0.5

candaff_hprpcoft

Label: How often affect hopeful about Republican Pres cand
Position: Pre-election survey, section-item no. 31.7-13
Description: Presidential candidate affects
Question: How often would you say you've felt hopeful -- [ALWAYS, MOST OF THE TIME, ABOUT HALF THE TIME, SOME OF THE TIME, or NEVER / NEVER, SOME OF THE TIME, ABOUT HALF THE TIME, MOST OF THE TIME, or ALWAYS]?
Randomization: Order of Pres cand; order of affects
Universe: IF R SAYS REPUBLICAN PRESIDENTIAL CANDIDATE HAS MADE R FEEL HOPEFUL:
Logic: Ask if CANDAFF HPRPC=1, else skip.
Source: Respondent

Unweighted Frequencies

	F2F	Web	Total
1. Always	61	113	174
2. Most of the time	183	602	785
3. About half the time	123	316	439
4. Some of the time	237	466	703
5. Never	7	6	13
-1. Inapplicable	1441	2355	3796
-8. Don't know	3	0	3
-9. Refused	1	2	3

Weighted Percentages

	F2F		Web		Total	
	Raw	Weights	Raw	Weights	Raw	Weights
1. Always	3.0	3.6	2.9	3.2	2.9	3.4
2. Most of the time	8.9	13.8	15.6	14.6	13.3	14.3
3. About half the time	6.0	8.9	8.2	8.5	7.4	8.7
4. Some of the time	11.5	13.5	12.1	12.6	11.9	12.9
5. Never	0.3	0.2	0.2	0.1	0.2	0.1
-1. Inapplicable	70.1	59.7	61.0	60.9	64.2	60.5
-8. Don't know	0.1	0.2	0.0	0.0	0.1	0.1
-9. Refused	0.0	0.1	0.1	0.0	0.1	0.1

candaff_afrrpc

Label: Affect for Republican Pres cand: afraid
 Position: Pre-election survey, section-item no. 31.7-14
 Description: Presidential candidate affects
 Question: [Think about [preload: REP PCNAME]. Has [preload: rep pcname] -- because of the kind of person he is or because of something he has done, ever made you feel: AFRAID / Has [preload: rep pcname] ever made you feel: AFRAID]
 Randomization: Order of Pres cand; order of affects
 Universe: IF AFRAID IS 1ST AFFECT FOR REPUBLICAN PRESIDENTIAL CANDIDATE / IF AFRAID IS NOT 1ST AFFECT FOR REPUBLICAN PRESIDENTIAL CANDIDATE :
 Source: Respondent

Unweighted Frequencies

	F2F	Web	Total
1. Yes	630	1339	1969
2. No	1387	2510	3897
-8. Don't know	32	0	32
-9. Refused	7	11	18

Weighted Percentages

	F2F		Web		Total	
	Raw	Weights	Raw	Weights	Raw	Weights
1. Yes	30.6	25.9	34.7	33.2	33.3	30.7
2. No	67.5	72.3	65.0	66.4	65.9	68.5
-8. Don't know	1.6	1.4	0.0	0.0	0.5	0.5
-9. Refused	0.3	0.4	0.3	0.4	0.3	0.4

candaff_afrrpcft

Label: How often affect afraid about Republican Pres cand
 Position: Pre-election survey, section-item no. 31.7-15
 Description: Presidential candidate affects
 Question: How often would you say you've felt afraid -- [ALWAYS, MOST OF THE TIME, ABOUT HALF THE TIME, SOME OF THE TIME, or NEVER / NEVER, SOME OF THE TIME, ABOUT HALF THE TIME, MOST OF THE TIME, or ALWAYS]?
 Randomization: Order of Pres cand; order of affects
 Universe: IF R SAYS REPUBLICAN PRESIDENTIAL CANDIDATE HAS MADE R FEEL AFRAID:
 Logic: Ask if CANDAFF AFRRPC=1, else skip.
 Source: Respondent

Unweighted Frequencies

	F2F	Web	Total
1. Always	146	190	336
2. Most of the time	159	397	556
3. About half the time	83	247	330
4. Some of the time	232	496	728
5. Never	10	10	20
-1. Inapplicable	1426	2520	3946

Weighted Percentages

	F2F		Web		Total	
	Raw	Weights	Raw	Weights	Raw	Weights
1. Always	7.1	5.3	4.9	4.9	5.7	5.1
2. Most of the time	7.7	6.4	10.3	9.0	9.4	8.1
3. About half the time	4.0	3.4	6.4	6.7	5.6	5.5
4. Some of the time	11.3	10.5	12.8	12.5	12.3	11.8
5. Never	0.5	0.3	0.3	0.2	0.3	0.2
-1. Inapplicable	69.4	74.1	65.3	66.8	66.7	69.3

candaff_prdrpc

Label: Affect for Republican Pres cand: proud
 Position: Pre-election survey, section-item no. 31.7-16
 Description: Presidential candidate affects
 Question: [Think about [preload: REP PCNAME]. Has [preload: rep pcname] -- because of the kind of person he is or because of something he has done, ever made you feel: PROUD / Has [preload: rep pcname] ever made you feel: PROUD]
 Randomization: Order of Pres cand; order of affects
 Universe: IF PROUD IS 1ST AFFECT FOR REPUBLICAN PRESIDENTIAL CANDIDATE / IF PROUD IS NOT 1ST AFFECT FOR REPUBLICAN PRESIDENTIAL CANDIDATE :
 Source: Respondent

Unweighted Frequencies

	F2F	Web	Total
1. Yes	369	1100	1469
2. No	1616	2746	4362
-8. Don't know	63	0	63
-9. Refused	8	14	22

Weighted Percentages

	F2F		Web		Total	
	Raw	Weights	Raw	Weights	Raw	Weights
1. Yes	17.9	25.2	28.5	28.4	24.8	27.3
2. No	78.6	70.8	71.1	71.2	73.7	71.1
-8. Don't know	3.1	3.6	0.0	0.0	1.1	1.3
-9. Refused	0.4	0.4	0.4	0.4	0.4	0.4

candaff_prdrpcoft

Label: How often affect proud about Republican Pres cand
Position: Pre-election survey, section-item no. 31.7-17
Description: Presidential candidate affects
Question: How often would you say you've felt proud -- [ALWAYS, MOST OF THE TIME, ABOUT HALF THE TIME, SOME OF THE TIME, or NEVER / NEVER, SOME OF THE TIME, ABOUT HALF THE TIME, MOST OF THE TIME, or ALWAYS]?
Randomization: Order of Pres cand; order of affects
Universe: IF R SAYS REPUBLICAN PRESIDENTIAL CANDIDATE HAS MADE R FEEL PROUD:
Logic: Ask if CANDAFF PRDRPC=1, else skip.
Source: Respondent

Unweighted Frequencies

	F2F	Web	Total
1. Always	35	100	135
2. Most of the time	132	456	588
3. About half the time	55	207	262
4. Some of the time	142	332	474
5. Never	3	3	6
-1. Inapplicable	1687	2760	4447
-8. Don't know	1	0	1
-9. Refused	1	2	3

Weighted Percentages

	F2F		Web		Total	
	Raw	Weights	Raw	Weights	Raw	Weights
1. Always	1.7	2.3	2.6	2.6	2.3	2.5
2. Most of the time	6.4	9.8	11.8	11.3	9.9	10.7
3. About half the time	2.7	4.3	5.4	5.5	4.4	5.1
4. Some of the time	6.9	8.7	8.6	8.8	8.0	8.8
5. Never	0.1	0.0	0.1	0.1	0.1	0.1
-1. Inapplicable	82.1	74.8	71.5	71.6	75.2	72.7
-8. Don't know	0.0	0.1	0.0	0.0	0.0	0.0
-9. Refused	0.0	0.1	0.1	0.1	0.1	0.1

libcpre_self

Label: 7pt scale Liberal/conservative self-placement
Position: Pre and Post-election survey, section-item no. 32-2
Description: Liberal-conservative placement
Question: Where would you place YOURSELF on this scale, or haven't you thought much about this?
Web Logic: Online, bank with previous item.
Source: Respondent

Unweighted Frequencies

	F2F	Web	Total
1. Extremely liberal	71	124	195
2. Liberal	206	432	638
3. Slightly liberal	191	450	641
4. Moderate; middle of the road	479	1351	1830
5. Slightly conservative	227	562	789
6. Conservative	235	766	1001
7. Extremely conservative	57	151	208
-2. Haven't thought much about this	556	0	556
-8. Don't know	26	0	26
-9. Refused	8	24	32

Weighted Percentages

	F2F		Web		Total	
	Raw	Weights	Raw	Weights	Raw	Weights
1. Extremely liberal	3.5	2.3	3.2	3.2	3.3	2.9
2. Liberal	10.0	10.0	11.2	10.3	10.8	10.2
3. Slightly liberal	9.3	8.8	11.7	11.7	10.8	10.7
4. Moderate; middle of the road	23.3	23.5	35.0	35.6	30.9	31.4
5. Slightly conservative	11.0	13.1	14.6	14.8	13.3	14.2
6. Conservative	11.4	15.4	19.8	18.9	16.9	17.7
7. Extremely conservative	2.8	3.6	3.9	4.5	3.5	4.2
-2. Haven't thought much about this	27.0	22.0	0.0	0.0	9.4	7.6
-8. Don't know	1.3	0.9	0.0	0.0	0.4	0.3
-9. Refused	0.4	0.4	0.6	0.9	0.5	0.7

libcpre_choose

Label: If R had to choose liberal or conservative self-placemt
 Position: Pre and Post-election survey, section-item no. 32-3
 Description: Liberal-conservative placement
 Question: If you had to choose, would you consider yourself a LIBERAL or a CONSERVATIVE?
 Universe: IF LIBERAL-CONSERVATIVE SELF-PLACEMENT IS MODERATE, DK, OR HAVEN'T THOUGHT:
 Logic: Ask if LIBCPRE LCSELF in(4,DK,RF,99) else skip
 Web Logic: Online, do not display ♦VOL♦ with response option 3; display ♦Moderate♦.
 Source: Respondent

Unweighted Frequencies

	F2F	Web	Total
1. Liberal	351	142	493
2. Conservative	393	254	647
3. Moderate (VOL)	159	956	1115
-1. Inapplicable	987	2485	3472
-8. Don't know	150	0	150
-9. Refused	16	23	39

Weighted Percentages

	F2F		Web		Total	
	Raw	Weights	Raw	Weights	Raw	Weights
1. Liberal	17.1	15.7	3.7	4.1	8.3	8.1
2. Conservative	19.1	17.4	6.6	7.2	10.9	10.8
3. Moderate (VOL)	7.7	6.8	24.8	24.4	18.8	18.3
-1. Inapplicable	48.0	53.2	64.4	63.4	58.7	59.9
-8. Don't know	7.3	6.2	0.0	0.0	2.5	2.2
-9. Refused	0.8	0.7	0.6	0.8	0.7	0.8

libcpre_dpc

Label: 7pt scale liberal/conservative - Dem Pres cand
Position: Pre-election survey, section-item no. 32-4
Description: Liberal-conservative placement
Question: (Still looking at page [preload: prepg d]) Where would you place [preload: DEM PCNAME] on this scale?
Randomization: Order of Pres cand
Logic: Randomize the order of the liberal-conservative placements for the Presidential candidates.
Web Logic: Online, omit the text '(Still looking at page [preload: prepg d])'.
Source: Respondent

Unweighted Frequencies

	F2F	Web	Total
1. Extremely liberal	359	1130	1489
2. Liberal	503	1029	1532
3. Slightly liberal	277	666	943
4. Moderate; middle of the road	353	656	1009
5. Slightly conservative	107	147	254
6. Conservative	146	125	271
7. Extremely conservative	122	62	184
-8. Don't know	178	0	178
-9. Refused	11	45	56

Weighted Percentages

	F2F		Web		Total	
	Raw	Weights	Raw	Weights	Raw	Weights
1. Extremely liberal	17.5	21.7	29.3	28.8	25.2	26.3
2. Liberal	24.5	28.5	26.7	27.0	25.9	27.5
3. Slightly liberal	13.5	14.4	17.3	15.5	15.9	15.1
4. Moderate; middle of the road	17.2	15.5	17.0	17.4	17.1	16.8
5. Slightly conservative	5.2	3.5	3.8	4.1	4.3	3.9
6. Conservative	7.1	5.2	3.2	3.4	4.6	4.0
7. Extremely conservative	5.9	3.1	1.6	2.0	3.1	2.4
-8. Don't know	8.7	7.6	0.0	0.0	3.0	2.6
-9. Refused	0.5	0.6	1.2	1.7	0.9	1.3

libcpre_rpc

Label: 7pt scale liberal/conservative - Rep Pres cand
Position: Pre-election survey, section-item no. 32-5
Description: Liberal-conservative placement
Question: (Still looking at page [preload: prepg d]) Where would you place [preload: REP PCNAME] on this scale?
Randomization: Order of Pres cand
Web Logic: Online, omit the text '(Still looking at page [preload: prepg d])'.
Source: Respondent

Unweighted Frequencies

	F2F	Web	Total
1. Extremely liberal	106	176	282
2. Liberal	125	174	299
3. Slightly liberal	140	177	317
4. Moderate; middle of the road	229	513	742
5. Slightly conservative	229	611	840
6. Conservative	592	1418	2010
7. Extremely conservative	376	736	1112
-8. Don't know	243	0	243
-9. Refused	16	55	71

Weighted Percentages

	F2F		Web		Total	
	Raw	Weights	Raw	Weights	Raw	Weights
1. Extremely liberal	5.2	3.3	4.6	4.7	4.8	4.2
2. Liberal	6.1	4.7	4.5	5.1	5.1	5.0
3. Slightly liberal	6.8	6.0	4.6	4.8	5.4	5.2
4. Moderate; middle of the road	11.1	10.5	13.3	14.7	12.5	13.2
5. Slightly conservative	11.1	13.4	15.8	14.7	14.2	14.2
6. Conservative	28.8	35.8	36.7	36.2	34.0	36.1
7. Extremely conservative	18.3	15.4	19.1	17.8	18.8	17.0
-8. Don't know	11.8	10.2	0.0	0.0	4.1	3.5
-9. Refused	0.8	0.7	1.4	2.0	1.2	1.6

libcpre_ptyd

Label: 7pt scale liberal/conservative Dem party
Position: Pre-election survey, section-item no. 32-6
Description: Liberal-conservative placement
Question: (Still looking at page [preload: prepg d]) Where would you place the DEMOCRATIC PARTY on this scale?
Randomization: Order of major parties
Logic: Randomize the order of the liberal-conservative placements for the major parties.
Web Logic: Online, omit the text '(Still looking at page [preload: prepg d])'.
Source: Respondent

Unweighted Frequencies

	F2F	Web	Total
1. Extremely liberal	277	946	1223
2. Liberal	617	1305	1922
3. Slightly liberal	294	633	927
4. Moderate; middle of the road	306	597	903
5. Slightly conservative	145	153	298
6. Conservative	144	125	269
7. Extremely conservative	79	55	134
-8. Don't know	184	0	184
-9. Refused	10	46	56

Weighted Percentages

	F2F		Web		Total	
	Raw	Weights	Raw	Weights	Raw	Weights
1. Extremely liberal	13.5	16.1	24.5	25.3	20.7	22.1
2. Liberal	30.0	34.6	33.8	31.9	32.5	32.8
3. Slightly liberal	14.3	16.1	16.4	15.4	15.7	15.7
4. Moderate; middle of the road	14.9	13.3	15.5	15.8	15.3	14.9
5. Slightly conservative	7.1	4.9	4.0	4.0	5.0	4.3
6. Conservative	7.0	5.1	3.2	3.6	4.5	4.1
7. Extremely conservative	3.8	2.1	1.4	2.0	2.3	2.1
-8. Don't know	8.9	7.3	0.0	0.0	3.1	2.5
-9. Refused	0.5	0.5	1.2	1.8	0.9	1.4

libcpre_ptyr

Label: 7pt scale liberal/conservative Rep party
Position: Pre-election survey, section-item no. 32-7
Description: Liberal-conservative placement
Question: (Still looking at page [preload: prepg d]) Where would you place the REPUBLICAN PARTY on this scale?
Randomization: Order of major parties
Web Logic: Online, omit the text '(Still looking at page [preload: prepg d])'.
Source: Respondent

Unweighted Frequencies

	F2F	Web	Total
1. Extremely liberal	91	149	240
2. Liberal	118	169	287
3. Slightly liberal	129	173	302
4. Moderate; middle of the road	235	495	730
5. Slightly conservative	222	511	733
6. Conservative	585	1201	1786
7. Extremely conservative	467	1110	1577
-8. Don't know	196	0	196
-9. Refused	13	52	65

Weighted Percentages

	F2F		Web		Total	
	Raw	Weights	Raw	Weights	Raw	Weights
1. Extremely liberal	4.4	2.6	3.9	4.4	4.1	3.7
2. Liberal	5.7	4.3	4.4	4.8	4.9	4.6
3. Slightly liberal	6.3	6.1	4.5	4.8	5.1	5.2
4. Moderate; middle of the road	11.4	11.0	12.8	14.5	12.3	13.3
5. Slightly conservative	10.8	12.9	13.2	12.7	12.4	12.8
6. Conservative	28.5	33.2	31.1	30.8	30.2	31.6
7. Extremely conservative	22.7	21.7	28.8	26.0	26.7	24.5
-8. Don't know	9.5	7.6	0.0	0.0	3.3	2.6
-9. Refused	0.6	0.6	1.3	2.0	1.1	1.5

divgov_splitgov

Label: Party Control or split government
 Position: Pre-election survey, section-item no. 32.3-1
 Description: Divided Government
 Question: Do you think it is better when ONE PARTY CONTROLS both the presidency and Congress, better when CONTROL IS SPLIT between the Democrats and Republicans, or DOESN'T IT MATTER?
 Source: Respondent

Unweighted Frequencies

	F2F	Web	Total
1. Better when one party controls both	515	1065	1580
2. Better when control is split	1029	1733	2762
3. It doesn't matter	451	1040	1491
-8. Don't know	51	0	51
-9. Refused	10	22	32

Weighted Percentages

	F2F		Web		Total	
	Raw	Weights	Raw	Weights	Raw	Weights
1. Better when one party controls both	25.0	23.9	27.6	26.1	26.7	25.4
2. Better when control is split	50.0	52.6	44.9	45.4	46.7	47.9
3. It doesn't matter	21.9	20.9	26.9	27.6	25.2	25.3
-8. Don't know	2.5	2.0	0.0	0.0	0.9	0.7
-9. Refused	0.5	0.6	0.6	0.9	0.5	0.8

likelypct_howlikvt1

Label: [1/2 SAMPLE 2A] How likely is it that R will vote in Nov
Position: Pre-election survey, section-item no. 33-1
Description: Likelihood/percent chance that R will vote
Question: How likely is it that you will vote in the general election this November? [extremely likely, very likely, moderately likely, slightly likely, or not likely at all / not likely at all, slightly likely, moderately likely, very likely, or extremely likely]?
Universe: IF R HAS NOT INDICATED DEFINITELY VOTED EARLY IN THE 2012 ELECTIONS: IF R SELECTED FOR VOTE LIKELIHOOD 2A HERE AND VOTE PERCENT 2B LATER IN IW:
Logic: Module LIKELYPCT and later module PCTLIKELY both include the same 2 questions, however by 1/2 samples Respondents are randomly assigned to be administered 1 of the questions in module LIKELYPCT and the remaining question in module PCTLIKELY. If in module LIKELYPCT R is administered LIKELYPCT HOWLIKVT1 then R is later administered PCTLIKELY WHATPCT2; if R is administered LIKELYPCT WHATPCT1 then R is later administered PCTLIKELY HOWLIKVT2. Variable likvt determines whether the likelihood question is asked first (1=yes, 0=no). Ask if PREVOTE HOWVOTE not in(1,2,3) and likvt=1, else skip.
Source: Respondent

Unweighted Frequencies

	F2F	Web	Total
1. Extremely likely	597	1453	2050
2. Very likely	136	189	325
3. Moderately likely	72	94	166
4. Slightly likely	56	74	130
5. Not likely at all	138	126	264
-1. Inapplicable	1053	1921	2974
-8. Don't know	2	0	2
-9. Refused	2	3	5

Weighted Percentages

	F2F		Web		Total	
	Raw	Weights	Raw	Weights	Raw	Weights
1. Extremely likely	29.0	30.5	37.6	34.1	34.7	32.9
2. Very likely	6.6	7.2	4.9	5.8	5.5	6.3
3. Moderately likely	3.5	3.0	2.4	3.1	2.8	3.0
4. Slightly likely	2.7	2.2	1.9	2.5	2.2	2.4
5. Not likely at all	6.7	6.3	3.3	4.5	4.5	5.1
-1. Inapplicable	51.2	50.7	49.8	49.9	50.3	50.2
-8. Don't know	0.1	0.1	0.0	0.0	0.0	0.0
-9. Refused	0.1	0.1	0.1	0.1	0.1	0.1

likelypct_whatpct1

Label: [1/2 SAMPLE 2B] What is percent chance R will vote in Nov
Position: Pre-election survey, section-item no. 33-2
Description: Likelihood/percent chance that R will vote
Question: What is the percent chance that you will vote in the general election this November? You can answer with any number between 0 and 100 where 0 means no chance, 45-55 means a fairly even chance, and 100 means you are absolutely certain.
Universe: IF R HAS NOT INDICATED DEFINITELY VOTED EARLY IN THE 2012 ELECTIONS: IF R SELECTED FOR VOTE PERCENT 2B HERE AND VOTE LIKELIHOOD 2A LATER IN IW:
Logic: Ask if PREVOTE HOWVOTE not in(1,2,3) and likvt=0, else skip.
Source: Respondent

44 unique outcomes. 10 most frequently appearing outcomes:

Unweighted Frequencies

	Count
-1	3055
100	2076
0	220
50	93
90	73
99	48
45	45
80	42
95	35
55	33

campfin_limcorp

Label: Should gov be able to limit corporate contributions
 Position: Pre-election survey, section-item no. 33.1-1
 Description: Campaign finance regulation
 Question: Do you FAVOR, OPPOSE, or NEITHER FAVOR NOR OPPOSE the government being able to place limits on how much money corporations and unions can give to a political candidate?
 Source: Respondent

Unweighted Frequencies

	F2F	Web	Total
1. Favor	1120	2404	3524
2. Oppose	432	393	825
3. Neither favor nor oppose	392	1053	1445
-8. Don't know	94	0	94
-9. Refused	18	10	28

Weighted Percentages

	F2F		Web		Total	
	Raw	Weights	Raw	Weights	Raw	Weights
1. Favor	54.5	60.0	62.3	59.6	59.6	59.7
2. Oppose	21.0	19.7	10.2	10.6	13.9	13.8
3. Neither favor nor oppose	19.1	15.6	27.3	29.4	24.4	24.6
-8. Don't know	4.6	3.8	0.0	0.0	1.6	1.3
-9. Refused	0.9	0.8	0.3	0.4	0.5	0.6

campfin_banads

Label: Ban corporate/union ads for candidates
 Position: Pre-election survey, section-item no. 33.1-3
 Description: Campaign finance regulation
 Question: Do you FAVOR, OPPOSE, or NEITHER FAVOR NOR OPPOSE the federal government banning political ads sponsored by corporations or unions that directly support or oppose political candidates?
 Source: Respondent

Unweighted Frequencies

	F2F	Web	Total
1. Favor	741	1701	2442
2. Oppose	647	636	1283
3. Neither favor nor oppose	542	1511	2053
-8. Don't know	109	0	109
-9. Refused	17	12	29

Weighted Percentages

	F2F		Web		Total	
	Raw	Weights	Raw	Weights	Raw	Weights
1. Favor	36.0	40.9	44.1	42.4	41.3	41.8
2. Oppose	31.5	31.6	16.5	16.2	21.7	21.6
3. Neither favor nor oppose	26.4	23.1	39.1	40.9	34.7	34.7
-8. Don't know	5.3	3.7	0.0	0.0	1.8	1.3
-9. Refused	0.8	0.7	0.3	0.5	0.5	0.6

ineq_incgap

Label: Income gap today more or less than 20 years ago
 Position: Pre-election survey, section-item no. 33.7-1
 Description: Income inequality in the U.S.
 Question: Do you think the difference in incomes between rich people and poor people in the United States today is LARGER, SMALLER, or ABOUT THE SAME as it was 20 years ago?
 Source: Respondent

Unweighted Frequencies

	F2F	Web	Total
1. Larger	1630	2973	4603
2. Smaller	128	198	326
3. About the same	216	673	889
-8. Don't know	79	0	79
-9. Refused	3	16	19

Weighted Percentages

	F2F		Web		Total	
	Raw	Weights	Raw	Weights	Raw	Weights
1. Larger	79.3	80.1	77.0	74.9	77.8	76.7
2. Smaller	6.2	5.3	5.1	5.9	5.5	5.7
3. About the same	10.5	10.4	17.4	18.6	15.0	15.7
-8. Don't know	3.8	4.0	0.0	0.0	1.3	1.4
-9. Refused	0.1	0.2	0.4	0.6	0.3	0.5

ineq_gapmore

Label: How much larger is income gap today
 Position: Pre-election survey, section-item no. 33.7-2
 Description: Income inequality in the U.S.
 Question: (Would you say the difference in incomes is) MUCH larger or SOME-WHAT larger?
 Universe: IF INCOME GAP TODAY IS LARGER THAN IT WAS 20 YEARS AGO:
 Logic: Ask if INEQ INCGAP =1, else skip.
 Web Logic: Online, omit the parentheses.
 Source: Respondent

Unweighted Frequencies

	F2F	Web	Total
1. Much	1095	2232	3327
2. Somewhat	520	740	1260
-1. Inapplicable	426	887	1313
-8. Don't know	15	0	15
-9. Refused	0	1	1

Weighted Percentages

	F2F		Web		Total	
	Raw	Weights	Raw	Weights	Raw	Weights
1. Much	53.3	52.4	57.8	54.6	56.2	53.8
2. Somewhat	25.3	26.7	19.2	20.2	21.3	22.5
-1. Inapplicable	20.7	19.9	23.0	25.1	22.2	23.3
-8. Don't know	0.7	1.0	0.0	0.0	0.3	0.3
-9. Refused	0.0	0.0	0.0	0.1	0.0	0.0

ineq_gapless

Label: How much smaller is income gap today
 Position: Pre-election survey, section-item no. 33.7-3
 Description: Income inequality in the U.S.
 Question: (Would you say the difference in incomes is) MUCH smaller or SOMEWHAT smaller?
 Universe: IF INCOME GAP TODAY IS SMALLER THAN IT WAS 20 YEARS AGO:
 Logic: Ask if INEQ INCGAP =2, else skip.
 Web Logic: Online, omit the parentheses.
 Source: Respondent

Unweighted Frequencies

	F2F	Web	Total
1. Much	47	65	112
2. Somewhat	80	132	212
-1. Inapplicable	1928	3662	5590
-8. Don't know	1	0	1
-9. Refused	0	1	1

Weighted Percentages

	F2F		Web		Total	
	Raw	Weights	Raw	Weights	Raw	Weights
1. Much	2.3	1.7	1.7	2.0	1.9	1.9
2. Somewhat	3.9	3.6	3.4	3.9	3.6	3.8
-1. Inapplicable	93.8	94.7	94.9	94.1	94.5	94.3
-8. Don't know	0.0	0.1	0.0	0.0	0.0	0.0

ineq_incgap_x

Label: PRE: SUMMARY- Income gap size compared to 20 years ago

Unweighted Frequencies

	F2F	Web	Total
1. Much larger	1095	2232	3327
2. Somewhat larger	520	740	1260
3. About the same	216	673	889
4. Somewhat smaller	80	132	212
5. Much smaller	47	65	112
-8. Don't know	95	0	95
-9. Refused	3	18	21

Weighted Percentages

	F2F		Web		Total	
	Raw	Weights	Raw	Weights	Raw	Weights
1. Much larger	53.3	52.4	57.8	54.6	56.2	53.8
2. Somewhat larger	25.3	26.7	19.2	20.2	21.3	22.5
3. About the same	10.5	10.4	17.4	18.6	15.0	15.7
4. Somewhat smaller	3.9	3.6	3.4	3.9	3.6	3.8
5. Much smaller	2.3	1.7	1.7	2.0	1.9	1.9
-8. Don't know	4.6	5.1	0.0	0.0	1.6	1.8
-9. Refused	0.1	0.2	0.5	0.7	0.4	0.5

effic_complicstd

Label: [STD] Politics/govt too complicated to understand
Position: Pre and Post-election survey, section-item no. 34-1
Description: Efficacy - Pre
Question: 'Sometimes, politics and government seem so complicated that a person like me can't really understand what's going on.' Do you AGREE STRONGLY, AGREE SOMEWHAT, NEITHER AGREE NOR DISAGREE, DISAGREE SOMEWHAT, or DISAGREE STRONGLY with this statement?
Universe: IF R SELECTED FOR STANDARD VERSION OF REVISED/STANDARD SPLICE:
Logic: Ask if variable splice revstd=2, else skip. This question is forward/reverse although not unipolar.
Source: Respondent

Unweighted Frequencies

	F2F	Web	Total
1. Agree strongly	279	222	501
2. Agree somewhat	418	719	1137
3. Neither agree nor disagree	98	390	488
4. Disagree somewhat	154	362	516
5. Disagree strongly	99	274	373
-1. Inapplicable	1006	1885	2891
-8. Don't know	2	0	2
-9. Refused	0	8	8

Weighted Percentages

	F2F		Web		Total	
	Raw	Weights	Raw	Weights	Raw	Weights
1. Agree strongly	13.6	12.6	5.8	6.0	8.5	8.3
2. Agree somewhat	20.3	20.4	18.6	19.1	19.2	19.6
3. Neither agree nor disagree	4.8	4.0	10.1	10.0	8.2	7.9
4. Disagree somewhat	7.5	8.2	9.4	8.6	8.7	8.4
5. Disagree strongly	4.8	5.0	7.1	6.5	6.3	5.9
-1. Inapplicable	48.9	49.7	48.8	49.6	48.9	49.6
-8. Don't know	0.1	0.0	0.0	0.0	0.0	0.0
-9. Refused	0.0	0.0	0.2	0.3	0.1	0.2

effic_undstd

Label: [STD] Good understanding of political issues
Position: Pre and Post-election survey, section-item no. 34-2
Description: Efficacy - Pre
Question: (Looking at page [preload: prepg e] in the booklet) 'I feel that I have a pretty good understanding of the important political issues facing our country.' (Do you AGREE STRONGLY, AGREE SOMEWHAT, NEITHER AGREE NOR DISAGREE, DISAGREE SOMEWHAT, or DISAGREE STRONGLY with this statement?)
Universe: IF R SELECTED FOR STANDARD VERSION OF REVISED/STANDARD SPLICE:
Logic: Ask if variable splice revstd=2, else skip This question is forward/reverse although not unipolar.
Web Logic: Online, omit the text in parentheses referring to the booklet.
Source: Respondent

Unweighted Frequencies

	F2F	Web	Total
1. Agree strongly	307	447	754
2. Agree somewhat	507	931	1438
3. Neither agree nor disagree	97	368	465
4. Disagree somewhat	95	178	273
5. Disagree strongly	40	43	83
-1. Inapplicable	1006	1885	2891
-8. Don't know	3	0	3
-9. Refused	1	8	9

Weighted Percentages

	F2F		Web		Total	
	Raw	Weights	Raw	Weights	Raw	Weights
1. Agree strongly	14.9	15.1	11.6	10.5	12.7	12.1
2. Agree somewhat	24.7	24.0	24.1	22.7	24.3	23.2
3. Neither agree nor disagree	4.7	4.6	9.5	9.9	7.9	8.1
4. Disagree somewhat	4.6	4.2	4.6	5.9	4.6	5.3
5. Disagree strongly	1.9	2.1	1.1	1.0	1.4	1.4
-1. Inapplicable	48.9	49.7	48.8	49.6	48.9	49.6
-8. Don't know	0.1	0.1	0.0	0.0	0.1	0.0
-9. Refused	0.0	0.1	0.2	0.4	0.2	0.3

effic_carestd

Label: [STD] Publ officials don't care what people think
Position: Pre and Post-election survey, section-item no. 34-3
Description: Efficacy - Pre
Question: (Looking at page [preload: prepg e] in the booklet) 'Public officials don't care much what people like me think.' (Do you AGREE STRONGLY, AGREE SOMEWHAT, NEITHER AGREE NOR DISAGREE, DISAGREE SOMEWHAT, or DISAGREE STRONGLY with this statement?)
Universe: IF R SELECTED FOR STANDARD VERSION OF REVISED/STANDARD SPLICE:
Logic: Ask if variable splice revstd=2, else skip This question is forward/reverse although not unipolar.
Web Logic: Online, omit the text in parentheses referring to the booklet.
Source: Respondent

Unweighted Frequencies

	F2F	Web	Total
1. Agree strongly	267	413	680
2. Agree somewhat	339	813	1152
3. Neither agree nor disagree	183	416	599
4. Disagree somewhat	190	292	482
5. Disagree strongly	62	33	95
-1. Inapplicable	1006	1885	2891
-8. Don't know	7	0	7
-9. Refused	2	8	10

Weighted Percentages

	F2F		Web		Total	
	Raw	Weights	Raw	Weights	Raw	Weights
1. Agree strongly	13.0	12.1	10.7	11.0	11.5	11.4
2. Agree somewhat	16.5	15.8	21.1	21.1	19.5	19.3
3. Neither agree nor disagree	8.9	9.6	10.8	10.9	10.1	10.4
4. Disagree somewhat	9.2	9.5	7.6	6.4	8.1	7.5
5. Disagree strongly	3.0	3.0	0.9	0.7	1.6	1.5
-1. Inapplicable	48.9	49.7	48.8	49.6	48.9	49.6
-8. Don't know	0.3	0.2	0.0	0.0	0.1	0.1
-9. Refused	0.1	0.2	0.2	0.4	0.2	0.3

effic_saystd

Label: [STD] Have no say about what govt does
Position: Pre and Post-election survey, section-item no. 34-4
Description: Efficacy - Pre
Question: (Looking at page [preload: prepg e] in the booklet) 'People like me don't have any say about what the government does.' (Do you AGREE STRONGLY, AGREE SOMEWHAT, NEITHER AGREE NOR DISAGREE, DISAGREE SOMEWHAT, or DISAGREE STRONGLY with this statement?)
Universe: IF R SELECTED FOR STANDARD VERSION OF REVISED/STANDARD SPLICE:
Logic: Ask if variable splice revstd=2, else skip This question is forward/reverse although not unipolar.
Web Logic: Online, omit the text in parentheses referring to the booklet.
Source: Respondent

Unweighted Frequencies

	F2F	Web	Total
1. Agree strongly	205	308	513
2. Agree somewhat	272	663	935
3. Neither agree nor disagree	116	356	472
4. Disagree somewhat	292	495	787
5. Disagree strongly	160	144	304
-1. Inapplicable	1006	1885	2891
-8. Don't know	4	0	4
-9. Refused	1	9	10

Weighted Percentages

	F2F		Web		Total	
	Raw	Weights	Raw	Weights	Raw	Weights
1. Agree strongly	10.0	8.7	8.0	8.3	8.7	8.4
2. Agree somewhat	13.2	12.6	17.2	17.5	15.8	15.8
3. Neither agree nor disagree	5.6	6.1	9.2	9.5	8.0	8.3
4. Disagree somewhat	14.2	15.0	12.8	11.6	13.3	12.8
5. Disagree strongly	7.8	7.7	3.7	3.1	5.1	4.7
-1. Inapplicable	48.9	49.7	48.8	49.6	48.9	49.6
-8. Don't know	0.2	0.1	0.0	0.0	0.1	0.1
-9. Refused	0.0	0.1	0.2	0.4	0.2	0.3

effic_complicrev

Label: [REV] Politics/govt too complicated to understand
Position: Pre and Post-election survey, section-item no. 34-5
Description: Efficacy - Pre
Question: How often do politics and government seem so complicated that you can't really understand what's going on? [ALWAYS, MOST OF THE TIME, ABOUT HALF THE TIME, SOME OF THE TIME, or NEVER / NEVER, SOME OF THE TIME, ABOUT HALF THE TIME, MOST OF THE TIME, or ALWAYS]?
Universe: IF R SELECTED FOR REVISED VERSION OF REVISED/STANDARD SPLICE:
Logic: Ask if variable splice revstd=1, else skip
Source: Respondent

Unweighted Frequencies

	F2F	Web	Total
1. Always	95	68	163
2. Most of the time	238	329	567
3. About half the time	256	523	779
4. Some of the time	343	746	1089
5. Never	67	214	281
-1. Inapplicable	1049	1975	3024
-8. Don't know	7	0	7
-9. Refused	1	5	6

Weighted Percentages

	F2F		Web		Total	
	Raw	Weights	Raw	Weights	Raw	Weights
1. Always	4.6	4.3	1.8	2.0	2.8	2.8
2. Most of the time	11.6	12.6	8.5	9.2	9.6	10.4
3. About half the time	12.5	13.5	13.5	15.1	13.2	14.5
4. Some of the time	16.7	16.0	19.3	18.2	18.4	17.4
5. Never	3.3	3.1	5.5	4.8	4.7	4.2
-1. Inapplicable	51.0	50.3	51.2	50.4	51.1	50.3
-8. Don't know	0.3	0.2	0.0	0.0	0.1	0.1
-9. Refused	0.0	0.0	0.1	0.3	0.1	0.2

effic_undrev

Label: [REV] Good understanding of political issues
Position: Pre and Post-election survey, section-item no. 34-6
Description: Efficacy - Pre
Question: How well do you understand the important political issues facing our country? [EXTREMELY WELL, VERY WELL, MODERATELY WELL, SLIGHTLY WELL, or NOT WELL AT ALL / NOT WELL AT ALL, SLIGHTLY WELL, MODERATELY WELL, VERY WELL, or EXTREMELY WELL]?
Universe: IF R SELECTED FOR REVISED VERSION OF REVISED/STANDARD SPLICE:
Logic: Ask if variable splice revstd=1, else skip
Source: Respondent

Unweighted Frequencies

	F2F	Web	Total
1. Extremely well	84	168	252
2. Very well	206	483	689
3. Moderately well	465	818	1283
4. Slightly well	177	323	500
5. Not well at all	70	88	158
-1. Inapplicable	1049	1975	3024
-8. Don't know	5	0	5
-9. Refused	0	5	5

Weighted Percentages

	F2F		Web		Total	
	Raw	Weights	Raw	Weights	Raw	Weights
1. Extremely well	4.1	3.4	4.4	3.8	4.3	3.6
2. Very well	10.0	10.3	12.5	10.7	11.6	10.6
3. Moderately well	22.6	25.7	21.2	22.4	21.7	23.5
4. Slightly well	8.6	7.4	8.4	9.7	8.5	8.9
5. Not well at all	3.4	2.8	2.3	2.8	2.7	2.8
-1. Inapplicable	51.0	50.3	51.2	50.4	51.1	50.3
-8. Don't know	0.2	0.1	0.0	0.0	0.1	0.0
-9. Refused	0.0	0.0	0.1	0.3	0.1	0.2

effic_carerev

Label: [REV] Publ officials don't care what people think
Position: Pre and Post-election survey, section-item no. 34-7
Description: Efficacy - Pre
Question: How much do public officials care what people like you think? [A GREAT DEAL, A LOT, A MODERATE AMOUNT, A LITTLE, or NOT AT ALL/ NOT AT ALL, A LITTLE, A MODERATE AMOUNT, A LOT, or A GREAT DEAL]?
Universe: IF R SELECTED FOR REVISED VERSION OF REVISED/STANDARD SPLICE:
Logic: Ask if variable splice revstd=1, else skip
Source: Respondent

Unweighted Frequencies

	F2F	Web	Total
1. A great deal	53	36	89
2. A lot	69	122	191
3. A moderate amount	318	601	919
4. A little	361	766	1127
5. Not at all	189	354	543
-1. Inapplicable	1049	1975	3024
-8. Don't know	16	0	16
-9. Refused	1	6	7

Weighted Percentages

	F2F		Web		Total	
	Raw	Weights	Raw	Weights	Raw	Weights
1. A great deal	2.6	1.7	0.9	0.8	1.5	1.1
2. A lot	3.4	3.3	3.2	2.9	3.2	3.1
3. A moderate amount	15.5	17.7	15.6	15.0	15.5	15.9
4. A little	17.6	17.7	19.8	20.8	19.1	19.7
5. Not at all	9.2	8.9	9.2	9.9	9.2	9.6
-1. Inapplicable	51.0	50.3	51.2	50.4	51.1	50.3
-8. Don't know	0.8	0.4	0.0	0.0	0.3	0.1
-9. Refused	0.0	0.1	0.2	0.2	0.1	0.2

effic_sayrev

Label: [REV] Have no say about what govt does
Position: Pre and Post-election survey, section-item no. 34-8
Description: Efficacy - Pre
Question: How much can people like you affect what the government does? [A GREAT DEAL, A LOT, A MODERATE AMOUNT, A LITTLE, or NOT AT ALL / NOT AT ALL, A LITTLE, A MODERATE AMOUNT, A LOT, or A GREAT DEAL]?
Universe: IF R SELECTED FOR REVISED VERSION OF REVISED/STANDARD SPLICE:
Logic: Ask if variable splice revstd=1, else skip
Source: Respondent

Unweighted Frequencies

	F2F	Web	Total
1. A great deal	125	103	228
2. A lot	132	246	378
3. A moderate amount	268	550	818
4. A little	326	714	1040
5. Not at all	147	268	415
-1. Inapplicable	1049	1975	3024
-8. Don't know	8	0	8
-9. Refused	1	4	5

Weighted Percentages

	F2F		Web		Total	
	Raw	Weights	Raw	Weights	Raw	Weights
1. A great deal	6.1	3.9	2.7	2.2	3.9	2.8
2. A lot	6.4	6.3	6.4	5.8	6.4	6.0
3. A moderate amount	13.0	13.3	14.2	14.6	13.8	14.2
4. A little	15.9	18.2	18.5	19.4	17.6	19.0
5. Not at all	7.1	7.7	6.9	7.4	7.0	7.5
-1. Inapplicable	51.0	50.3	51.2	50.4	51.1	50.3
-8. Don't know	0.4	0.3	0.0	0.0	0.1	0.1
-9. Refused	0.0	0.1	0.1	0.2	0.1	0.2

econ_ecnw

Label: Current economy good or bad
 Position: Pre-election survey, section-item no. 35-1
 Description: State of the economy
 Question: What do you think about the state of the economy these days in the United States? Would you say the state of the economy is [very good, good, neither good nor bad, bad, or very bad / very bad, bad, neither good nor bad, good, or very good]?
 Logic: This question is forward/reverse although not unipolar.
 Source: Respondent

Unweighted Frequencies

	F2F	Web	Total
1. Very good	10	13	23
2. Good	210	283	493
3. Neither good nor bad	542	1109	1651
4. Bad	871	1614	2485
5. Very bad	403	827	1230
-8. Don't know	19	0	19
-9. Refused	1	14	15

Weighted Percentages

	F2F		Web		Total	
	Raw	Weights	Raw	Weights	Raw	Weights
1. Very good	0.5	0.4	0.3	0.4	0.4	0.4
2. Good	10.2	7.7	7.3	6.5	8.3	6.9
3. Neither good nor bad	26.4	22.3	28.7	28.0	27.9	26.0
4. Bad	42.4	46.2	41.8	42.5	42.0	43.8
5. Very bad	19.6	22.7	21.4	22.0	20.8	22.2
-8. Don't know	0.9	0.7	0.0	0.0	0.3	0.3
-9. Refused	0.0	0.1	0.4	0.7	0.3	0.5

econ_ecpast

Label: National economy better/worse in last year
 Position: Pre-election survey, section-item no. 35-2
 Description: State of the economy
 Question: Now thinking about the economy in the country as a whole, would you say that over the past year the nation's economy has GOTTEN BETTER, STAYED ABOUT THE SAME, or GOTTEN WORSE?
 Source: Respondent

Unweighted Frequencies

	F2F	Web	Total
1. Gotten better	672	1241	1913
2. Stayed about the same	756	1280	2036
3. Gotten worse	608	1321	1929
-8. Don't know	17	0	17
-9. Refused	3	18	21

Weighted Percentages

	F2F		Web		Total	
	Raw	Weights	Raw	Weights	Raw	Weights
1. Gotten better	32.7	29.6	32.2	28.9	32.3	29.2
2. Stayed about the same	36.8	36.3	33.2	34.1	34.4	34.9
3. Gotten worse	29.6	33.3	34.2	36.2	32.6	35.2
-8. Don't know	0.8	0.7	0.0	0.0	0.3	0.2
-9. Refused	0.1	0.2	0.5	0.7	0.4	0.5

econ_ecpastmt

Label: How much national economy better/worse in last year
 Position: Pre-election survey, section-item no. 35-3
 Description: State of the economy
 Question: [MUCH better or SOMEWHAT better? / MUCH worse or SOMEWHAT worse?]
 Universe: IF R THINKS THE ECONOMY HAS GOTTEN BETTER IN THE PAST YEAR / IF R THINKS THE ECONOMY HAS GOTTEN WORSE IN THE PAST YEAR:
 Logic: Ask if ECON ECPAST in(1,3), else skip. IF ECON ECPAST=1 FILL 'Much better or somewhat better?' IF ECON ECPAST=3 FILL 'Much worse or somewhat worse?'
 Web Logic: Online, bank with the previous item.
 Source: Respondent

Unweighted Frequencies

	F2F	Web	Total
1. Much	357	856	1213
2. Somewhat	919	1705	2624
-1. Inapplicable	776	1298	2074
-8. Don't know	4	0	4
-9. Refused	0	1	1

Weighted Percentages

	F2F		Web		Total	
	Raw	Weights	Raw	Weights	Raw	Weights
1. Much	17.4	18.5	22.2	22.8	20.5	21.3
2. Somewhat	44.7	44.2	44.2	42.4	44.4	43.0
-1. Inapplicable	37.7	37.1	33.6	34.8	35.1	35.6
-8. Don't know	0.2	0.2	0.0	0.0	0.1	0.1

econ_ecpast_x

Label: PRE: SUMMARY- U.S. economy better or worse than 1 year ago

Unweighted Frequencies

	F2F	Web	Total
1. Much better	96	126	222
2. Somewhat better	575	1114	1689
3. Stayed about the same	756	1280	2036
4. Somewhat worse	344	591	935
5. Much worse	261	730	991
-8. Don't know	21	0	21
-9. Refused	3	19	22

Weighted Percentages

	F2F		Web		Total	
	Raw	Weights	Raw	Weights	Raw	Weights
1. Much better	4.7	3.1	3.3	3.0	3.8	3.0
2. Somewhat better	28.0	26.5	28.9	25.9	28.5	26.1
3. Stayed about the same	36.8	36.3	33.2	34.1	34.4	34.9
4. Somewhat worse	16.7	17.7	15.3	16.4	15.8	16.9
5. Much worse	12.7	15.4	18.9	19.8	16.8	18.3
-8. Don't know	1.0	0.9	0.0	0.0	0.4	0.3
-9. Refused	0.1	0.2	0.5	0.7	0.4	0.5

econ_ecnext

Label: Economy better or worse in next 12 months
 Position: Pre-election survey, section-item no. 35-4
 Description: State of the economy
 Question: What about the next 12 months? Do you expect the economy, in the country as a whole, to GET BETTER, STAY ABOUT THE SAME, or GET WORSE?
 Source: Respondent

Unweighted Frequencies

	F2F	Web	Total
1. Get better	975	1683	2658
2. Stay about the same	757	1571	2328
3. Get worse	214	579	793
-8. Don't know	103	0	103
-9. Refused	7	27	34

Weighted Percentages

	F2F		Web		Total	
	Raw	Weights	Raw	Weights	Raw	Weights
1. Get better	47.4	40.0	43.6	41.0	44.9	40.7
2. Stay about the same	36.8	41.1	40.7	42.1	39.4	41.8
3. Get worse	10.4	12.2	15.0	15.9	13.4	14.6
-8. Don't know	5.0	6.0	0.0	0.0	1.7	2.1
-9. Refused	0.3	0.7	0.7	1.0	0.6	0.9

econ_ecnextamt

Label: How much econ better/worse next 12 months
 Position: Pre-election survey, section-item no. 35-5
 Description: State of the economy
 Question: [MUCH better or SOMEWHAT better / MUCH worse or SOMEWHAT worse]?
 Universe: IF R THINKS ECONOMY WILL BE BETTER IN NEXT 12 MONTHS / IF R THINKS ECONOMY WILL BE WORSE IN NEXT 12 MONTHS:
 Logic: Ask if ECON ECNEXT in(1,3), else skip. Fill 'better' if ECON ECNEXT = 1. Fill 'worse' if ECON ECNEXT = 3.
 Web Logic: Online, bank with the previous item.
 Source: Respondent

Unweighted Frequencies

	F2F	Web	Total
1. Much	386	648	1034
2. Somewhat	801	1614	2415
-1. Inapplicable	867	1598	2465
-8. Don't know	2	0	2

Weighted Percentages

	F2F		Web		Total	
	Raw	Weights	Raw	Weights	Raw	Weights
1. Much	18.8	14.3	16.8	15.9	17.5	15.3
2. Somewhat	39.0	37.7	41.8	41.1	40.8	39.9
-1. Inapplicable	42.2	47.8	41.4	43.0	41.7	44.7
-8. Don't know	0.1	0.1	0.0	0.0	0.0	0.1

econ_ecnext_x

Label: PRE: SUMMARY- U.S. economy better or worse 1 year from now

Unweighted Frequencies

	F2F	Web	Total
1. Much better	306	401	707
2. Somewhat better	668	1282	1950
3. Stay about the same	757	1571	2328
4. Somewhat worse	133	332	465
5. Much worse	80	247	327
-8. Don't know	105	0	105
-9. Refused	7	27	34

Weighted Percentages

	F2F		Web		Total	
	Raw	Weights	Raw	Weights	Raw	Weights
1. Much better	14.9	10.1	10.4	9.0	12.0	9.4
2. Somewhat better	32.5	29.8	33.2	32.0	33.0	31.2
3. Stay about the same	36.8	41.1	40.7	42.1	39.4	41.8
4. Somewhat worse	6.5	7.9	8.6	9.1	7.9	8.7
5. Much worse	3.9	4.2	6.4	6.8	5.5	5.9
-8. Don't know	5.1	6.2	0.0	0.0	1.8	2.1
-9. Refused	0.3	0.7	0.7	1.0	0.6	0.9

econ_unpast

Label: Unemployment better or worse in last year
 Position: Pre-election survey, section-item no. 35-9
 Description: State of the economy
 Question: Would you say that OVER THE PAST YEAR, the level of unemployment in the country has gotten BETTER, stayed ABOUT THE SAME, or gotten WORSE?
 Source: Respondent

Unweighted Frequencies

	F2F	Web	Total
1. Better	618	1170	1788
2. About the same	679	1373	2052
3. Worse	723	1304	2027
-8. Don't know	34	0	34
-9. Refused	2	13	15

Weighted Percentages

	F2F		Web		Total	
	Raw	Weights	Raw	Weights	Raw	Weights
1. Better	30.1	27.0	30.3	27.6	30.2	27.4
2. About the same	33.0	33.6	35.6	36.1	34.7	35.2
3. Worse	35.2	37.9	33.8	35.7	34.3	36.5
-8. Don't know	1.7	1.4	0.0	0.0	0.6	0.5
-9. Refused	0.1	0.1	0.3	0.6	0.3	0.4

econ_unlast

Label: How much unemployment better or worse in last year
 Position: Pre-election survey, section-item no. 35-10
 Description: State of the economy
 Question: [Would you say MUCH better or SOMEWHAT better / Would you say MUCH worse or SOMEWHAT worse]?
 Universe: IF R SAYS UNEMPLOYMENT HAS GOTTEN BETTER / IF R SAYS UNEMPLOYMENT HAS GOTTEN WORSE:
 Logic: Ask if ECON UNPAST in(1,3), else skip. Fill 'better' if ECON UNPAST = 1. Fill 'worse' if ECON UNPAST = 3.
 Web Logic: Online, bank with the previous item.
 Source: Respondent

Unweighted Frequencies

	F2F	Web	Total
1. Much	384	750	1134
2. Somewhat	956	1722	2678
-1. Inapplicable	715	1386	2101
-8. Don't know	1	0	1
-9. Refused	0	2	2

Weighted Percentages

	F2F		Web		Total	
	Raw	Weights	Raw	Weights	Raw	Weights
1. Much	18.7	17.8	19.4	20.3	19.2	19.4
2. Somewhat	46.5	47.0	44.6	43.0	45.3	44.4
-1. Inapplicable	34.8	35.1	35.9	36.7	35.5	36.1
-8. Don't know	0.0	0.1	0.0	0.0	0.0	0.0
-9. Refused	0.0	0.0	0.1	0.1	0.0	0.0

econ_unpast_x

Label: PRE: SUMMARY- Unemployment better or worse than 1 year ago

Unweighted Frequencies

	F2F	Web	Total
1. Much better	87	116	203
2. Somewhat better	531	1054	1585
3. About the same	679	1373	2052
4. Somewhat worse	425	668	1093
5. Much worse	297	634	931
-8. Don't know	35	0	35
-9. Refused	2	15	17

Weighted Percentages

	F2F		Web		Total	
	Raw	Weights	Raw	Weights	Raw	Weights
1. Much better	4.2	2.2	3.0	2.8	3.4	2.6
2. Somewhat better	25.8	24.7	27.3	24.8	26.8	24.8
3. About the same	33.0	33.6	35.6	36.1	34.7	35.2
4. Somewhat worse	20.7	22.3	17.3	18.2	18.5	19.6
5. Much worse	14.4	15.5	16.4	17.5	15.7	16.8
-8. Don't know	1.7	1.5	0.0	0.0	0.6	0.5
-9. Refused	0.1	0.1	0.4	0.6	0.3	0.4

econ_unnext

Label: More or less unemployment in next year
 Position: Pre-election survey, section-item no. 35-11
 Description: State of the economy
 Question: How about people out of work during THE COMING 12 MONTHS--
 do you think that there will be MORE unemployment than now,
 ABOUT THE SAME, or LESS?
 Source: Respondent

Unweighted Frequencies

	F2F	Web	Total
1. More	381	685	1066
2. About the same	978	2020	2998
3. Less	617	1129	1746
-8. Don't know	74	0	74
-9. Refused	6	26	32

Weighted Percentages

	F2F		Web		Total	
	Raw	Weights	Raw	Weights	Raw	Weights
1. More	18.5	17.4	17.7	19.0	18.0	18.5
2. About the same	47.6	50.9	52.3	53.5	50.7	52.6
3. Less	30.0	27.7	29.2	26.7	29.5	27.0
-8. Don't know	3.6	3.7	0.0	0.0	1.3	1.3
-9. Refused	0.3	0.4	0.7	0.8	0.5	0.7

ecblame_pres

Label: How much is President to blame for poor econ conditions
Position: Pre-election survey, section-item no. 36-2
Description: Blame for poor economic conditions
Question: How much is President Obama to blame for the poor economic conditions of the past several years? [A great deal, a lot, a moderate amount, a little, or not at all? / Not at all, a little, a moderate amount, a lot, or a great deal?] / How much is President Obama to blame (for the poor economic conditions of the past several years)? ([A great deal, a lot, a moderate amount, a little, or not at all? / Not at all, a little, a moderate amount, a lot, or a great deal?])
Randomization: Order of economic blame items
Universe: IF QUESTION IS 1ST OR 2ND IN RANDOMIZED ORDER OF ECONOMIC BLAME ITEMS / IF QUESTION IS NOT 1ST OR 2ND IN RANDOMIZED ORDER OF ECONOMIC BLAME ITEMS:
Logic: Randomize the order of items in the ECBLAME module. If this item is not 1st or 2nd in the randomized order, the phrase 'for the poor economic conditions of the past several years' should appear in parentheses and the response options within the question text should appear in parentheses.
Source: Respondent

Unweighted Frequencies

	F2F	Web	Total
1. A great deal	163	635	798
2. A lot	229	588	817
3. A moderate amount	509	813	1322
4. A little	603	1055	1658
5. Not at all	491	748	1239
-8. Don't know	52	0	52
-9. Refused	9	21	30

Weighted Percentages

	F2F		Web		Total	
	Raw	Weights	Raw	Weights	Raw	Weights
1. A great deal	7.9	10.9	16.5	16.1	13.5	14.3
2. A lot	11.1	14.3	15.2	15.5	13.8	15.1
3. A moderate amount	24.8	28.4	21.1	22.3	22.3	24.5
4. A little	29.3	27.8	27.3	27.4	28.0	27.5
5. Not at all	23.9	16.3	19.4	17.9	20.9	17.4
-8. Don't know	2.5	1.9	0.0	0.0	0.9	0.7
-9. Refused	0.4	0.4	0.5	0.8	0.5	0.7

ecblame_fmpr

Label: How much former President to blame for poor econ conds
Position: Pre-election survey, section-item no. 36-3
Description: Blame for poor economic conditions
Question: How much is former President Bush to blame for the poor economic conditions of the past several years? [A great deal, a lot, a moderate amount, a little, or not at all? / Not at all, a little, a moderate amount, a lot, or a great deal?] / How much is former President Bush to blame (for the poor economic conditions of the past several years)? ([A great deal, a lot, a moderate amount, a little, or not at all? / Not at all, a little, a moderate amount, a lot, or a great deal?])
Randomization: Order of economic blame items
Universe: IF QUESTION IS 1ST OR 2ND IN RANDOMIZED ORDER OF ECONOMIC BLAME ITEMS / IF QUESTION IS NOT 1ST OR 2ND IN RANDOMIZED ORDER OF ECONOMIC BLAME ITEMS:
Logic: If this item is not 1st or 2nd in the randomized order, the phrase 'for the poor economic conditions of the past several years' should appear in parentheses and the response options within the question text should appear in parentheses.
Source: Respondent

Unweighted Frequencies

	F2F	Web	Total
1. A great deal	644	1107	1751
2. A lot	528	756	1284
3. A moderate amount	511	974	1485
4. A little	256	823	1079
5. Not at all	55	182	237
-8. Don't know	54	0	54
-9. Refused	8	18	26

Weighted Percentages

	F2F		Web		Total	
	Raw	Weights	Raw	Weights	Raw	Weights
1. A great deal	31.3	22.8	28.7	27.0	29.6	25.6
2. A lot	25.7	23.8	19.6	18.8	21.7	20.5
3. A moderate amount	24.9	31.6	25.2	26.0	25.1	28.0
4. A little	12.5	16.5	21.3	22.4	18.2	20.3
5. Not at all	2.7	2.7	4.7	5.0	4.0	4.2
-8. Don't know	2.6	2.2	0.0	0.0	0.9	0.8
-9. Refused	0.4	0.4	0.5	0.7	0.4	0.6

ecblame_dem

Label: How much Dems in Congress to blame for poor econ conds
Position: Pre-election survey, section-item no. 36-4
Description: Blame for poor economic conditions
Question: How much are Democrats in Congress to blame for the poor economic conditions of the past several years? [A great deal, a lot, a moderate amount, a little, or not at all? / Not at all, a little, a moderate amount, a lot, or a great deal?] / How much are Democrats in Congress to blame (for the poor economic conditions of the past several years)? ([A great deal, a lot, a moderate amount, a little, or not at all? / Not at all, a little, a moderate amount, a lot, or a great deal?])
Randomization: Order of economic blame items
Universe: IF QUESTION IS 1ST OR 2ND IN RANDOMIZED ORDER OF ECONOMIC BLAME ITEMS / IF QUESTION IS NOT 1ST OR 2ND IN RANDOMIZED ORDER OF ECONOMIC BLAME ITEMS:
Logic: If this item is not 1st or 2nd in the randomized order, the phrase 'for the poor economic conditions of the past several years' should appear in parentheses and the response options within the question text should appear in parentheses.
Source: Respondent

Unweighted Frequencies

	F2F	Web	Total
1. A great deal	184	583	767
2. A lot	332	762	1094
3. A moderate amount	759	1325	2084
4. A little	488	918	1406
5. Not at all	154	247	401
-8. Don't know	126	0	126
-9. Refused	13	25	38

Weighted Percentages

	F2F		Web		Total	
	Raw	Weights	Raw	Weights	Raw	Weights
1. A great deal	8.9	10.0	15.1	13.8	13.0	12.5
2. A lot	16.1	19.2	19.7	20.2	18.5	19.8
3. A moderate amount	36.9	39.3	34.3	34.9	35.2	36.4
4. A little	23.7	21.0	23.8	23.8	23.8	22.8
5. Not at all	7.5	4.8	6.4	6.4	6.8	5.8
-8. Don't know	6.1	5.0	0.0	0.0	2.1	1.7
-9. Refused	0.6	0.7	0.6	0.9	0.6	0.8

ecblame_rep

Label: How much Reps in Congress to blame for poor econ conds
Position: Pre-election survey, section-item no. 36-5
Description: Blame for poor economic conditions
Question: How much are Republicans in Congress to blame for the poor economic conditions of the past several years? [A great deal, a lot, a moderate amount, a little, or not at all? / Not at all, a little, a moderate amount, a lot, or a great deal?] / How much are Republicans in Congress to blame (for the poor economic conditions of the past several years)? ([A great deal, a lot, a moderate amount, a little, or not at all? / Not at all, a little, a moderate amount, a lot, or a great deal?])
Randomization: Order of economic blame items
Universe: IF QUESTION IS 1ST OR 2ND IN RANDOMIZED ORDER OF ECONOMIC BLAME ITEMS / IF QUESTION IS NOT 1ST OR 2ND IN RANDOMIZED ORDER OF ECONOMIC BLAME ITEMS:
Logic: If this item is not 1st or 2nd in the randomized order, the phrase 'for the poor economic conditions of the past several years' should appear in parentheses and the response options within the question text should appear in parentheses.
Source: Respondent

Unweighted Frequencies

	F2F	Web	Total
1. A great deal	411	758	1169
2. A lot	488	876	1364
3. A moderate amount	681	1303	1984
4. A little	297	749	1046
5. Not at all	43	145	188
-8. Don't know	124	0	124
-9. Refused	12	29	41

Weighted Percentages

	F2F		Web		Total	
	Raw	Weights	Raw	Weights	Raw	Weights
1. A great deal	20.0	15.5	19.6	17.4	19.8	16.7
2. A lot	23.7	21.4	22.7	21.8	23.1	21.7
3. A moderate amount	33.1	38.9	33.8	34.6	33.5	36.1
4. A little	14.4	16.3	19.4	20.6	17.7	19.1
5. Not at all	2.1	2.0	3.8	4.3	3.2	3.5
-8. Don't know	6.0	5.3	0.0	0.0	2.1	1.8
-9. Refused	0.6	0.5	0.8	1.2	0.7	1.0

ecblame_bank

Label: How much Wall St. bankers to blame for poor econ conds
Position: Pre-election survey, section-item no. 36-6
Description: Blame for poor economic conditions
Question: How much are Wall Street bankers to blame for the poor economic conditions of the past several years? [A great deal, a lot, a moderate amount, a little, or not at all? / Not at all, a little, a moderate amount, a lot, or a great deal?] / How much are Wall Street bankers to blame (for the poor economic conditions of the past several years)? ([A great deal, a lot, a moderate amount, a little, or not at all? / Not at all, a little, a moderate amount, a lot, or a great deal?])
Randomization: Order of economic blame items
Universe: IF QUESTION IS 1ST OR 2ND IN RANDOMIZED ORDER OF ECONOMIC BLAME ITEMS / IF QUESTION IS NOT 1ST OR 2ND IN RANDOMIZED ORDER OF ECONOMIC BLAME ITEMS:
Logic: If this item is not 1st or 2nd in the randomized order, the phrase 'for the poor economic conditions of the past several years' should appear in parentheses and the response options within the question text should appear in parentheses.
Source: Respondent

Unweighted Frequencies

	F2F	Web	Total
1. A great deal	577	1272	1849
2. A lot	597	1099	1696
3. A moderate amount	458	960	1418
4. A little	184	412	596
5. Not at all	52	97	149
-8. Don't know	178	0	178
-9. Refused	10	20	30

Weighted Percentages

	F2F		Web		Total	
	Raw	Weights	Raw	Weights	Raw	Weights
1. A great deal	28.1	27.1	33.0	29.6	31.3	28.7
2. A lot	29.0	32.7	28.5	27.0	28.7	29.0
3. A moderate amount	22.3	22.5	24.9	27.9	24.0	26.0
4. A little	8.9	8.1	10.7	11.8	10.1	10.5
5. Not at all	2.5	2.6	2.5	2.9	2.5	2.8
-8. Don't know	8.7	6.6	0.0	0.0	3.0	2.3
-9. Refused	0.5	0.4	0.5	0.7	0.5	0.6

ecblame_cons

Label: How much consumers to blame for poor economic conds
Position: Pre-election survey, section-item no. 36-7
Description: Blame for poor economic conditions
Question: How much are consumers who borrowed too much money to blame for the poor economic conditions of the past several years? [A great deal, a lot, a moderate amount, a little, or not at all? / Not at all, a little, a moderate amount, a lot, or a great deal?] / How much are consumers who borrowed too much money to blame (for the poor economic conditions of the past several years)? ([A great deal, a lot, a moderate amount, a little, or not at all? / Not at all, a little, a moderate amount, a lot, or a great deal?])
Randomization: Order of economic blame items
Universe: IF QUESTION IS 1ST OR 2ND IN RANDOMIZED ORDER OF ECONOMIC BLAME ITEMS / IF QUESTION IS NOT 1ST OR 2ND IN RANDOMIZED ORDER OF ECONOMIC BLAME ITEMS:
Logic: If this item is not 1st or 2nd in the randomized order, the phrase 'for the poor economic conditions of the past several years' should appear in parentheses and the response options within the question text should appear in parentheses.
Source: Respondent

Unweighted Frequencies

	F2F	Web	Total
1. A great deal	404	667	1071
2. A lot	646	1188	1834
3. A moderate amount	584	1270	1854
4. A little	277	587	864
5. Not at all	75	128	203
-8. Don't know	62	0	62
-9. Refused	8	20	28

Weighted Percentages

	F2F		Web		Total	
	Raw	Weights	Raw	Weights	Raw	Weights
1. A great deal	19.6	20.3	17.3	16.4	18.1	17.7
2. A lot	31.4	33.8	30.8	30.0	31.0	31.3
3. A moderate amount	28.4	29.0	32.9	33.9	31.3	32.2
4. A little	13.5	11.6	15.2	15.4	14.6	14.1
5. Not at all	3.6	2.6	3.3	3.5	3.4	3.2
-8. Don't know	3.0	2.2	0.0	0.0	1.0	0.8
-9. Refused	0.4	0.5	0.5	0.8	0.5	0.7

ecblame_lend

Label: How much lenders to blame for poor economic conditions
Position: Pre-election survey, section-item no. 36-8
Description: Blame for poor economic conditions
Question: How much are mortgage lenders to blame for the poor economic conditions of the past several years? [A great deal, a lot, a moderate amount, a little, or not at all? / Not at all, a little, a moderate amount, a lot, or a great deal?] / How much are mortgage lenders to blame (for the poor economic conditions of the past several years)? ([A great deal, a lot, a moderate amount, a little, or not at all? / Not at all, a little, a moderate amount, a lot, or a great deal?])
Randomization: Order of economic blame items
Universe: IF QUESTION IS 1ST OR 2ND IN RANDOMIZED ORDER OF ECONOMIC BLAME ITEMS / IF QUESTION IS NOT 1ST OR 2ND IN RANDOMIZED ORDER OF ECONOMIC BLAME ITEMS:
Logic: If this item is not 1st or 2nd in the randomized order, the phrase 'for the poor economic conditions of the past several years' should appear in parentheses and the response options within the question text should appear in parentheses.
Source: Respondent

Unweighted Frequencies

	F2F	Web	Total
1. A great deal	635	1340	1975
2. A lot	645	1225	1870
3. A moderate amount	390	855	1245
4. A little	220	344	564
5. Not at all	71	78	149
-8. Don't know	90	0	90
-9. Refused	5	18	23

Weighted Percentages

	F2F		Web		Total	
	Raw	Weights	Raw	Weights	Raw	Weights
1. A great deal	30.9	30.0	34.7	32.3	33.4	31.5
2. A lot	31.4	35.4	31.7	30.0	31.6	31.9
3. A moderate amount	19.0	18.3	22.2	24.3	21.0	22.2
4. A little	10.7	9.6	8.9	10.2	9.5	10.0
5. Not at all	3.5	2.9	2.0	2.4	2.5	2.6
-8. Don't know	4.4	3.5	0.0	0.0	1.5	1.2
-9. Refused	0.2	0.2	0.5	0.7	0.4	0.6

ptyperf_ptyecon

Label: Which party better: handling nations economy
 Position: Pre-election survey, section-item no. 37-1
 Description: Party performance
 Question: Which party do you think would do a better job of HANDLING THE NATION'S ECONOMY... [the DEMOCRATS, the REPUBLICANS / the REPUBLICANS, the DEMOCRATS], or WOULDN'T THERE BE MUCH DIFFERENCE between them?
 Randomization: Order of parties in question text
 Logic: Randomize the order of 'DEMOCRATS' and 'REPUBLICANS' in question text and retain the value in a variable, 1=Dem 1st, 2=Rep 1st.
 Web Logic: Online, omit response option 4.
 Source: Respondent

Unweighted Frequencies

	F2F	Web	Total
1. Democrats	817	1326	2143
2. Republicans	407	1216	1623
3. Not much difference between them	728	1304	2032
4. Neither party (VOL)	24	0	24
-8. Don't know	70	0	70
-9. Refused	10	14	24

Weighted Percentages

	F2F		Web		Total	
	Raw	Weights	Raw	Weights	Raw	Weights
1. Democrats	39.7	30.5	34.4	32.0	36.2	31.4
2. Republicans	19.8	29.3	31.5	32.1	27.4	31.1
3. Not much difference between them	35.4	36.3	33.8	35.3	34.3	35.6
4. Neither party (VOL)	1.2	1.2	0.0	0.0	0.4	0.4
-8. Don't know	3.4	2.3	0.0	0.0	1.2	0.8
-9. Refused	0.5	0.5	0.4	0.7	0.4	0.6

preswin_care

Label: Care who wins Presidential Election
 Position: Pre-election survey, section-item no. 37.6-1
 Description: Attitudes and intentions toward coming elections
 Question: Generally speaking, would you say that you personally CARE A GOOD DEAL who wins the presidential election this fall, or that you DON'T CARE VERY MUCH who wins?
 Source: Respondent

Unweighted Frequencies

	F2F	Web	Total
1. Care a good deal	1665	3228	4893
2. Don't care very much	358	614	972
-8. Don't know	29	0	29
-9. Refused	4	18	22

Weighted Percentages

	F2F		Web		Total	
	Raw	Weights	Raw	Weights	Raw	Weights
1. Care a good deal	81.0	81.4	83.6	80.7	82.7	80.9
2. Don't care very much	17.4	17.0	15.9	18.6	16.4	18.1
-8. Don't know	1.4	1.4	0.0	0.0	0.5	0.5
-9. Refused	0.2	0.2	0.5	0.7	0.4	0.5

preswin_win

Label: Who does R think will be elected President
 Position: Pre-election survey, section-item no. 37.6-2
 Description: Attitudes and intentions toward coming elections
 Question: Who do you think will be elected President in November?
 Web Logic: Online, include a small text box in place of ♦SPECIFY♦ in option 5.
 Source: Respondent

Unweighted Frequencies

	F2F	Web	Total
1. <preload: dem_pcname>	1466	2284	3750
2. <preload: rep_pcname>	384	1403	1787
5. Other (SPECIFY) (VOL)	1	61	62
-8. Don't know	193	60	253
-9. Refused	12	52	64

Weighted Percentages

	F2F		Web		Total	
	Raw	Weights	Raw	Weights	Raw	Weights
1. <preload: dem_pcname>	71.3	63.8	59.2	57.4	63.4	59.6
2. <preload: rep_pcname>	18.7	25.2	36.3	37.8	30.2	33.4
5. Other (SPECIFY) (VOL)	0.0	0.0	1.6	1.5	1.0	1.0
-8. Don't know	9.4	10.3	1.6	1.7	4.3	4.7
-9. Refused	0.6	0.7	1.3	1.5	1.1	1.2

preswin_win_othtxt

Label: PRE: Other specify- Who does R think will be elected President

72 unique outcomes. 10 most frequently appearing outcomes:

Unweighted Frequencies

	Count
<NULL>	5826
?	4
dont know	4
Do not know	3
Don't Know	3
not sure	3
unsure	3
don't know	2
have no idea	2
I'm not sure	2

preswin_close

Label: Will Pres race be a close or will (winner) win by a lot
 Position: Pre-election survey, section-item no. 37.6-3
 Description: Attitudes and intentions toward coming elections
 Question: Do you think the Presidential race will be CLOSE or will [preload:
 dem pcname / preload:rep pcname /preswin prespred other name
 / one candidate] WIN BY QUITE A BIT ?
 Universe: IF R THINKS DEMOCRATIC PRES CANDIDATE WILL WIN ELECTION
 / IF R THINKS REPUBLICAN PRES CANDIDATE WILL WIN ELECTION
 / IF R THINKS OTHER PRES CAND WILL WIN ELECTION / IF R
 DOESN'T KNOW WHO WILL WIN PRESIDENTIAL ELECTION:
 Logic: Ask if PRESWIN PRESPRED in(1,2,5,DK), else skip. Load name of
 Dem Pres cand if PRESWIN PRESPRED=1; load name of Rep Pres
 cand if PRESWIN PRESPRED=2; load text of response for code 5
 in PRESWIN PRESPRED if PRESWIN PRESPRED=5; load 'one can-
 didate' if PRESWIN PRESPRED=DK.
 Source: Respondent

Unweighted Frequencies

	F2F	Web	Total
1. Will be close	1587	3179	4766
2. Win by quite a bit	420	663	1083
-1. Inapplicable	12	0	12
-8. Don't know	36	0	36
-9. Refused	1	18	19

Weighted Percentages

	F2F		Web		Total	
	Raw	Weights	Raw	Weights	Raw	Weights
1. Will be close	77.2	80.4	82.4	80.7	80.6	80.6
2. Win by quite a bit	20.4	17.1	17.2	18.5	18.3	18.0
-1. Inapplicable	0.6	0.7	0.0	0.0	0.2	0.2
-8. Don't know	1.8	1.7	0.0	0.0	0.6	0.6
-9. Refused	0.0	0.0	0.5	0.7	0.3	0.5

preswin_state

Label: Which Pres cand will carry state
 Position: Pre-election survey, section-item no. 37.6-4
 Description: Attitudes and intentions toward coming elections
 Question: What about here in [preload: hhstate]? Which candidate for President do you think will carry this state?
 Logic: R's sample address should be present in preload variables HHADD1, HHADD2, HHCITY, HHAPT, HHSTATE, HHZIP. Load preloaded name of state (hhstate).
 Web Logic: Online, include a small text box in place of **◆SPECIFY◆** in option 5.
 Source: Respondent

Unweighted Frequencies

	F2F	Web	Total
1. <preload: dem_pcname>	1223	2229	3452
2. <preload: rep_pcname>	625	1533	2158
5. Other (SPECIFY) (VOL)	1	32	33
-8. Don't know	200	29	229
-9. Refused	7	37	44

Weighted Percentages

	F2F		Web		Total	
	Raw	Weights	Raw	Weights	Raw	Weights
1. <preload: dem_pcname>	59.5	55.4	57.7	55.7	58.4	55.6
2. <preload: rep_pcname>	30.4	34.7	39.7	41.2	36.5	39.0
5. Other (SPECIFY) (VOL)	0.0	0.2	0.8	0.8	0.6	0.6
-8. Don't know	9.7	9.3	0.8	1.0	3.9	3.9
-9. Refused	0.3	0.4	1.0	1.3	0.7	1.0

preswin_state_othtxt

Label: PRE: Other specify- Which Pres cand will carry state

32 unique outcomes. 10 most frequently appearing outcomes:

Unweighted Frequencies

	Count
<NULL>	5875
?	3
not sure	3
Not sure	3
don't know	2
dont know	2
I don't know	2
no clue	2
50/50	1
afraid to know	1

preswin_closest

Label: Will Pres race be close in state
 Position: Pre-election survey, section-item no. 37.6-5
 Description: Attitudes and intentions toward coming elections
 Question: Do you think the Presidential race will be CLOSE here in [preload: hhstate] or will [preload: dem pcname / preswin prwinst other name / preload:rep pcname /one candidate] WIN BY QUITE A BIT ?
 Universe: IF R THINKS DEMOCRATIC PRES CANDIDATE WILL WIN ELECTION / IF R THINKS REPUBLICAN PRES CANDIDATE WILL WIN ELECTION / IF R THINKS OTHER PRES CAND WILL WIN ELECTION / IF R DOESN'T KNOW WHO WILL WIN PRESIDENTIAL ELECTION:
 Logic: Ask if PRESWIN PRWINST in(1,2,5,DK), else skip. Load name of Dem Pres cand if PRESWIN PRWINST=1; load name of Rep Pres cand if PRESWIN PRWINST=2; load text of response for code 5 in PRESWIN PRWINST if PRESWIN PRWINST=5; load 'one candidate' if PRESWIN PRWINST=DK.
 Source: Respondent

Unweighted Frequencies

	F2F	Web	Total
1. Will be close	948	2080	3028
2. Win by quite a bit	1023	1759	2782
-1. Inapplicable	7	0	7
-8. Don't know	77	0	77
-9. Refused	1	21	22

Weighted Percentages

	F2F		Web		Total	
	Raw	Weights	Raw	Weights	Raw	Weights
1. Will be close	46.1	47.7	53.9	52.3	51.2	50.7
2. Win by quite a bit	49.8	48.2	45.6	46.9	47.0	47.4
-1. Inapplicable	0.3	0.4	0.0	0.0	0.1	0.1
-8. Don't know	3.7	3.7	0.0	0.0	1.3	1.3
-9. Refused	0.0	0.1	0.5	0.8	0.4	0.6

preswin_dutychoice

Label: [VERSION 1A] Does R consider voting a duty or choice
Position: Pre-election survey, section-item no. 37.6-9
Description: Attitudes and intentions toward coming elections
Question: Different people feel differently about voting. For some, voting is a duty - they feel they should vote in every election no matter how they feel about the candidates and parties. For others voting is a choice - they feel free to vote or not to vote, depending on how they feel about the candidates and parties. For you personally, is voting mainly a duty, mainly a choice, or neither a duty nor a choice?
Universe: IF R SELECTED FOR VERSION 1A OF VERSION 1A / VERSION 1B
SPlice:
Logic: Create variable dutychc with cases randomly assigned to 1 or 2; Respondents assigned dutychc=1 are asked PRESWIN DUTY-CHOICE and respondents assigned dutychc=2 are asked PRESWIN CHOICEDUTY. Ask if dutychc=1.
Source: Respondent

Unweighted Frequencies

	F2F	Web	Total
1. Mainly a duty	430	978	1408
2. Mainly a choice	454	728	1182
3. Neither a duty nor a choice	131	225	356
-1. Inapplicable	1033	1922	2955
-8. Don't know	6	0	6
-9. Refused	2	7	9

Weighted Percentages

	F2F		Web		Total	
	Raw	Weights	Raw	Weights	Raw	Weights
1. Mainly a duty	20.9	21.1	25.3	22.7	23.8	22.1
2. Mainly a choice	22.1	21.9	18.9	20.8	20.0	21.2
3. Neither a duty nor a choice	6.4	5.7	5.8	6.0	6.0	5.9
-1. Inapplicable	50.2	51.0	49.8	50.2	49.9	50.5
-8. Don't know	0.3	0.2	0.0	0.0	0.1	0.1
-9. Refused	0.1	0.1	0.2	0.3	0.2	0.3

preswin_choiceduty

Label: [VERSION 1B] Does R consider voting a choice or duty
 Position: Pre-election survey, section-item no. 37.6-10
 Description: Attitudes and intentions toward coming elections
 Question: Different people feel differently about voting. For some, voting is a choice - they feel free to vote or not to vote, depending on how they feel about the candidates and parties. For others voting is a duty - they feel they should vote in every election no matter how they feel about the candidates and parties. For you personally, is voting mainly a choice, mainly a duty, or neither a choice nor a duty?
 Universe: IF R SELECTED FOR VERSION 1B OF VERSION 1A / VERSION 1B
 SPLICE:
 Logic: Ask if dutychc=2.
 Source: Respondent

Unweighted Frequencies

	F2F	Web	Total
1. Mainly a choice	449	648	1097
2. Mainly a duty	455	991	1446
3. Neither a duty nor a choice	119	279	398
-1. Inapplicable	1023	1938	2961
-8. Don't know	8	0	8
-9. Refused	2	4	6

Weighted Percentages

	F2F		Web		Total	
	Raw	Weights	Raw	Weights	Raw	Weights
1. Mainly a choice	21.8	22.5	16.8	18.2	18.5	19.7
2. Mainly a duty	22.1	23.3	25.7	23.8	24.4	23.6
3. Neither a duty nor a choice	5.8	4.9	7.2	7.9	6.7	6.8
-1. Inapplicable	49.8	49.0	50.2	49.8	50.1	49.5
-8. Don't know	0.4	0.2	0.0	0.0	0.1	0.1
-9. Refused	0.1	0.0	0.1	0.3	0.1	0.2

preswin_dutyst

Label: How strongly does R feel that voting is a duty
 Position: Pre-election survey, section-item no. 37.6-11
 Description: Attitudes and intentions toward coming elections
 Question: How strongly do you feel that voting is a duty? [very strongly, moderately strongly, or a little strongly / a little strongly, moderately strongly, or very strongly]?
 Universe: IF R CONSIDERS VOTING A DUTY:
 Logic: Ask if PRESWIN DUTYCHOICE=1 or PRESWIN CHOICEDUTY=2, else skip
 Source: Respondent

Unweighted Frequencies

	F2F	Web	Total
1. Very strongly	718	1251	1969
2. Moderately strongly	147	563	710
3. A little strongly	20	154	174
-1. Inapplicable	1171	1891	3062
-9. Refused	0	1	1

Weighted Percentages

	F2F		Web		Total	
	Raw	Weights	Raw	Weights	Raw	Weights
1. Very strongly	34.9	36.0	32.4	26.7	33.3	29.9
2. Moderately strongly	7.1	7.1	14.6	15.3	12.0	12.5
3. A little strongly	1.0	1.3	4.0	4.3	2.9	3.3
-1. Inapplicable	57.0	55.6	49.0	53.5	51.8	54.3
-9. Refused	0.0	0.0	0.0	0.1	0.0	0.1

preswin_choicest

Label: How strongly does R feel that voting is a choice
 Position: Pre-election survey, section-item no. 37.6-12
 Description: Attitudes and intentions toward coming elections
 Question: How strongly do you feel that voting is a choice? [very strongly, moderately strongly, or a little strongly / a little strongly, moderately strongly, or very strongly]?
 Universe: IF R CONSIDERS VOTING A CHOICE:
 Logic: Ask if PRESWIN DUTYCHOICE=2 or PRESWIN CHOICEDUTY=1, else skip
 Source: Respondent

Unweighted Frequencies

	F2F	Web	Total
1. Very strongly	589	690	1279
2. Moderately strongly	251	549	800
3. A little strongly	63	137	200
-1. Inapplicable	1153	2484	3637

Weighted Percentages

	F2F		Web		Total	
	Raw	Weights	Raw	Weights	Raw	Weights
1. Very strongly	28.6	28.9	17.9	18.7	21.6	22.2
2. Moderately strongly	12.2	12.7	14.2	16.4	13.5	15.1
3. A little strongly	3.1	2.9	3.5	3.9	3.4	3.6
-1. Inapplicable	56.1	55.5	64.4	61.0	61.5	59.1

preswin_dutychoice_x

Label: PRE: SUMMARY- Does R consider voting as duty/choice

Unweighted Frequencies

	F2F	Web	Total
1. Very strongly feel voting is a duty	718	1251	1969
2. Moderately strongly feel voting is a duty	147	563	710
3. A little strongly feel voting is a duty	20	154	174
4. Feel voting is neither duty nor choice	250	504	754
5. A little strongly feel voting is a choice	63	137	200
6. Moderately strongly feel voting is a choice	251	549	800
7. Very strongly feel voting is a choice	589	690	1279
-8. Don't know	14	0	14
-9. Refused	4	12	16

Weighted Percentages

	F2F		Web		Total	
	Raw	Weights	Raw	Weights	Raw	Weights
1. Very strongly feel voting is a duty	34.9	36.0	32.4	26.7	33.3	29.9
2. Moderately strongly feel voting is a duty	7.1	7.1	14.6	15.3	12.0	12.5
3. A little strongly feel voting is a duty	1.0	1.3	4.0	4.3	2.9	3.3
4. Feel voting is neither duty nor choice	12.2	10.6	13.1	13.9	12.7	12.7
5. A little strongly feel voting is a choice	3.1	2.9	3.5	3.9	3.4	3.6
6. Moderately strongly feel voting is a choice	12.2	12.7	14.2	16.4	13.5	15.1
7. Very strongly feel voting is a choice	28.6	28.9	17.9	18.7	21.6	22.2
-8. Don't know	0.7	0.4	0.0	0.0	0.2	0.1
-9. Refused	0.2	0.1	0.3	0.7	0.3	0.5

usworld_stronger

Label: During last year, U.S. position in world weaker/str
 Position: Pre-election survey, section-item no. 38-1
 Description: U.S. position in the world
 Question: Turning to some other types of issues facing the country. During the past year, would you say that the United States' position in the world has grown WEAKER, stayed ABOUT THE SAME, or has it grown STRONGER?
 Source: Respondent

Unweighted Frequencies

	F2F	Web	Total
1. Weaker	930	1872	2802
2. Stayed about the same	696	1574	2270
3. Stronger	385	401	786
-8. Don't know	41	0	41
-9. Refused	4	13	17

Weighted Percentages

	F2F		Web		Total	
	Raw	Weights	Raw	Weights	Raw	Weights
1. Weaker	45.2	52.0	48.5	49.1	47.4	50.1
2. Stayed about the same	33.9	31.8	40.8	41.4	38.4	38.1
3. Stronger	18.7	14.2	10.4	8.9	13.3	10.8
-8. Don't know	2.0	1.7	0.0	0.0	0.7	0.6
-9. Refused	0.2	0.2	0.3	0.6	0.3	0.5

usworld_stay

Label: Country would be better off if we just stayed home
 Position: Pre-election survey, section-item no. 38-2
 Description: U.S. position in the world
 Question: Do you AGREE or DISAGREE with this statement: 'This country would be better off if we just stayed home and did not concern ourselves with problems in other parts of the world.'
 Source: Respondent

Unweighted Frequencies

	F2F	Web	Total
1. Agree	647	1504	2151
2. Disagree	1330	2329	3659
-8. Don't know	67	0	67
-9. Refused	12	27	39

Weighted Percentages

	F2F		Web		Total	
	Raw	Weights	Raw	Weights	Raw	Weights
1. Agree	31.5	28.5	39.0	42.3	36.4	37.5
2. Disagree	64.7	68.0	60.3	56.8	61.8	60.7
-8. Don't know	3.3	3.0	0.0	0.0	1.1	1.0
-9. Refused	0.6	0.6	0.7	0.9	0.7	0.8

pid_self

Label: Party ID: Does R think of self as Dem, Rep, Ind or what
Position: Pre-election survey, section-item no. 39-1
Description: R party ID
Question: Generally speaking, do you usually think of yourself as a [DEMOCRAT, a REPUBLICAN / a REPUBLICAN, a DEMOCRAT], an INDEPENDENT, or what?
Randomization: Order of parties in question text
Logic: Respondents should be randomly assigned to have either 'a DEMOCRAT, a REPUBLICAN' or 'a REPUBLICAN, a DEMOCRAT' ; (a variable should record at case level which order was assigned to R, 1=Dem 1st, 2=Rep 1st).
Web Logic: Online, include a small text box in place of ♦SPECIFY♦ in option 5. Omit response option 0.
Source: Respondent

Unweighted Frequencies

	F2F	Web	Total
0. No preference (VOL)	66	0	66
1. Democrat	905	1458	2363
2. Republican	333	1056	1389
3. Independent	651	1194	1845
5. Other party (SPECIFY)	42	119	161
-8. Don't know	44	0	44
-9. Refused	15	33	48

	Weighted Percentages					
	F2F		Web		Total	
	Raw	Weights	Raw	Weights	Raw	Weights
0. No preference (VOL)	3.2	3.4	0.0	0.0	1.1	1.2
1. Democrat	44.0	32.6	37.8	35.7	39.9	34.6
2. Republican	16.2	23.5	27.4	29.0	23.5	27.1
3. Independent	31.7	35.1	30.9	30.7	31.2	32.2
5. Other party (SPECIFY)	2.0	3.1	3.1	3.4	2.7	3.3
-8. Don't know	2.1	1.7	0.0	0.0	0.7	0.6
-9. Refused	0.7	0.6	0.9	1.2	0.8	1.0

pid_self_oth

Label: PRE: RESTRICTED: Other specify- Party ID

1 unique outcome.

Unweighted Frequencies

	<u>Count</u>
-1. Inapplicable	0
-3. Restricted access	5916
-4. Error	<u>0</u>

pid_strong

Label: Party Identification strong - Democrat/Republican
 Position: Pre-election survey, section-item no. 39-2
 Description: R party ID
 Question: Would you call yourself a STRONG [Democrat / Republican] or a NOT VERY STRONG Democrat / Republican]?
 Universe: IF R CONSIDERS SELF A DEMOCRAT: / IF R CONSIDERS SELF A REPUBLICAN :
 Logic: Ask if PTYID RPTYID in(1,2), else skip. Load 'Democrat' if PTYID RPTYID=1; load 'Republican' if PTYID RPTYID=2.
 Source: Respondent

Unweighted Frequencies

	F2F	Web	Total
1. Strong	770	1477	2247
2. Not very strong	462	1034	1496
-1. Inapplicable	818	1346	2164
-4. Error	1	0	1
-8. Don't know	4	0	4
-9. Refused	1	3	4

Weighted Percentages

	F2F		Web		Total	
	Raw	Weights	Raw	Weights	Raw	Weights
1. Strong	37.5	32.9	38.3	34.9	38.0	34.2
2. Not very strong	22.5	23.1	26.8	29.7	25.3	27.4
-1. Inapplicable	39.8	43.9	34.9	35.3	36.6	38.3
-8. Don't know	0.2	0.1	0.0	0.0	0.1	0.0
-9. Refused	0.0	0.0	0.1	0.1	0.1	0.1

pid_lean

Label: No Party Identification - closer to Dems or Reps
 Position: Pre-election survey, section-item no. 39-3
 Description: R party ID
 Question: Do you think of yourself as CLOSER to the Republican Party or to the Democratic party?
 Universe: IF R'S PARTY IDENTIFICATION IS INDEPENDENT, NO PREFERENCE, OTHER, DK:
 Logic: Ask if PTYID RPTYID in(0,3,5,DK), else skip.
 Web Logic: Online, include response option 2 but omit the ♦VOL♦ text.
 Source: Respondent

Unweighted Frequencies

	F2F	Web	Total
1. Closer to Republican	235	375	610
2. Neither (VOL)	160	558	718
3. Closer to Democratic	351	396	747
-1. Inapplicable	1253	2514	3767
-8. Don't know	53	0	53
-9. Refused	4	17	21

Weighted Percentages

	F2F		Web		Total	
	Raw	Weights	Raw	Weights	Raw	Weights
1. Closer to Republican	11.4	17.5	9.7	9.3	10.3	12.2
2. Neither (VOL)	7.8	7.1	14.5	15.6	12.1	12.6
3. Closer to Democratic	17.1	15.6	10.3	9.6	12.6	11.7
-1. Inapplicable	60.9	56.7	65.1	64.7	63.7	62.0
-8. Don't know	2.6	2.7	0.0	0.0	0.9	0.9
-9. Refused	0.2	0.2	0.4	0.8	0.4	0.6

pid_x

Label: PRE: SUMMARY- Party ID

Unweighted Frequencies

	F2F	Web	Total
1. Strong Democrat	593	892	1485
2. Not very strong Democrat	307	566	873
3. Independent-Democrat	351	396	747
4. Independent	217	575	792
5. Independent-Republican	235	375	610
6. Not very strong Republican	155	468	623
7. Strong Republican	177	585	762
-2. Missing	21	3	24

Weighted Percentages

	F2F		Web		Total	
	Raw	Weights	Raw	Weights	Raw	Weights
1. Strong Democrat	28.8	19.9	23.1	19.3	25.1	19.5
2. Not very strong Democrat	14.9	12.6	14.7	16.4	14.8	15.0
3. Independent-Democrat	17.1	15.6	10.3	9.6	12.6	11.7
4. Independent	10.6	10.1	14.9	16.4	13.4	14.2
5. Independent-Republican	11.4	17.5	9.7	9.3	10.3	12.2
6. Not very strong Republican	7.5	10.5	12.1	13.4	10.5	12.4
7. Strong Republican	8.6	13.0	15.2	15.5	12.9	14.7
-2. Missing	1.0	0.7	0.1	0.1	0.4	0.3

tea_supp

Label: Tea Party Support
Position: Pre-election survey, section-item no. 39.5-1
Description: Tea Party
Question: Do you support, oppose, or neither support nor oppose the Tea Party movement?
Source: Respondent

Unweighted Frequencies

	F2F	Web	Total
1. Support	308	654	962
2. Oppose	612	1324	1936
3. Neither Support nor oppose	806	1866	2672
-8. Don't know	308	0	308
-9. Refused	22	16	38

Weighted Percentages

	F2F		Web		Total	
	Raw	Weights	Raw	Weights	Raw	Weights
1. Support	15.0	18.8	16.9	16.9	16.3	17.5
2. Oppose	29.8	28.2	34.3	31.4	32.7	30.3
3. Neither Support nor oppose	39.2	40.0	48.3	50.9	45.2	47.1
-8. Don't know	15.0	12.3	0.0	0.0	5.2	4.3
-9. Refused	1.1	0.6	0.4	0.8	0.6	0.7

tea_suppstr

Label: Strength support or oppose tea party
 Position: Pre-election survey, section-item no. 39.5-1.2
 Description: Tea Party
 Question: Would you say your [support/opposition] is strong or not very strong?
 Universe: IF R SUPPORTS THE TEA PARTY / IF R OPPOSES THE TEA PARTY:
 Logic: Ask if TEAPTY SUPP in(1,2), else skip. Load 'support' if TEAPTY SUPP=1; load 'opposition' if TEAPTY SUPP=2.
 Web Logic: Online, bank with previous item, TEAPTY SUPP.
 Source: Respondent

Unweighted Frequencies

	F2F	Web	Total
1. Strong	638	1540	2178
2. Not very strong	278	390	668
-1. Inapplicable	1136	1882	3018
-8. Don't know	4	0	4
-9. Refused	0	48	48

Weighted Percentages

	F2F		Web		Total	
	Raw	Weights	Raw	Weights	Raw	Weights
1. Strong	31.0	33.1	39.9	36.9	36.8	35.6
2. Not very strong	13.5	13.7	10.1	10.4	11.3	11.5
-1. Inapplicable	55.3	53.0	48.8	51.7	51.0	52.2
-8. Don't know	0.2	0.2	0.0	0.0	0.1	0.1
-9. Refused	0.0	0.0	1.2	0.9	0.8	0.6

tea_suppln

Label: Neither - closer to support or oppose
 Position: Pre-election survey, section-item no. 39.5-1.3
 Description: Tea Party
 Question: Do you lean toward supporting, lean toward opposing, or do you not lean either way?
 Universe: IF R DOES NOT SUPPORT NOR OPPOSE THE TEA PARTY:
 Logic: Ask if TEAPTY SUPP =3, else skip.
 Web Logic: Online, bank with TEAPTY SUPP.
 Source: Respondent

Unweighted Frequencies

	F2F	Web	Total
1. Lean toward supporting	70	346	416
2. Lean toward opposing	48	190	238
3. Do not lean either way	682	1326	2008
-1. Inapplicable	1250	1994	3244
-8. Don't know	5	0	5
-9. Refused	1	4	5

Weighted Percentages

	F2F		Web		Total	
	Raw	Weights	Raw	Weights	Raw	Weights
1. Lean toward supporting	3.4	4.5	9.0	8.5	7.0	7.1
2. Lean toward opposing	2.3	2.3	4.9	4.4	4.0	3.7
3. Do not lean either way	33.2	33.0	34.4	37.9	33.9	36.2
-1. Inapplicable	60.8	60.0	51.7	49.1	54.8	52.9
-8. Don't know	0.2	0.2	0.0	0.0	0.1	0.1
-9. Refused	0.0	0.0	0.1	0.1	0.1	0.1

tea_supp_x

Label: PRE: SUMMARY- Tea Party support

Unweighted Frequencies

	F2F	Web	Total
1. Strong support	173	415	588
2. Not very strong support	133	228	361
3. Lean toward supporting	70	346	416
4. Do not lean either way	682	1326	2008
5. Lean toward opposing	48	190	238
6. Not very strong opposition	145	162	307
7. Strong opposition	465	1125	1590
-8. Don't know	317	0	317
-9. Refused	23	68	91

Weighted Percentages

	F2F		Web		Total	
	Raw	Weights	Raw	Weights	Raw	Weights
1. Strong support	8.4	11.5	10.8	10.9	9.9	11.1
2. Not very strong support	6.5	7.1	5.9	5.7	6.1	6.2
3. Lean toward supporting	3.4	4.5	9.0	8.5	7.0	7.1
4. Do not lean either way	33.2	33.0	34.4	37.9	33.9	36.2
5. Lean toward opposing	2.3	2.3	4.9	4.4	4.0	3.7
6. Not very strong opposition	7.1	6.5	4.2	4.7	5.2	5.3
7. Strong opposition	22.6	21.6	29.1	26.1	26.9	24.5
-8. Don't know	15.4	12.8	0.0	0.0	5.4	4.4
-9. Refused	1.1	0.6	1.8	1.9	1.5	1.4

ctrait_dpcmoral

Label: Pres Dem cand trait moral
Position: Pre-election survey, section-item no. 40-2
Description: Presidential candidate traits
Question: [Think about [preload: DEM PCNAME]. In your opinion, does the phrase 'he is MORAL' describe [preload: dem pcname] [EXTREMELY WELL, VERY WELL, MODERATELY WELL, SLIGHTLY WELL, or NOT WELL AT ALL/ NOT WELL AT ALL, SLIGHTLY WELL, MODERATELY WELL, VERY WELL, or EXTREMELY WELL]? / (What about) 'MORAL'? (Does this phrase describe [preload: dem pcname] [EXTREMELY WELL, VERY WELL, MODERATELY WELL, SLIGHTLY WELL, or NOT WELL AT ALL?/ NOT WELL AT ALL, SLIGHTLY WELL, MODERATELY WELL, VERY WELL, or EXTREMELY WELL])]
Randomization: Order of Pres cand; order of traits
Universe: IF TRAIT IS 1ST TRAIT FOR DEMOCRATIC PRESIDENTIAL CANDIDATE / IF TRAIT IS NOT 1ST TRAIT FOR DEMOCRATIC PRESIDENTIAL CANDIDATE:
Logic: Randomize the order of the Democratic and Republican presidential candidates, for each of whom 7 trait questions are administered. Within the set of traits for each, randomize the order of traits (same order for both candidates). If a trait is the 1st trait administered, the question wording begins 'Thank about....' else wording begins '(What about)...'
Web Logic: Online, omit the parentheses in the question text.
Source: Respondent

Unweighted Frequencies

	F2F	Web	Total
1. Extremely well	546	765	1311
2. Very well	589	962	1551
3. Moderately well	426	749	1175
4. Slightly well	219	564	783
5. Not well at all	201	790	991
-8. Don't know	69	0	69
-9. Refused	6	30	36

Weighted Percentages

	F2F		Web		Total	
	Raw	Weights	Raw	Weights	Raw	Weights
1. Extremely well	26.6	19.8	19.8	17.4	22.2	18.2
2. Very well	28.6	25.8	24.9	23.2	26.2	24.1
3. Moderately well	20.7	24.1	19.4	21.4	19.9	22.4
4. Slightly well	10.7	14.4	14.6	16.0	13.2	15.4
5. Not well at all	9.8	12.6	20.5	21.0	16.8	18.1
-8. Don't know	3.4	2.8	0.0	0.0	1.2	1.0
-9. Refused	0.3	0.4	0.8	1.1	0.6	0.8

ctrait_dpclead

Label: Pres Dem cand trait strong leadership
Position: Pre-election survey, section-item no. 40-3
Description: Presidential candidate traits
Question: [Think about [preload: DEM PCNAME]. In your opinion, does the phrase 'he PROVIDES STRONG LEADERSHIP' describe [preload: dem pcname] [EXTREMELY WELL, VERY WELL, MODERATELY WELL, SLIGHTLY WELL, or NOT WELL AT ALL/ NOT WELL AT ALL, SLIGHTLY WELL, MODERATELY WELL, VERY WELL, or EXTREMELY WELL]? / (What about) 'PROVIDES STRONG LEADERSHIP'? (Does this phrase describe [preload: dem pcname] [EXTREMELY WELL, VERY WELL, MODERATELY WELL, SLIGHTLY WELL, or NOT WELL AT ALL?/ NOT WELL AT ALL, SLIGHTLY WELL, MODERATELY WELL, VERY WELL, or EXTREMELY WELL])
Randomization: Order of Pres cand; order of traits
Universe: IF TRAIT IS 1ST TRAIT FOR DEMOCRATIC PRESIDENTIAL CANDIDATE / IF TRAIT IS NOT 1ST TRAIT FOR DEMOCRATIC PRESIDENTIAL CANDIDATE:
Web Logic: Online, omit the parentheses in the question text.
Source: Respondent

Unweighted Frequencies

	F2F	Web	Total
1. Extremely well	506	568	1074
2. Very well	578	838	1416
3. Moderately well	431	840	1271
4. Slightly well	244	565	809
5. Not well at all	265	1026	1291
-8. Don't know	27	0	27
-9. Refused	5	23	28

Weighted Percentages

	F2F		Web		Total	
	Raw	Weights	Raw	Weights	Raw	Weights
1. Extremely well	24.6	16.1	14.7	13.5	18.2	14.4
2. Very well	28.1	25.0	21.7	20.3	23.9	22.0
3. Moderately well	21.0	24.9	21.8	22.6	21.5	23.4
4. Slightly well	11.9	14.9	14.6	15.5	13.7	15.3
5. Not well at all	12.9	17.6	26.6	27.2	21.8	23.9
-8. Don't know	1.3	1.3	0.0	0.0	0.5	0.4
-9. Refused	0.2	0.3	0.6	1.0	0.5	0.7

ctrait_dpccare

Label: Pres Dem cand trait really cares
Position: Pre-election survey, section-item no. 40-4
Description: Presidential candidate traits
Question: [Think about [preload: DEM PCNAME]. In your opinion, does the phrase 'he REALLY CARES ABOUT PEOPLE LIKE YOU' describe [preload: dem pcname] [EXTREMELY WELL, VERY WELL, MODERATELY WELL, SLIGHTLY WELL, or NOT WELL AT ALL/ NOT WELL AT ALL, SLIGHTLY WELL, MODERATELY WELL, VERY WELL, or EXTREMELY WELL]? / (What about) 'REALLY CARES ABOUT PEOPLE LIKE YOU'? (Does this phrase describe [preload: dem pcname] [EXTREMELY WELL, VERY WELL, MODERATELY WELL, SLIGHTLY WELL, or NOT WELL AT ALL?/ NOT WELL AT ALL, SLIGHTLY WELL, MODERATELY WELL, VERY WELL, or EXTREMELY WELL])
Randomization: Order of Pres cand; order of traits
Universe: IF TRAIT IS 1ST TRAIT FOR DEMOCRATIC PRESIDENTIAL CANDIDATE / IF TRAIT IS NOT 1ST TRAIT FOR DEMOCRATIC PRESIDENTIAL CANDIDATE:
Web Logic: Online, omit the parentheses in the question text.
Source: Respondent

Unweighted Frequencies

	F2F	Web	Total
1. Extremely well	588	788	1376
2. Very well	496	796	1292
3. Moderately well	382	694	1076
4. Slightly well	252	530	782
5. Not well at all	307	1025	1332
-8. Don't know	26	0	26
-9. Refused	5	27	32

Weighted Percentages

	F2F		Web		Total	
	Raw	Weights	Raw	Weights	Raw	Weights
1. Extremely well	28.6	19.8	20.4	18.2	23.3	18.8
2. Very well	24.1	21.4	20.6	20.2	21.8	20.6
3. Moderately well	18.6	20.3	18.0	19.4	18.2	19.8
4. Slightly well	12.3	14.8	13.7	14.5	13.2	14.6
5. Not well at all	14.9	22.2	26.6	26.6	22.5	25.1
-8. Don't know	1.3	1.1	0.0	0.0	0.4	0.4
-9. Refused	0.2	0.3	0.7	1.0	0.5	0.8

ctrait_dpcknow

Label: Pres Dem cand trait knowledgeable
Position: Pre-election survey, section-item no. 40-5
Description: Presidential candidate traits
Question: [Think about [preload: DEM PCNAME]. In your opinion, does the phrase 'he is KNOWLEDGEABLE' describe [preload: dem pname] [EXTREMELY WELL, VERY WELL, MODERATELY WELL, SLIGHTLY WELL, or NOT WELL AT ALL/ NOT WELL AT ALL, SLIGHTLY WELL, MODERATELY WELL, VERY WELL, or EXTREMELY WELL]? / (What about) 'KNOWLEDGEABLE'? (Does this phrase describe [preload: dem pname] [EXTREMELY WELL, VERY WELL, MODERATELY WELL, SLIGHTLY WELL, or NOT WELL AT ALL?/ NOT WELL AT ALL, SLIGHTLY WELL, MODERATELY WELL, VERY WELL, or EXTREMELY WELL])]
Randomization: Order of Pres cand; order of traits
Universe: IF TRAIT IS 1ST TRAIT FOR DEMOCRATIC PRESIDENTIAL CANDIDATE / IF TRAIT IS NOT 1ST TRAIT FOR DEMOCRATIC PRESIDENTIAL CANDIDATE:
Web Logic: Online, omit the parentheses in the question text.
Source: Respondent

Unweighted Frequencies

	F2F	Web	Total
1. Extremely well	643	876	1519
2. Very well	693	1026	1719
3. Moderately well	411	885	1296
4. Slightly well	177	563	740
5. Not well at all	97	486	583
-8. Don't know	30	0	30
-9. Refused	5	24	29

Weighted Percentages

	F2F		Web		Total	
	Raw	Weights	Raw	Weights	Raw	Weights
1. Extremely well	31.3	25.0	22.7	20.6	25.7	22.2
2. Very well	33.7	33.1	26.6	26.1	29.1	28.5
3. Moderately well	20.0	23.8	22.9	23.8	21.9	23.8
4. Slightly well	8.6	11.1	14.6	15.9	12.5	14.2
5. Not well at all	4.7	5.8	12.6	12.6	9.9	10.2
-8. Don't know	1.5	1.0	0.0	0.0	0.5	0.4
-9. Refused	0.2	0.3	0.6	0.9	0.5	0.7

ctrait_dpcint

Label: Pres Dem cand trait intelligent
Position: Pre-election survey, section-item no. 40-6
Description: Presidential candidate traits
Question: [Think about [preload: DEM PCNAME]. In your opinion, does the phrase 'he is INTELLIGENT' describe [preload: dem pcname] [EXTREMELY WELL, VERY WELL, MODERATELY WELL, SLIGHTLY WELL, or NOT WELL AT ALL/ NOT WELL AT ALL, SLIGHTLY WELL, MODERATELY WELL, VERY WELL, or EXTREMELY WELL]? / (What about) 'INTELLIGENT'? (Does this phrase describe [preload: dem pcname] [EXTREMELY WELL, VERY WELL, MODERATELY WELL, SLIGHTLY WELL, or NOT WELL AT ALL?/ NOT WELL AT ALL, SLIGHTLY WELL, MODERATELY WELL, VERY WELL, or EXTREMELY WELL])]
Randomization: Order of Pres cand; order of traits
Universe: IF TRAIT IS 1ST TRAIT FOR DEMOCRATIC PRESIDENTIAL CANDIDATE / IF TRAIT IS NOT 1ST TRAIT FOR DEMOCRATIC PRESIDENTIAL CANDIDATE:
Web Logic: Online, omit the parentheses in the question text.
Source: Respondent

Unweighted Frequencies

	F2F	Web	Total
1. Extremely well	781	1190	1971
2. Very well	757	1163	1920
3. Moderately well	308	802	1110
4. Slightly well	131	382	513
5. Not well at all	55	299	354
-8. Don't know	17	0	17
-9. Refused	7	24	31

Weighted Percentages

	F2F		Web		Total	
	Raw	Weights	Raw	Weights	Raw	Weights
1. Extremely well	38.0	30.7	30.8	27.5	33.3	28.7
2. Very well	36.8	39.2	30.1	29.8	32.5	33.0
3. Moderately well	15.0	18.6	20.8	22.4	18.8	21.1
4. Slightly well	6.4	7.3	9.9	11.1	8.7	9.8
5. Not well at all	2.7	3.1	7.7	8.2	6.0	6.4
-8. Don't know	0.8	0.7	0.0	0.0	0.3	0.2
-9. Refused	0.3	0.4	0.6	1.0	0.5	0.8

ctrain_dpchonst

Label: Pres Dem cand trait honest
Position: Pre-election survey, section-item no. 40-7
Description: Presidential candidate traits
Question: [Think about [preload: DEM PCNAME]. In your opinion, does the phrase 'he is HONEST' describe [preload: dem pcname] [EXTREMELY WELL, VERY WELL, MODERATELY WELL, SLIGHTLY WELL, or NOT WELL AT ALL/ NOT WELL AT ALL, SLIGHTLY WELL, MODERATELY WELL, VERY WELL, or EXTREMELY WELL]? / (What about) 'HONEST'? (Does this phrase describe [preload: dem pcname] [EXTREMELY WELL, VERY WELL, MODERATELY WELL, SLIGHTLY WELL, or NOT WELL AT ALL?/ NOT WELL AT ALL, SLIGHTLY WELL, MODERATELY WELL, VERY WELL, or EXTREMELY WELL])
Randomization: Order of Pres cand; order of traits
Universe: IF TRAIT IS 1ST TRAIT FOR DEMOCRATIC PRESIDENTIAL CANDIDATE / IF TRAIT IS NOT 1ST TRAIT FOR DEMOCRATIC PRESIDENTIAL CANDIDATE:
Web Logic: Online, omit the parentheses in the question text.
Source: Respondent

Unweighted Frequencies

	F2F	Web	Total
1. Extremely well	494	699	1193
2. Very well	566	872	1438
3. Moderately well	444	756	1200
4. Slightly well	229	511	740
5. Not well at all	285	996	1281
-8. Don't know	32	0	32
-9. Refused	6	26	32

Weighted Percentages

	F2F		Web		Total	
	Raw	Weights	Raw	Weights	Raw	Weights
1. Extremely well	24.0	16.8	18.1	16.1	20.2	16.3
2. Very well	27.5	24.2	22.6	21.4	24.3	22.4
3. Moderately well	21.6	23.9	19.6	21.1	20.3	22.0
4. Slightly well	11.1	13.6	13.2	14.2	12.5	14.0
5. Not well at all	13.9	20.0	25.8	26.3	21.7	24.1
-8. Don't know	1.6	1.2	0.0	0.0	0.5	0.4
-9. Refused	0.3	0.3	0.7	1.0	0.5	0.7

ctrait_rpcmoral

Label: Pres Rep cand trait moral
Position: Pre-election survey, section-item no. 40-9
Description: Presidential candidate traits
Question: [Think about [preload: REP PCNAME]. In your opinion, does the phrase 'he is MORAL' describe [preload: rep pcname] [EXTREMELY WELL, VERY WELL, MODERATELY WELL, SLIGHTLY WELL, or NOT WELL AT ALL/ NOT WELL AT ALL, SLIGHTLY WELL, MODERATELY WELL, VERY WELL, or EXTREMELY WELL]? / (What about) 'MORAL'? (Does this phrase describe [preload: rep pcname] [EXTREMELY WELL, VERY WELL, MODERATELY WELL, SLIGHTLY WELL, or NOT WELL AT ALL?/ NOT WELL AT ALL, SLIGHTLY WELL, MODERATELY WELL, VERY WELL, or EXTREMELY WELL])]
Randomization: Order of Pres cand; order of traits
Universe: IF TRAIT IS 1ST TRAIT FOR REPUBLICAN PRESIDENTIAL CANDIDATE / IF TRAIT IS NOT 1ST TRAIT FOR REPUBLICAN PRESIDENTIAL CANDIDATE:
Web Logic: Online, omit the parentheses in the question text.
Source: Respondent

Unweighted Frequencies

	F2F	Web	Total
1. Extremely well	221	719	940
2. Very well	330	782	1112
3. Moderately well	495	843	1338
4. Slightly well	393	734	1127
5. Not well at all	478	743	1221
-8. Don't know	129	0	129
-9. Refused	10	39	49

Weighted Percentages

	F2F		Web		Total	
	Raw	Weights	Raw	Weights	Raw	Weights
1. Extremely well	10.7	15.9	18.6	16.5	15.9	16.3
2. Very well	16.1	21.6	20.3	20.0	18.8	20.6
3. Moderately well	24.1	25.3	21.8	21.8	22.6	23.0
4. Slightly well	19.1	16.2	19.0	19.8	19.1	18.5
5. Not well at all	23.2	15.6	19.2	20.3	20.6	18.7
-8. Don't know	6.3	5.1	0.0	0.0	2.2	1.8
-9. Refused	0.5	0.4	1.0	1.6	0.8	1.2

ctrait_rpclead

Label: Pres Rep cand trait strong leadership
Position: Pre-election survey, section-item no. 40-10
Description: Presidential candidate traits
Question: [Think about [preload: REP PCNAME]. In your opinion, does the phrase 'he PROVIDES STRONG LEADERSHIP' describe [preload: rep pcname] [EXTREMELY WELL, VERY WELL, MODERATELY WELL, SLIGHTLY WELL, or NOT WELL AT ALL/ NOT WELL AT ALL, SLIGHTLY WELL, MODERATELY WELL, VERY WELL, or EXTREMELY WELL]? / (What about) 'PROVIDES STRONG LEADERSHIP'? (Does this phrase describe [preload: rep pcname] [EXTREMELY WELL, VERY WELL, MODERATELY WELL, SLIGHTLY WELL, or NOT WELL AT ALL?/ NOT WELL AT ALL, SLIGHTLY WELL, MODERATELY WELL, VERY WELL, or EXTREMELY WELL])
Randomization: Order of Pres cand; order of traits
Universe: IF TRAIT IS 1ST TRAIT FOR REPUBLICAN PRESIDENTIAL CANDIDATE / IF TRAIT IS NOT 1ST TRAIT FOR REPUBLICAN PRESIDENTIAL CANDIDATE:
Web Logic: Online, omit the parentheses in the question text.
Source: Respondent

Unweighted Frequencies

	F2F	Web	Total
1. Extremely well	151	502	653
2. Very well	347	761	1108
3. Moderately well	510	974	1484
4. Slightly well	350	769	1119
5. Not well at all	577	819	1396
-8. Don't know	110	0	110
-9. Refused	11	35	46

Weighted Percentages

	F2F		Web		Total	
	Raw	Weights	Raw	Weights	Raw	Weights
1. Extremely well	7.3	10.3	13.0	12.7	11.0	11.9
2. Very well	16.9	22.0	19.7	19.3	18.7	20.2
3. Moderately well	24.8	27.3	25.2	25.9	25.1	26.4
4. Slightly well	17.0	15.0	19.9	18.9	18.9	17.6
5. Not well at all	28.1	20.3	21.2	21.9	23.6	21.3
-8. Don't know	5.4	4.7	0.0	0.0	1.9	1.6
-9. Refused	0.5	0.5	0.9	1.3	0.8	1.0

ctrait_rpccare

Label: Pres Rep cand trait really cares
Position: Pre-election survey, section-item no. 40-11
Description: Presidential candidate traits
Question: [Think about [preload: REP PCNAME]. In your opinion, does the phrase 'he REALLY CARES ABOUT PEOPLE LIKE YOU' describe [preload: rep pcname] [EXTREMELY WELL, VERY WELL, MODERATELY WELL, SLIGHTLY WELL, or NOT WELL AT ALL/ NOT WELL AT ALL, SLIGHTLY WELL, MODERATELY WELL, VERY WELL, or EXTREMELY WELL]? / (What about) 'REALLY CARES ABOUT PEOPLE LIKE YOU'? (Does this phrase describe [preload: rep pcname] [EXTREMELY WELL, VERY WELL, MODERATELY WELL, SLIGHTLY WELL, or NOT WELL AT ALL?/ NOT WELL AT ALL, SLIGHTLY WELL, MODERATELY WELL, VERY WELL, or EXTREMELY WELL])]
Randomization: Order of Pres cand; order of traits
Universe: IF TRAIT IS 1ST TRAIT FOR REPUBLICAN PRESIDENTIAL CANDIDATE / IF TRAIT IS NOT 1ST TRAIT FOR REPUBLICAN PRESIDENTIAL CANDIDATE:
Web Logic: Online, omit the parentheses in the question text.
Source: Respondent

Unweighted Frequencies

	F2F	Web	Total
1. Extremely well	76	266	342
2. Very well	180	504	684
3. Moderately well	336	770	1106
4. Slightly well	372	652	1024
5. Not well at all	993	1634	2627
-8. Don't know	90	0	90
-9. Refused	9	34	43

Weighted Percentages

	F2F		Web		Total	
	Raw	Weights	Raw	Weights	Raw	Weights
1. Extremely well	3.7	5.8	6.9	6.3	5.8	6.1
2. Very well	8.8	13.0	13.1	12.9	11.6	12.9
3. Moderately well	16.3	21.1	19.9	21.6	18.7	21.4
4. Slightly well	18.1	17.8	16.9	16.7	17.3	17.1
5. Not well at all	48.3	38.0	42.3	41.3	44.4	40.1
-8. Don't know	4.4	3.7	0.0	0.0	1.5	1.3
-9. Refused	0.4	0.7	0.9	1.3	0.7	1.1

ctrait_rpcknow

Label: Pres Rep cand trait knowledgeable
Position: Pre-election survey, section-item no. 40-12
Description: Presidential candidate traits
Question: [Think about [preload: REP PCNAME]. In your opinion, does the phrase 'he is KNOWLEDGEABLE' describe [preload: rep pcname] [EXTREMELY WELL, VERY WELL, MODERATELY WELL, SLIGHTLY WELL, or NOT WELL AT ALL/ NOT WELL AT ALL, SLIGHTLY WELL, MODERATELY WELL, VERY WELL, or EXTREMELY WELL]? / (What about) 'KNOWLEDGEABLE'? (Does this phrase describe [preload: rep pcname] [EXTREMELY WELL, VERY WELL, MODERATELY WELL, SLIGHTLY WELL, or NOT WELL AT ALL?/ NOT WELL AT ALL, SLIGHTLY WELL, MODERATELY WELL, VERY WELL, or EXTREMELY WELL])]
Randomization: Order of Pres cand; order of traits
Universe: IF TRAIT IS 1ST TRAIT FOR REPUBLICAN PRESIDENTIAL CANDIDATE / IF TRAIT IS NOT 1ST TRAIT FOR REPUBLICAN PRESIDENTIAL CANDIDATE:
Web Logic: Online, omit the parentheses in the question text.
Source: Respondent

Unweighted Frequencies

	F2F	Web	Total
1. Extremely well	189	515	704
2. Very well	484	989	1473
3. Moderately well	564	1079	1643
4. Slightly well	374	693	1067
5. Not well at all	352	552	904
-8. Don't know	87	0	87
-9. Refused	6	32	38

Weighted Percentages

	F2F		Web		Total	
	Raw	Weights	Raw	Weights	Raw	Weights
1. Extremely well	9.2	12.0	13.3	13.3	11.9	12.8
2. Very well	23.5	29.9	25.6	25.2	24.9	26.8
3. Moderately well	27.4	28.9	28.0	27.6	27.8	28.0
4. Slightly well	18.2	14.7	18.0	18.4	18.0	17.1
5. Not well at all	17.1	10.6	14.3	14.3	15.3	13.0
-8. Don't know	4.2	3.7	0.0	0.0	1.5	1.3
-9. Refused	0.3	0.3	0.8	1.3	0.6	1.0

ctrait_rpcint

Label: Pres Rep cand trait intelligent
Position: Pre-election survey, section-item no. 40-13
Description: Presidential candidate traits
Question: [Think about [preload: REP PCNAME]. In your opinion, does the phrase 'he is INTELLIGENT' describe [preload: rep pcname] [EXTREMELY WELL, VERY WELL, MODERATELY WELL, SLIGHTLY WELL, or NOT WELL AT ALL/ NOT WELL AT ALL, SLIGHTLY WELL, MODERATELY WELL, VERY WELL, or EXTREMELY WELL]? / (What about) 'INTELLIGENT'? (Does this phrase describe [preload: rep pcname] [EXTREMELY WELL, VERY WELL, MODERATELY WELL, SLIGHTLY WELL, or NOT WELL AT ALL?/ NOT WELL AT ALL, SLIGHTLY WELL, MODERATELY WELL, VERY WELL, or EXTREMELY WELL])]
Randomization: Order of Pres cand; order of traits
Universe: IF TRAIT IS 1ST TRAIT FOR REPUBLICAN PRESIDENTIAL CANDIDATE / IF TRAIT IS NOT 1ST TRAIT FOR REPUBLICAN PRESIDENTIAL CANDIDATE:
Web Logic: Online, omit the parentheses in the question text.
Source: Respondent

Unweighted Frequencies

	F2F	Web	Total
1. Extremely well	278	676	954
2. Very well	621	1256	1877
3. Moderately well	512	971	1483
4. Slightly well	283	566	849
5. Not well at all	268	359	627
-8. Don't know	88	0	88
-9. Refused	6	32	38

Weighted Percentages

	F2F		Web		Total	
	Raw	Weights	Raw	Weights	Raw	Weights
1. Extremely well	13.5	16.8	17.5	16.4	16.1	16.5
2. Very well	30.2	35.0	32.5	31.8	31.7	33.0
3. Moderately well	24.9	25.5	25.2	25.2	25.1	25.3
4. Slightly well	13.8	10.7	14.7	15.4	14.4	13.8
5. Not well at all	13.0	7.7	9.3	9.8	10.6	9.1
-8. Don't know	4.3	4.0	0.0	0.0	1.5	1.4
-9. Refused	0.3	0.3	0.8	1.3	0.6	0.9

ctrait_rpchonst

Label: Pres Rep cand trait honest
Position: Pre-election survey, section-item no. 40-14
Description: Presidential candidate traits
Question: [Think about [preload: REP PCNAME]. In your opinion, does the phrase 'he is HONEST' describe [preload: rep pcname] [EXTREMELY WELL, VERY WELL, MODERATELY WELL, SLIGHTLY WELL, or NOT WELL AT ALL/ NOT WELL AT ALL, SLIGHTLY WELL, MODERATELY WELL, VERY WELL, or EXTREMELY WELL]? / (What about) 'HONEST'? (Does this phrase describe [preload: rep pcname] [EXTREMELY WELL, VERY WELL, MODERATELY WELL, SLIGHTLY WELL, or NOT WELL AT ALL?/ NOT WELL AT ALL, SLIGHTLY WELL, MODERATELY WELL, VERY WELL, or EXTREMELY WELL])]
Randomization: Order of Pres cand; order of traits
Universe: IF TRAIT IS 1ST TRAIT FOR REPUBLICAN PRESIDENTIAL CANDIDATE / IF TRAIT IS NOT 1ST TRAIT FOR REPUBLICAN PRESIDENTIAL CANDIDATE:
Web Logic: Online, omit the parentheses in the question text.
Source: Respondent

Unweighted Frequencies

	F2F	Web	Total
1. Extremely well	121	428	549
2. Very well	233	666	899
3. Moderately well	438	789	1227
4. Slightly well	389	751	1140
5. Not well at all	753	1190	1943
-8. Don't know	113	0	113
-9. Refused	9	36	45

Weighted Percentages

	F2F		Web		Total	
	Raw	Weights	Raw	Weights	Raw	Weights
1. Extremely well	5.9	8.0	11.1	9.7	9.3	9.1
2. Very well	11.3	16.6	17.3	17.2	15.2	17.0
3. Moderately well	21.3	24.9	20.4	21.4	20.7	22.6
4. Slightly well	18.9	17.7	19.5	19.3	19.3	18.8
5. Not well at all	36.6	27.4	30.8	31.0	32.8	29.8
-8. Don't know	5.5	4.9	0.0	0.0	1.9	1.7
-9. Refused	0.4	0.4	0.9	1.3	0.8	1.0

war_worthit

Label: Was war worth the cost
 Position: Pre-election survey, section-item no. 42-2
 Description: Cost and benefit of the war
 Question: Now we want to ask you about the current war in Afghanistan. Taking everything into account, do you think the war in Afghanistan has been WORTH THE COST or NOT?
 Source: Respondent

Unweighted Frequencies

	F2F	Web	Total
1. Worth it	525	1037	1562
2. Not worth it	1396	2776	4172
-8. Don't know	115	0	115
-9. Refused	20	47	67

Weighted Percentages

	F2F		Web		Total	
	Raw	Weights	Raw	Weights	Raw	Weights
1. Worth it	25.5	25.8	26.9	26.0	26.4	25.9
2. Not worth it	67.9	68.1	71.9	72.5	70.5	71.0
-8. Don't know	5.6	5.4	0.0	0.0	1.9	1.9
-9. Refused	1.0	0.7	1.2	1.4	1.1	1.2

war_terror

Label: War increased or decreased threat of terrorism
 Position: Pre-election survey, section-item no. 42-3
 Description: Cost and benefit of the war
 Question: As a result of the United States' war in Afghanistan, do you think the threat of terrorism against the United States has INCREASED, DECREASED, or stayed ABOUT THE SAME?
 Source: Respondent

Unweighted Frequencies

	F2F	Web	Total
1. Increased	612	867	1479
2. Decreased	488	953	1441
3. Stayed about the same	920	2017	2937
-8. Don't know	29	0	29
-9. Refused	7	23	30

Weighted Percentages

	F2F		Web		Total	
	Raw	Weights	Raw	Weights	Raw	Weights
1. Increased	29.8	30.0	22.5	22.8	25.0	25.3
2. Decreased	23.7	23.4	24.7	24.8	24.4	24.3
3. Stayed about the same	44.7	45.2	52.3	51.5	49.6	49.3
-8. Don't know	1.4	1.1	0.0	0.0	0.5	0.4
-9. Refused	0.3	0.3	0.6	0.9	0.5	0.7

spsrvpr_ssself

Label: 7pt scale spending and Services self-placement
Position: Pre-election survey, section-item no. 43-2
Description: Services and spending tradeoff placement
Question: Where would you place YOURSELF on this scale, or haven't you thought much about this?
Web Logic: Online, bank with previous item, SSINTRO. Display response options in the same format as ANES cross-section survey 2 (fielded May 2011) item ZR1 group 3 (i.e. a horizontal scale with points labeled 1 through 7), but with text as follows. Title 'Government Services/Government Spending' Left label: 'GOVERNMENT SHOULD PROVIDE MANY FEWER SERVICES: REDUCE SPENDING A LOT' Right label: 'GOVERNMENT SHOULD PROVIDE MANY MORE SERVICES: INCREASE SPENDING A LOT' Also include 'Haven't thought much about this' as a separate response option.
Source: Respondent

Unweighted Frequencies

	F2F	Web	Total
1	104	345	449
2	147	582	729
3	265	610	875
4	453	909	1362
5	361	615	976
6	172	289	461
7	214	176	390
-2	324	332	656
-8	14	0	14
-9	2	2	4

Weighted Percentages

	F2F		Web		Total	
	Raw	Weights	Raw	Weights	Raw	Weights
1	5.1	6.9	8.9	8.8	7.6	8.2
2	7.1	10.2	15.1	15.2	12.3	13.5
3	12.9	16.9	15.8	15.8	14.8	16.2
4	22.0	23.9	23.5	23.3	23.0	23.5
5	17.6	16.6	15.9	15.5	16.5	15.9
6	8.4	6.2	7.5	6.4	7.8	6.3
7	10.4	5.6	4.6	4.6	6.6	5.0
-2	15.8	13.2	8.6	10.2	11.1	11.2
-8	0.7	0.6	0.0	0.0	0.2	0.2
-9	0.1	0.1	0.1	0.1	0.1	0.1

spsrvpr_ssdpc

Label: 7pt scale spending and Services Dem Presidential cand
Position: Pre-election survey, section-item no. 43-4
Description: Services and spending tradeoff placement
Question: (Still looking at page [preload: prepg h] of the booklet) Where would you place [preload: DEM PCNAME] on this issue?
Randomization: Order of Pres cand
Logic: Randomize the order of the spending-services placements of the Democratic and Republican presidential candidates.
Web Logic: Online, use same response scale as SSSELF. Omit the parenthetical reference to the booklet.
Source: Respondent

Unweighted Frequencies

	F2F	Web	Total
1	54	78	132
2	56	98	154
3	119	156	275
4	289	656	945
5	450	919	1369
6	491	842	1333
7	507	1096	1603
-8	83	0	83
-9	7	15	22

Weighted Percentages

	F2F		Web		Total	
	Raw	Weights	Raw	Weights	Raw	Weights
1	2.6	1.9	2.0	2.5	2.2	2.3
2	2.7	2.6	2.5	2.9	2.6	2.8
3	5.8	5.2	4.0	4.1	4.6	4.5
4	14.1	14.5	17.0	17.4	16.0	16.4
5	21.9	22.1	23.8	22.6	23.1	22.4
6	23.9	24.9	21.8	22.4	22.5	23.3
7	24.7	25.1	28.4	27.5	27.1	26.7
-8	4.0	3.2	0.0	0.0	1.4	1.1
-9	0.3	0.4	0.4	0.5	0.4	0.5

spsrvpr_ssrpc

Label: 7pt scale spending and Services Rep Presidential cand
Position: Pre-election survey, section-item no. 43-5
Description: Services and spending tradeoff placement
Question: (Still looking at page [preload: prepg h] of the booklet) Where would you place [preload: REP PCNAME] on this issue?
Randomization: Order of Pres cand
Web Logic: Online, use same response scale as SSSELF. Omit the parenthetical reference to the booklet.
Source: Respondent

Unweighted Frequencies

	F2F	Web	Total
1	516	970	1486
2	418	1076	1494
3	359	823	1182
4	300	592	892
5	146	200	346
6	54	107	161
7	78	80	158
-8	174	0	174
-9	11	12	23

Weighted Percentages

	F2F		Web		Total	
	Raw	Weights	Raw	Weights	Raw	Weights
1	25.1	19.6	25.1	23.5	25.1	22.1
2	20.3	23.7	27.9	26.9	25.3	25.8
3	17.5	18.7	21.3	21.9	20.0	20.8
4	14.6	16.8	15.3	16.1	15.1	16.4
5	7.1	7.6	5.2	5.7	5.8	6.4
6	2.6	2.6	2.8	2.7	2.7	2.7
7	3.8	2.9	2.1	2.8	2.7	2.8
-8	8.5	7.7	0.0	0.0	2.9	2.7
-9	0.5	0.5	0.3	0.4	0.4	0.5

spsrvpr_ssdem

Label: 7pt scale spending and Services Dem Party
Position: Pre-election survey, section-item no. 43-6
Description: Services and spending tradeoff placement
Question: (Still looking at page [preload: prepg h] of the booklet) Where would you place the Democratic Party on this issue?
Randomization: Order of parties
Logic: Randomize the order of the spending-services placements of the Democratic and Republican parties.
Source: Respondent

Unweighted Frequencies

	F2F	Web	Total
1	41	68	109
2	48	76	124
3	123	149	272
4	372	642	1014
5	472	897	1369
6	480	1063	1543
7	379	953	1332
-8	135	0	135
-9	6	12	18

Weighted Percentages

	F2F		Web		Total	
	Raw	Weights	Raw	Weights	Raw	Weights
1	2.0	1.4	1.8	1.7	1.8	1.6
2	2.3	2.2	2.0	2.6	2.1	2.5
3	6.0	5.6	3.9	4.3	4.6	4.8
4	18.1	17.5	16.6	17.8	17.1	17.7
5	23.0	21.2	23.2	23.2	23.1	22.5
6	23.3	26.7	27.5	26.3	26.1	26.4
7	18.4	19.1	24.7	23.6	22.5	22.0
-8	6.6	6.0	0.0	0.0	2.3	2.1
-9	0.3	0.3	0.3	0.5	0.3	0.4

spsrvpr_ssrep

Label: 7pt scale spending and Services Rep Party
 Position: Pre-election survey, section-item no. 43-7
 Description: Services and spending tradeoff placement
 Question: (Still looking at page [preload: prepg h] of the booklet) Where would you place the Republican Party on this issue?
 Randomization: Order of parties
 Source: Respondent

Unweighted Frequencies

	F2F	Web	Total
1	510	1045	1555
2	430	953	1383
3	349	799	1148
4	338	632	970
5	130	220	350
6	73	110	183
7	57	87	144
-8	159	0	159
-9	10	14	24

Weighted Percentages

	F2F		Web		Total	
	Raw	Weights	Raw	Weights	Raw	Weights
1	24.8	21.2	27.1	23.5	26.3	22.7
2	20.9	22.7	24.7	25.3	23.4	24.4
3	17.0	18.6	20.7	21.2	19.4	20.3
4	16.4	18.4	16.4	17.7	16.4	17.9
5	6.3	5.9	5.7	6.1	5.9	6.0
6	3.6	3.6	2.8	3.1	3.1	3.3
7	2.8	2.2	2.3	2.7	2.4	2.5
-8	7.7	7.0	0.0	0.0	2.7	2.4
-9	0.5	0.4	0.4	0.5	0.4	0.5

defsppr_self

Label: 7pt scale defense spending self-placement
Position: Pre-election survey, section-item no. 44-2
Description: Defense spending level placement
Question: Where would you place YOURSELF on this scale, or haven't you thought much about this?
Web Logic: Online, bank with previous item, DEFSPINT. Display response options horizontally as follows. Title: 'Defense Spending' Left: 'GREATLY DECREASE DEFENSE SPENDING' Right: 'GREATLY INCREASE DEFENSE SPENDING' Include 'Haven't thought much about this' option.
Source: Respondent

Unweighted Frequencies

	F2F	Web	Total
1	112	208	320
2	130	366	496
3	222	585	807
4	513	1126	1639
5	336	648	984
6	179	399	578
7	157	207	364
-2	377	321	698
-8	28	0	28
-9	2	0	2

Weighted Percentages

	F2F		Web		Total	
	Raw	Weights	Raw	Weights	Raw	Weights
1	5.4	4.0	5.4	5.5	5.4	5.0
2	6.3	5.7	9.5	9.2	8.4	8.0
3	10.8	12.0	15.2	14.4	13.6	13.6
4	25.0	27.3	29.2	28.6	27.7	28.2
5	16.3	19.3	16.8	16.6	16.6	17.5
6	8.7	9.4	10.3	9.9	9.8	9.7
7	7.6	6.7	5.4	5.4	6.2	5.8
-2	18.3	14.3	8.3	10.4	11.8	11.8
-8	1.4	1.2	0.0	0.0	0.5	0.4
-9	0.1	0.1	0.0	0.0	0.0	0.0

defsppr_dpc

Label: 7pt scale defense spending Dem Pres cand
Position: Pre-election survey, section-item no. 44-4
Description: Defense spending level placement
Question: (Still looking at Page [preload: prepq i]) Where would you place[preload: DEM PCNAME] on this issue?
Randomization: Order of Pres cand
Logic: Randomize the order of the defense spending placements of the Democratic and Republican presidential candidates.
Web Logic: Online, use the response options indicated in DEFSPPR DEFSPSELF. Omit the parenthetical question text referring to Still looking at Page.
Source: Respondent

Unweighted Frequencies

	F2F	Web	Total
1	164	498	662
2	207	671	878
3	362	806	1168
4	477	1014	1491
5	331	523	854
6	171	224	395
7	171	112	283
-8	168	0	168
-9	5	12	17

Weighted Percentages

	F2F		Web		Total	
	Raw	Weights	Raw	Weights	Raw	Weights
1	8.0	8.4	12.9	13.2	11.2	11.5
2	10.1	12.8	17.4	16.1	14.8	15.0
3	17.6	20.8	20.9	20.3	19.7	20.5
4	23.2	23.9	26.3	26.7	25.2	25.7
5	16.1	14.2	13.5	14.1	14.4	14.2
6	8.3	6.3	5.8	6.1	6.7	6.2
7	8.3	4.7	2.9	2.9	4.8	3.5
-8	8.2	8.7	0.0	0.0	2.8	3.0
-9	0.2	0.2	0.3	0.5	0.3	0.4

defsppr_rpc

Label: 7pt scale defense spending Rep Pres cand
Position: Pre-election survey, section-item no. 44-5
Description: Defense spending level placement
Question: (Still looking at Page [preload: prepq i]) Where would you place[preload: REP PCNAME] on this issue?
Randomization: Order of Pres cand
Web Logic: Online, use the response options indicated in DEFSPPR DEFSPSELF. Omit the parenthetical question text referring to Still looking at Page.
Source: Respondent

Unweighted Frequencies

	F2F	Web	Total
1	113	136	249
2	128	216	344
3	157	291	448
4	341	733	1074
5	387	857	1244
6	323	935	1258
7	307	678	985
-8	291	0	291
-9	9	14	23

Weighted Percentages

	F2F		Web		Total	
	Raw	Weights	Raw	Weights	Raw	Weights
1	5.5	2.7	3.5	3.5	4.2	3.2
2	6.2	4.7	5.6	6.1	5.8	5.6
3	7.6	6.5	7.5	8.2	7.6	7.6
4	16.6	19.2	19.0	21.5	18.2	20.7
5	18.8	21.4	22.2	21.9	21.0	21.7
6	15.7	18.2	24.2	21.8	21.3	20.6
7	14.9	12.3	17.6	16.4	16.6	15.0
-8	14.2	14.6	0.0	0.0	4.9	5.1
-9	0.4	0.4	0.4	0.5	0.4	0.5

defsppr_dem

Label: 7pt scale defense spending Dem Party
Position: Pre-election survey, section-item no. 44-6
Description: Defense spending level placement
Question: (Still looking at Page [preload: prepg i]) Where would you place the Democratic Party on this issue?
Randomization: Order of parties
Logic: Randomize the order of defense spending placements for the Democratic Party and Republican Party.
Web Logic: Online, use the response options indicated in DEFSPPR DEFSPSELF. Omit the parenthetical question text referring to Still looking at Page.
Source: Respondent

Unweighted Frequencies

	F2F	Web	Total
1	133	423	556
2	251	730	981
3	373	856	1229
4	526	1023	1549
5	282	481	763
6	161	228	389
7	109	105	214
-8	215	0	215
-9	6	14	20

Weighted Percentages

	F2F		Web		Total	
	Raw	Weights	Raw	Weights	Raw	Weights
1	6.5	6.6	11.0	10.4	9.4	9.1
2	12.2	15.8	18.9	18.3	16.6	17.4
3	18.1	20.4	22.2	21.9	20.8	21.4
4	25.6	26.0	26.5	26.6	26.2	26.4
5	13.7	11.3	12.5	13.2	12.9	12.5
6	7.8	6.0	5.9	6.1	6.6	6.0
7	5.3	3.7	2.7	2.9	3.6	3.2
-8	10.5	9.9	0.0	0.0	3.6	3.4
-9	0.3	0.3	0.4	0.6	0.3	0.5

defsppr_rep

Label: 7pt scale defense spending Rep Party
Position: Pre-election survey, section-item no. 44-7
Description: Defense spending level placement
Question: (Still looking at Page [preload: prepg i]) Where would you place the Republican Party on this issue?
Randomization: Order of parties
Web Logic: Online, use the response options indicated in DEFSPPR DEFSPSELF. Omit the parenthetical question text referring to Still looking at Page.
Source: Respondent

Unweighted Frequencies

	F2F	Web	Total
1	111	120	231
2	143	207	350
3	154	303	457
4	322	724	1046
5	400	847	1247
6	373	966	1339
7	314	678	992
-8	234	0	234
-9	5	15	20

Weighted Percentages

	F2F		Web		Total	
	Raw	Weights	Raw	Weights	Raw	Weights
1	5.4	3.0	3.1	2.9	3.9	2.9
2	7.0	4.8	5.4	5.3	5.9	5.1
3	7.5	6.4	7.8	8.4	7.7	7.7
4	15.7	16.5	18.8	20.9	17.7	19.4
5	19.5	23.2	21.9	22.8	21.1	22.9
6	18.1	21.9	25.0	22.8	22.6	22.5
7	15.3	13.3	17.6	16.3	16.8	15.3
-8	11.4	10.7	0.0	0.0	4.0	3.7
-9	0.2	0.2	0.4	0.6	0.3	0.5

inspre_self

Label: 7pt scale govt-private medical insur scale: self-plmt
Position: Pre-election survey, section-item no. 45-2
Description: Govt or private health insurance placement
Question: Where would you place YOURSELF on this scale, or haven't you thought much about this?
Web Logic: Online, bank with previous item, INSINTRO. Display response options as follows. Title: 'Health Insurance' Left: 'GOVERNMENT INSURANCE PLAN' Right: 'PRIVATE INSURANCE PLAN' Include 'Haven't thought much about this' option.
Source: Respondent

Unweighted Frequencies

	F2F	Web	Total
1	380	488	868
2	220	392	612
3	242	417	659
4	368	720	1088
5	248	493	741
6	204	571	775
7	193	536	729
-2	173	242	415
-8	26	0	26
-9	2	1	3

Weighted Percentages

	F2F		Web		Total	
	Raw	Weights	Raw	Weights	Raw	Weights
1	18.5	13.2	12.6	12.0	14.7	12.4
2	10.7	9.8	10.2	9.5	10.3	9.6
3	11.8	12.7	10.8	9.9	11.1	10.8
4	17.9	16.8	18.7	17.9	18.4	17.5
5	12.1	14.6	12.8	12.6	12.5	13.3
6	9.9	13.5	14.8	15.3	13.1	14.7
7	9.4	11.1	13.9	15.1	12.3	13.7
-2	8.4	6.9	6.3	7.7	7.0	7.4
-8	1.3	1.2	0.0	0.0	0.4	0.4
-9	0.1	0.1	0.0	0.1	0.1	0.1

inspre_dpc

Label: 7pt scale govt-private medical insur scale: Dem Pres cand
Position: Pre-election survey, section-item no. 45-4
Description: Govt or private health insurance placement
Question: (Still looking at Page [preload: prepg j]) Where would you place[preload: DEM PCNAME] on this issue?
Randomization: Order of Pres cand
Logic: Randomize the order of the govt-private health insurance placements of the Democratic and Republican presidential candidates.
Web Logic: Online, use the response options indicated in INSPRE INSSELF. Omit the parenthetical question text referring to Still looking at Page.
Source: Respondent

Unweighted Frequencies

	F2F	Web	Total
1	769	1666	2435
2	375	805	1180
3	256	487	743
4	256	437	693
5	100	190	290
6	92	149	241
7	109	116	225
-8	94	0	94
-9	5	10	15

Weighted Percentages

	F2F		Web		Total	
	Raw	Weights	Raw	Weights	Raw	Weights
1	37.4	41.0	43.2	42.8	41.2	42.2
2	18.2	19.0	20.9	20.0	19.9	19.6
3	12.5	13.4	12.6	12.2	12.6	12.6
4	12.5	10.9	11.3	12.1	11.7	11.7
5	4.9	3.9	4.9	5.4	4.9	4.9
6	4.5	3.8	3.9	3.8	4.1	3.8
7	5.3	3.6	3.0	3.3	3.8	3.4
-8	4.6	4.0	0.0	0.0	1.6	1.4
-9	0.2	0.3	0.3	0.3	0.3	0.3

inspre_rpc

Label: 7pt scale govt-private medical insur scale: Rep Pres cxand
Position: Pre-election survey, section-item no. 45-5
Description: Govt or private health insurance placement
Question: (Still looking at Page [preload: prepg j]) Where would you place[preload: REP PCNAME] on this issue?
Randomization: Order of Pres cand
Web Logic: Online, use the response options indicated in INSPRE INSSELF. Omit the parenthetical question text referring to Still looking at Page.
Source: Respondent

Unweighted Frequencies

	F2F	Web	Total
1	63	114	177
2	57	120	177
3	103	194	297
4	234	570	804
5	301	606	907
6	384	962	1346
7	711	1281	1992
-8	196	0	196
-9	7	13	20

Weighted Percentages

	F2F		Web		Total	
	Raw	Weights	Raw	Weights	Raw	Weights
1	3.1	2.3	3.0	3.3	3.0	2.9
2	2.8	1.9	3.1	2.7	3.0	2.4
3	5.0	5.6	5.0	5.3	5.0	5.4
4	11.4	12.6	14.8	16.7	13.6	15.3
5	14.6	18.2	15.7	15.8	15.3	16.6
6	18.7	21.1	24.9	23.6	22.8	22.7
7	34.6	29.0	33.2	32.1	33.7	31.0
-8	9.5	8.9	0.0	0.0	3.3	3.1
-9	0.3	0.4	0.3	0.5	0.3	0.4

inspre_dem

Label: 7pt scale govt-private medical insur scale: Dem Party
Position: Pre-election survey, section-item no. 45-6
Description: Govt or private health insurance placement
Question: (Still looking at Page [preload: prepg j]) Where would you place the Democratic Party on this issue?
Randomization: Order of parties
Logic: Randomize the order of health insurance placements of Democratic Party and Republican Party
Web Logic: Online, use the response options indicated in INSPRE INSSELF. Omit the parenthetical question text referring to Still looking at Page.
Source: Respondent

Unweighted Frequencies

	F2F	Web	Total
1	452	1075	1527
2	433	1063	1496
3	366	683	1049
4	348	635	983
5	123	195	318
6	80	134	214
7	73	60	133
-8	174	0	174
-9	7	15	22

Weighted Percentages

	F2F		Web		Total	
	Raw	Weights	Raw	Weights	Raw	Weights
1	22.0	24.6	27.8	26.4	25.8	25.8
2	21.1	23.9	27.5	26.7	25.3	25.7
3	17.8	18.9	17.7	18.1	17.7	18.4
4	16.9	14.5	16.5	17.6	16.6	16.6
5	6.0	4.5	5.1	5.2	5.4	5.0
6	3.9	3.1	3.5	3.7	3.6	3.5
7	3.6	2.3	1.6	1.7	2.2	1.9
-8	8.5	7.7	0.0	0.0	2.9	2.7
-9	0.3	0.4	0.4	0.6	0.4	0.5

inspre_rep

Label: 7pt scale govt-private medical insur scale: Rep Party
Position: Pre-election survey, section-item no. 45-7
Description: Govt or private health insurance placement
Question: (Still looking at Page [preload: prepg j]) Where would you place the Republican Party on this issue?
Randomization: Order of parties
Web Logic: Online, use the response options indicated in INSPRE INSSELF. Omit the parenthetical question text referring to Still looking at Page.
Source: Respondent

Unweighted Frequencies

	F2F	Web	Total
1	54	100	154
2	54	114	168
3	101	147	248
4	245	557	802
5	328	649	977
6	441	1002	1443
7	614	1277	1891
-8	211	0	211
-9	8	14	22

Weighted Percentages

	F2F		Web		Total	
	Raw	Weights	Raw	Weights	Raw	Weights
1	2.6	1.6	2.6	2.2	2.6	2.0
2	2.6	1.6	3.0	2.9	2.8	2.4
3	4.9	4.0	3.8	4.0	4.2	4.0
4	11.9	12.7	14.4	16.5	13.6	15.2
5	16.0	18.1	16.8	16.9	16.5	17.3
6	21.4	23.8	26.0	26.3	24.4	25.4
7	29.9	28.1	33.1	30.7	32.0	29.8
-8	10.3	9.8	0.0	0.0	3.6	3.4
-9	0.4	0.4	0.4	0.6	0.4	0.5

gun_control

Label: Should fed govt make it more difficult to buy a gun
 Position: Pre-election survey, section-item no. 45.1-1
 Description: Position on ease of gun access
 Question: Do you think the federal government should make it MORE DIFFICULT for people to buy a gun than it is now, make it EASIER for people to buy a gun, or KEEP THESE RULES ABOUT THE SAME as they are now?
 Source: Respondent

Unweighted Frequencies

	F2F	Web	Total
1. More difficult	1020	1878	2898
2. Easier	82	240	322
3. Keep these rules about the same	936	1735	2671
-8. Don't know	15	0	15
-9. Refused	3	7	10

Weighted Percentages

	F2F		Web		Total	
	Raw	Weights	Raw	Weights	Raw	Weights
1. More difficult	49.6	44.1	48.7	47.1	49.0	46.1
2. Easier	4.0	4.5	6.2	6.4	5.4	5.8
3. Keep these rules about the same	45.5	50.8	44.9	46.3	45.1	47.8
-8. Don't know	0.7	0.5	0.0	0.0	0.3	0.2
-9. Refused	0.1	0.1	0.2	0.2	0.2	0.2

gun_importance

Label: Importance of gun access issue to R
 Position: Pre-election survey, section-item no. 45.1-3
 Description: Position on ease of gun access
 Question: How important is this issue to you personally? [EXTREMELY important, VERY important, SOMEWHAT important, NOT TOO important, or NOT IMPORTANT AT ALL / NOT IMPORTANT AT ALL, NOT TOO important, SOMEWHAT important, VERY important, or EXTREMELY important/ EXTREMELY important, VERY important, SOMEWHAT important, NOT TOO important, or NOT IMPORTANT AT ALL?]
 Source: Respondent

Unweighted Frequencies

	F2F	Web	Total
1. Extremely important	634	161	795
2. Very important	611	598	1209
3. Somewhat important	525	1297	1822
4. Not too important	187	1079	1266
5. Not importantat all	90	722	812
-8. Don't know	8	0	8
-9. Refused	1	3	4

Weighted Percentages

	F2F		Web		Total	
	Raw	Weights	Raw	Weights	Raw	Weights
1. Extremely important	30.8	28.2	4.2	4.4	13.4	12.7
2. Very important	29.7	28.0	15.5	17.0	20.4	20.8
3. Somewhat important	25.5	27.9	33.6	34.0	30.8	31.9
4. Not too important	9.1	11.6	28.0	26.0	21.4	21.0
5. Not importantat all	4.4	3.9	18.7	18.5	13.7	13.4
-8. Don't know	0.4	0.3	0.0	0.0	0.1	0.1
-9. Refused	0.0	0.1	0.1	0.1	0.1	0.1

guarpr_self

Label: 7pt scale guaranteed job-income scale: self-placement
Position: Pre-election survey, section-item no. 46-2
Description: Guaranteed jobs and living std placement
Question: (Still looking at Page [preload: prepg k]) Where would you place YOURSELF on this scale, or haven't you thought much about this?
Web Logic: Online, use the following response options. Title: 'Jobs and Good Standard of Living' Left: 'GOVERNMENT SHOULD SEE TO A JOB AND GOOD STANDARD OF LIVING' Right: 'GOVERNMENT SHOULD LET EACH PERSON GET AHEAD ON OWN' Include 'Haven't thought much about this' option.
Source: Respondent

Unweighted Frequencies

	F2F	Web	Total
1	308	301	609
2	180	356	536
3	211	497	708
4	397	859	1256
5	291	552	843
6	227	613	840
7	210	475	685
-2	214	206	420
-8	12	0	12
-9	6	1	7

Weighted Percentages

	F2F		Web		Total	
	Raw	Weights	Raw	Weights	Raw	Weights
1	15.0	8.7	7.8	7.8	10.3	8.1
2	8.8	6.5	9.2	9.5	9.1	8.5
3	10.3	9.8	12.9	12.7	12.0	11.7
4	19.3	20.5	22.3	22.2	21.2	21.6
5	14.2	16.3	14.3	13.7	14.2	14.6
6	11.0	15.5	15.9	15.7	14.2	15.6
7	10.2	12.2	12.3	12.4	11.6	12.3
-2	10.4	9.9	5.3	6.0	7.1	7.3
-8	0.6	0.4	0.0	0.0	0.2	0.1
-9	0.3	0.2	0.0	0.0	0.1	0.1

guarpr_dpc

Label: 7pt scale guaranteed job-income scale: Dem Pres cand
Position: Pre-election survey, section-item no. 46-4
Description: Guaranteed jobs and living std placement
Question: (Still looking at Page [preload: prepg k]) Where would you place [preload: DEM PCNAME] on this issue?
Randomization: Order of Pres cand
Logic: Randomize the order of the guaranteed jobs and living placements of the Democratic and Republican presidential candidates.
Web Logic: Online, use the response options indicated in GUARPR GUARSELF. Omit the parenthetical question text referring to Still looking at Page.
Source: Respondent

Unweighted Frequencies

	F2F	Web	Total
1	491	954	1445
2	396	867	1263
3	379	786	1165
4	361	744	1105
5	131	279	410
6	72	121	193
7	81	97	178
-8	138	0	138
-9	7	12	19

Weighted Percentages

	F2F		Web		Total	
	Raw	Weights	Raw	Weights	Raw	Weights
1	23.9	21.3	24.7	24.2	24.4	23.2
2	19.3	20.9	22.5	22.2	21.3	21.7
3	18.4	19.6	20.4	19.4	19.7	19.5
4	17.6	17.8	19.3	20.2	18.7	19.4
5	6.4	6.3	7.2	7.3	6.9	7.0
6	3.5	3.2	3.1	3.3	3.3	3.3
7	3.9	3.1	2.5	2.8	3.0	2.9
-8	6.7	7.6	0.0	0.0	2.3	2.6
-9	0.3	0.3	0.3	0.5	0.3	0.4

guarpr_rpc

Label: 7pt scale guaranteed job-income scale: Rep Pres cand
 Position: Pre-election survey, section-item no. 46-5
 Description: Guaranteed jobs and living std placement
 Question: (Still looking at Page [preload: prepg k]) Where would you place [preload: REP PCNAME] on this issue?
 Randomization: Order of Pres cand
 Source: Respondent

Unweighted Frequencies

	F2F	Web	Total
1	63	100	163
2	37	144	181
3	91	193	284
4	206	557	763
5	301	591	892
6	460	1012	1472
7	696	1251	1947
-8	195	0	195
-9	7	12	19

Weighted Percentages

	F2F		Web		Total	
	Raw	Weights	Raw	Weights	Raw	Weights
1	3.1	2.0	2.6	2.6	2.8	2.4
2	1.8	1.6	3.7	4.0	3.1	3.2
3	4.4	3.6	5.0	6.1	4.8	5.2
4	10.0	10.7	14.4	15.6	12.9	13.9
5	14.6	16.4	15.3	15.2	15.1	15.6
6	22.4	26.7	26.2	25.6	24.9	26.0
7	33.9	28.6	32.4	30.5	32.9	29.8
-8	9.5	10.0	0.0	0.0	3.3	3.5
-9	0.3	0.3	0.3	0.4	0.3	0.4

guarpr_dem

Label: 7pt scale guaranteed job-income scale: Dem Party
Position: Pre-election survey, section-item no. 46-6
Description: Guaranteed jobs and living std placement
Question: (Still looking at Page [preload: prepg k]) Where would you place the Democratic Party on this issue?
Randomization: Order of parties
Logic: Randomize the order of guaranteed jobs placements of Democratic Party and Republican Party
Web Logic: Online, use the response options indicated in GUARPR GUARSELF. Omit the parenthetical question text referring to Still looking at Page.
Source: Respondent

Unweighted Frequencies

	F2F	Web	Total
1	361	809	1170
2	425	979	1404
3	405	801	1206
4	402	801	1203
5	134	254	388
6	70	126	196
7	58	75	133
-8	194	0	194
-9	7	15	22

Weighted Percentages

	F2F		Web		Total	
	Raw	Weights	Raw	Weights	Raw	Weights
1	17.6	15.3	21.0	20.1	19.8	18.4
2	20.7	23.8	25.4	24.4	23.7	24.2
3	19.7	20.8	20.8	20.2	20.4	20.4
4	19.6	19.1	20.8	22.1	20.3	21.0
5	6.5	5.9	6.6	6.9	6.6	6.6
6	3.4	2.9	3.3	3.4	3.3	3.3
7	2.8	2.3	1.9	2.1	2.2	2.2
-8	9.4	9.5	0.0	0.0	3.3	3.3
-9	0.3	0.4	0.4	0.7	0.4	0.6

guarpr_rep

Label: 7pt scale guaranteed job-income scale: Rep Party
Position: Pre-election survey, section-item no. 46-7
Description: Guaranteed jobs and living std placement
Question: (Still looking at Page [preload: prepg k]) Where would you place the Republican Party on this issue?
Randomization: Order of parties
Web Logic: Online, use the response options indicated in GUARPR GUARSELF. Omit the parenthetical question text referring to Still looking at Page.
Source: Respondent

Unweighted Frequencies

	F2F	Web	Total
1	53	78	131
2	60	145	205
3	74	166	240
4	252	622	874
5	326	641	967
6	475	998	1473
7	607	1196	1803
-8	202	0	202
-9	7	14	21

Weighted Percentages

	F2F		Web		Total	
	Raw	Weights	Raw	Weights	Raw	Weights
1	2.6	1.5	2.0	1.7	2.2	1.6
2	2.9	3.0	3.8	4.4	3.5	3.9
3	3.6	3.3	4.3	4.6	4.1	4.1
4	12.3	12.9	16.1	17.8	14.8	16.1
5	15.9	18.8	16.6	16.8	16.3	17.5
6	23.1	25.1	25.9	25.6	24.9	25.4
7	29.5	25.4	31.0	28.6	30.5	27.5
-8	9.8	9.7	0.0	0.0	3.4	3.4
-9	0.3	0.4	0.4	0.6	0.4	0.5

immig_policy

Label: U.S. government policy toward unauthorized immigrants
Position: Pre-election survey, section-item no. 46.15-2
Description: Government policy on illegal immigrants
Question: Please look at page [preload: prepg v] of the booklet. Which comes closest to your view about what government policy should be toward unauthorized immigrants now living in the United States? You can just tell me the number of your choice.
Web Logic: Online, use this text as the stem: ♦Which comes closest to your view about what government policy should be toward unauthorized immigrants now living in the United States?♦
Source: Respondent

Unweighted Frequencies

	F2F	Web	Total
1. Make all unauthorized immigrants felons and send them back to their home country.	298	711	1009
2. Have a guest worker program that allows unauthorized immigrants to remain .	307	662	969
3. Allow unauthorized immigrants to remain in the United States ...certain requirements	1197	2199	3396
4. Allow unauthorized immigrants to remain in the United States ...without penalties	223	272	495
-8. Don't know	21	0	21
-9. Refused	10	16	26

	Weighted Percentages					
	F2F		Web		Total	
	Raw	Weights	Raw	Weights	Raw	Weights
1. Make all unauthorized immigrants felons and send them back to their home country.	14.5	16.4	18.4	21.4	17.1	19.7
2. Have a guest worker program that allows unauthorized immigrants to remain .	14.9	18.1	17.2	16.0	16.4	16.7
3. Allow unauthorized immigrants to remain in the United States ...certain requirements	58.2	55.8	57.0	55.1	57.4	55.4
4. Allow unauthorized immigrants to remain in the United States ...without penalties	10.8	8.5	7.0	6.9	8.4	7.5
-8. Don't know	1.0	0.6	0.0	0.0	0.4	0.2
-9. Refused	0.5	0.5	0.4	0.6	0.4	0.5

immig_citizen

Label: Opinion on proposal to allow citizenship to some illegal aliens
 Position: Pre-election survey, section-item no. 46.15-3
 Description: Government policy on illegal immigrants
 Question: There is a proposal to allow people who were illegally brought into the U.S. as children to become permanent U.S. residents under some circumstances. Specifically, citizens of other countries who illegally entered the U.S. before age 16, who have lived in the U.S. 5 years or longer, and who graduated high school would be allowed to stay in the U.S. as permanent residents if they attend college or serve in the military. From what you have heard, do you favor, oppose, or neither favor nor oppose this proposal?
 Source: Respondent

Unweighted Frequencies

	F2F	Web	Total
1. Favor	1313	2019	3332
2. Oppose	280	741	1021
3. Neither favor or oppose	435	1098	1533
-8. Don't know	20	0	20
-9. Refused	8	2	10

Weighted Percentages

	F2F		Web		Total	
	Raw	Weights	Raw	Weights	Raw	Weights
1. Favor	63.9	63.0	52.3	48.7	56.3	53.7
2. Oppose	13.6	16.1	19.2	20.5	17.3	19.0
3. Neither favor or oppose	21.2	19.8	28.4	30.7	25.9	26.9
-8. Don't know	1.0	0.7	0.0	0.0	0.3	0.3
-9. Refused	0.4	0.3	0.1	0.1	0.2	0.1

immig_checks

Label: Opinion on laws to allow immigr status checks on suspects
 Position: Pre-election survey, section-item no. 46.15-4
 Description: Government policy on illegal immigrants
 Question: Some states have passed a law that will require state and local police to determine the immigration status of a person if they find that there is a reasonable suspicion he or she is an undocumented immigrant. Those found to be in the U.S. without permission will have broken state law. From what you have heard, do you favor, oppose, or neither favor nor oppose these immigration laws?
 Source: Respondent

Unweighted Frequencies

	F2F	Web	Total
1. Favor	907	1964	2871
2. Oppose	693	1060	1753
3. Neither Favor or oppose	401	830	1231
-8. Don't know	49	0	49
-9. Refused	6	6	12

Weighted Percentages

	F2F		Web		Total	
	Raw	Weights	Raw	Weights	Raw	Weights
1. Favor	44.1	52.9	50.9	52.2	48.5	52.4
2. Oppose	33.7	25.3	27.5	25.0	29.6	25.1
3. Neither Favor or oppose	19.5	18.8	21.5	22.6	20.8	21.3
-8. Don't know	2.4	2.4	0.0	0.0	0.8	0.8
-9. Refused	0.3	0.6	0.2	0.3	0.2	0.4

aidblack_self

Label: 7pt scale govt assistance to blacks scale: self-placemt
Position: Pre-election survey, section-item no. 46.2-2
Description: Aid to blacks placements
Question: Where would you place YOURSELF on this scale, or haven't you thought much about this?
Web Logic: Online, bank with the previous item and use the following response option labels. Title: 'Government Help to Blacks' Left: 'GOVERNMENT SHOULD HELP BLACKS' Right: 'BLACKS SHOULD HELP THEMSELVES' Include 'Haven't thought much about this' option.
Source: Respondent

Unweighted Frequencies

	F2F	Web	Total
1	215	145	360
2	95	174	269
3	164	294	458
4	437	885	1322
5	223	447	670
6	215	642	857
7	384	870	1254
-2	275	400	675
-8	20	0	20
-9	28	3	31

Weighted Percentages

	F2F		Web		Total	
	Raw	Weights	Raw	Weights	Raw	Weights
1	10.5	4.7	3.8	3.7	6.1	4.0
2	4.6	4.1	4.5	3.7	4.5	3.8
3	8.0	6.8	7.6	7.0	7.7	6.9
4	21.3	21.3	22.9	20.8	22.3	21.0
5	10.8	13.0	11.6	11.1	11.3	11.8
6	10.5	13.5	16.6	17.2	14.5	15.9
7	18.7	21.4	22.5	24.6	21.2	23.5
-2	13.4	13.1	10.4	11.7	11.4	12.2
-8	1.0	0.8	0.0	0.0	0.3	0.3
-9	1.4	1.3	0.1	0.1	0.5	0.5

aidblack_dpc

Label: 7pt scale govt assistance to blacks scale: Dem Pres cand
Position: Pre-election survey, section-item no. 46.2-5
Description: Aid to blacks placements
Question: (Still looking at page [preload: prepg m] of the booklet.) Where would you place [preload: DEM PCNAME] on this issue?
Randomization: Order of Pres cand
Logic: Randomize the order of Democratic Presidential candidate and Republican Presidential candidate in 7pt scale for aid to blacks
Web Logic: Online, omit the parenthetical text about the booklet page and use the response options from AIDBSELF.
Source: Respondent

Unweighted Frequencies

	F2F	Web	Total
1	463	1031	1494
2	303	645	948
3	327	653	980
4	431	990	1421
5	145	254	399
6	68	137	205
7	96	130	226
-8	205	0	205
-9	18	20	38

Weighted Percentages

	F2F		Web		Total	
	Raw	Weights	Raw	Weights	Raw	Weights
1	22.5	20.2	26.7	26.5	25.3	24.3
2	14.7	17.1	16.7	17.4	16.0	17.3
3	15.9	16.9	16.9	16.3	16.6	16.5
4	21.0	20.2	25.6	25.2	24.0	23.4
5	7.1	6.5	6.6	6.8	6.7	6.7
6	3.3	3.1	3.5	3.6	3.5	3.4
7	4.7	3.9	3.4	3.5	3.8	3.7
-8	10.0	11.2	0.0	0.0	3.5	3.9
-9	0.9	0.9	0.5	0.6	0.6	0.7

aidblack_rpc

Label: 7pt scale govt assistance to blacks scale: Rep Pres cand
Position: Pre-election survey, section-item no. 46.2-6
Description: Aid to blacks placements
Question: (Still looking at page [preload: prepg m] of the booklet.) Where would you place [preload: REP PCNAME] on this issue?
Randomization: Order of Pres cand
Web Logic: Online, omit the parenthetical text about the booklet page and use the response options from AIDBSELF.
Source: Respondent

Unweighted Frequencies

	F2F	Web	Total
1	46	61	107
2	27	58	85
3	72	130	202
4	306	903	1209
5	253	622	875
6	327	875	1202
7	670	1185	1855
-8	336	0	336
-9	19	26	45

Weighted Percentages

	F2F		Web		Total	
	Raw	Weights	Raw	Weights	Raw	Weights
1	2.2	1.2	1.6	1.4	1.8	1.3
2	1.3	1.1	1.5	1.6	1.4	1.4
3	3.5	3.4	3.4	3.5	3.4	3.5
4	14.9	16.7	23.4	25.0	20.4	22.1
5	12.3	14.9	16.1	16.7	14.8	16.1
6	15.9	17.5	22.7	21.6	20.3	20.2
7	32.6	25.6	30.7	29.2	31.4	27.9
-8	16.3	18.7	0.0	0.0	5.7	6.5
-9	0.9	0.9	0.7	0.9	0.8	0.9

envjob_self

Label: 7pt scale environment-jobs tradeoff self-placement
Position: Pre-election survey, section-item no. 46.7-2
Description: Environment-jobs tradeoff
Question: Where would you place yourself on this scale, or haven't you thought much about this?
Web Logic: Online, bank with previous item, INSINTRO. Display response option labels as follows. Title: 'Environmental Regulation/Jobs' Left: 'Regulate business to protect the environment and create jobs' Right: 'No regulation because it will not work and will cost jobs' Include 'Haven't thought much about this' option.
Source: Respondent

Unweighted Frequencies

	F2F	Web	Total
1	499	663	1162
2	330	632	962
3	285	520	805
4	250	679	929
5	132	391	523
6	90	293	383
7	65	177	242
-2	377	504	881
-8	26	0	26
-9	2	1	3

Weighted Percentages

	F2F		Web		Total	
	Raw	Weights	Raw	Weights	Raw	Weights
1	24.3	18.5	17.2	16.6	19.6	17.3
2	16.1	16.8	16.4	14.9	16.3	15.5
3	13.9	15.9	13.5	12.8	13.6	13.9
4	12.2	14.1	17.6	17.6	15.7	16.3
5	6.4	9.1	10.1	9.9	8.8	9.6
6	4.4	5.3	7.6	7.5	6.5	6.7
7	3.2	3.4	4.6	5.2	4.1	4.6
-2	18.3	15.7	13.1	15.5	14.9	15.6
-8	1.3	1.0	0.0	0.0	0.4	0.3
-9	0.1	0.3	0.0	0.1	0.1	0.1

envjob_dpc

Label: 7pt scale environment-jobs tradeoff Dem Pres cand
Position: Pre-election survey, section-item no. 46.7-3
Description: Environment-jobs tradeoff
Question: Where would you place [preload: dem pname] on this scale?
Randomization: Order of Pres cand
Logic: Randomize the order of the Presidential candidate placements after self-placement.
Web Logic: Online, use the response scale from ENVJOBSELF.
Source: Respondent

Unweighted Frequencies

	F2F	Web	Total
1	551	1022	1573
2	473	966	1439
3	337	786	1123
4	272	743	1015
5	77	162	239
6	50	102	152
7	40	61	101
-8	248	0	248
-9	8	18	26

Weighted Percentages

	F2F		Web		Total	
	Raw	Weights	Raw	Weights	Raw	Weights
1	26.8	22.5	26.5	26.1	26.6	24.8
2	23.0	25.0	25.0	24.0	24.3	24.3
3	16.4	17.4	20.4	19.1	19.0	18.5
4	13.2	13.7	19.2	21.0	17.2	18.5
5	3.7	3.9	4.2	4.7	4.0	4.4
6	2.4	2.3	2.6	2.9	2.6	2.7
7	1.9	1.5	1.6	1.5	1.7	1.5
-8	12.1	13.2	0.0	0.0	4.2	4.6
-9	0.4	0.5	0.5	0.7	0.4	0.6

envjob_rpc

Label: 7pt scale environment-jobs tradeoff Rep Pres cand
 Position: Pre-election survey, section-item no. 46.7-4
 Description: Environment-jobs tradeoff
 Question: Where would you place [preload: rep pcname] on this scale?
 Randomization: Order of Pres cand
 Web Logic: Online, use the response scale from ENVJOBSELF.
 Source: Respondent

Unweighted Frequencies

	F2F	Web	Total
1	81	120	201
2	86	150	236
3	153	256	409
4	306	891	1197
5	303	692	995
6	350	840	1190
7	414	893	1307
-8	351	0	351
-9	12	18	30

Weighted Percentages

	F2F		Web		Total	
	Raw	Weights	Raw	Weights	Raw	Weights
1	3.9	2.9	3.1	3.2	3.4	3.1
2	4.2	3.3	3.9	4.4	4.0	4.0
3	7.4	7.9	6.6	7.1	6.9	7.4
4	14.9	17.2	23.1	25.3	20.2	22.5
5	14.7	16.2	17.9	17.8	16.8	17.3
6	17.0	18.2	21.8	20.3	20.1	19.6
7	20.1	15.8	23.1	21.1	22.1	19.3
-8	17.1	17.9	0.0	0.0	5.9	6.2
-9	0.6	0.6	0.5	0.6	0.5	0.6

aa_uni

Label: Does R favor or oppose affirmative action in universities
 Position: Pre-election survey, section-item no. 47-7
 Description: Affirmative action at universities and at work
 Question: Do you favor, oppose, or neither favor nor oppose allowing universities to increase the number of black students studying at their schools by considering race along with other factors when choosing students?
 Source: Respondent

Unweighted Frequencies

	F2F	Web	Total
1. Favor	448	536	984
2. Oppose	1022	1968	2990
3. Neither favor nor oppose	503	1353	1856
-8. Don't know	62	0	62
-9. Refused	21	3	24

Weighted Percentages

	F2F		Web		Total	
	Raw	Weights	Raw	Weights	Raw	Weights
1. Favor	21.8	16.8	13.9	12.2	16.6	13.8
2. Oppose	49.7	56.2	51.0	52.1	50.5	53.5
3. Neither favor nor oppose	24.5	23.4	35.1	35.5	31.4	31.3
-8. Don't know	3.0	2.6	0.0	0.0	1.0	0.9
-9. Refused	1.0	0.9	0.1	0.2	0.4	0.5

aa_unifav

Label: How much does R favor affirmative action in universities
 Position: Pre-election survey, section-item no. 47-8
 Description: Affirmative action at universities and at work
 Question: Do you favor that [a great deal, a moderate amount, or a little / a little, a moderate amount, or a great deal]?
 Universe: IF R FAVORS AFFIRMATIVE ACTION AT UNIVERSITIES:
 Logic: Ask if AFFPRE AAUNI =1, else skip.
 Source: Respondent

Unweighted Frequencies

	F2F	Web	Total
1. A great deal	211	177	388
2. A moderate amount	172	266	438
3. A little	64	93	157
-1. Inapplicable	1608	3324	4932
-8. Don't know	1	0	1

Weighted Percentages

	F2F		Web		Total	
	Raw	Weights	Raw	Weights	Raw	Weights
1. A great deal	10.3	5.8	4.6	4.0	6.6	4.6
2. A moderate amount	8.4	8.1	6.9	5.7	7.4	6.5
3. A little	3.1	2.9	2.4	2.5	2.7	2.7
-1. Inapplicable	78.2	83.2	86.1	87.8	83.4	86.2

aa_uniopp

Label: How much does R oppose affirmative action in universities
 Position: Pre-election survey, section-item no. 47-8.2
 Description: Affirmative action at universities and at work
 Question: Do you oppose that [a great deal, a moderate amount, or a little / a little, a moderate amount, or a great deal]?
 Universe: IF R OPPOSES AFFIRMATIVE ACTION AT UNIVERSITIES:
 Logic: Ask if AFFPRE AAUNI =2, else skip.
 Source: Respondent

Unweighted Frequencies

	F2F	Web	Total
1. A great deal	595	1092	1687
2. A moderate amount	324	676	1000
3. A little	100	200	300
-1. Inapplicable	1034	1892	2926
-4. Error	1	0	1
-8. Don't know	2	0	2

Weighted Percentages

	F2F		Web		Total	
	Raw	Weights	Raw	Weights	Raw	Weights
1. A great deal	28.9	33.9	28.3	29.1	28.5	30.8
2. A moderate amount	15.8	17.1	17.5	17.4	16.9	17.3
3. A little	4.9	5.1	5.2	5.6	5.1	5.4
-1. Inapplicable	50.3	43.8	49.0	47.9	49.5	46.5
-8. Don't know	0.1	0.1	0.0	0.0	0.0	0.0

aa_uni_x

Label: PRE: SUMMARY- Favor/oppose affirmative action in universities

Unweighted Frequencies

	F2F	Web	Total
1. Favor a great deal	211	177	388
2. Favor moderately	172	266	438
3. Favor a little	64	93	157
4. Neither favor nor oppose	503	1353	1856
5. Oppose a little	100	200	300
6. Oppose moderately	324	676	1000
7. Oppose a great deal	595	1092	1687
-1. Inapplicable	1	0	1
-8. Don't know	65	0	65
-9. Refused	21	3	24

Weighted Percentages

	F2F		Web		Total	
	Raw	Weights	Raw	Weights	Raw	Weights
1. Favor a great deal	10.3	5.8	4.6	4.0	6.6	4.6
2. Favor moderately	8.4	8.1	6.9	5.7	7.4	6.5
3. Favor a little	3.1	2.9	2.4	2.5	2.7	2.7
4. Neither favor nor oppose	24.5	23.4	35.1	35.5	31.4	31.3
5. Oppose a little	4.9	5.1	5.2	5.6	5.1	5.4
6. Oppose moderately	15.8	17.1	17.5	17.4	16.9	17.3
7. Oppose a great deal	28.9	33.9	28.3	29.1	28.5	30.8
-8. Don't know	3.2	2.8	0.0	0.0	1.1	1.0
-9. Refused	1.0	0.9	0.1	0.2	0.4	0.5

aa_work

Label: Does R favor or oppose affirmative action at work
Position: Pre-election survey, section-item no. 47-9
Description: Affirmative action at universities and at work
Question: Do you favor, oppose, or neither favor nor oppose allowing companies to increase the number of black workers by considering race along with other factors when choosing employees?
Source: Respondent

Unweighted Frequencies

	F2F	Web	Total
1. Favor	420	462	882
2. Oppose	1061	2046	3107
3. Neither favor nor oppose	504	1350	1854
-8. Don't know	50	0	50
-9. Refused	21	2	23

Weighted Percentages

	F2F		Web		Total	
	Raw	Weights	Raw	Weights	Raw	Weights
1. Favor	20.4	15.2	12.0	10.6	14.9	12.2
2. Oppose	51.6	59.5	53.0	54.8	52.5	56.5
3. Neither favor nor oppose	24.5	22.4	35.0	34.4	31.3	30.3
-8. Don't know	2.4	1.8	0.0	0.0	0.8	0.6
-9. Refused	1.0	1.1	0.1	0.1	0.4	0.5

aa_workfav

Label: How much does R favor affirmative action at work
 Position: Pre-election survey, section-item no. 47-10
 Description: Affirmative action at universities and at work
 Question: Do you favor that [a great deal, a moderate amount, or a little / a little, a moderate amount, or a great deal]?
 Universe: IF R FAVORS AFFIRMATIVE ACTION AT WORK:
 Logic: Ask if AFFPRE AAWORK =1, else skip.
 Source: Respondent

Unweighted Frequencies

	F2F	Web	Total
1. A great deal	189	159	348
2. A moderate amount	177	220	397
3. A little	53	83	136
-1. Inapplicable	1636	3398	5034
-8. Don't know	1	0	1

Weighted Percentages

	F2F		Web		Total	
	Raw	Weights	Raw	Weights	Raw	Weights
1. A great deal	9.2	5.1	4.1	3.6	5.9	4.2
2. A moderate amount	8.6	7.2	5.7	4.8	6.7	5.6
3. A little	2.6	2.8	2.2	2.2	2.3	2.4
-1. Inapplicable	79.6	84.8	88.0	89.4	85.1	87.8

aa_workopp

Label: How much does R oppose affirmative action at work
 Position: Pre-election survey, section-item no. 47-10.2
 Description: Affirmative action at universities and at work
 Question: Do you oppose that [a great deal, a moderate amount, or a little / a little, a moderate amount, or a great deal]?
 Universe: IF R OPPOSES AFFIRMATIVE ACTION AT WORK:
 Logic: Ask if AFFPRE AAWORK =2, else skip.
 Source: Respondent

Unweighted Frequencies

	F2F	Web	Total
1. A great deal	635	1233	1868
2. A moderate amount	335	662	997
3. A little	90	151	241
-1. Inapplicable	995	1814	2809
-8. Don't know	1	0	1

Weighted Percentages

	F2F		Web		Total	
	Raw	Weights	Raw	Weights	Raw	Weights
1. A great deal	30.9	36.6	31.9	33.0	31.6	34.3
2. A moderate amount	16.3	17.6	17.2	17.8	16.9	17.7
3. A little	4.4	5.2	3.9	4.0	4.1	4.4
-1. Inapplicable	48.4	40.5	47.0	45.2	47.5	43.5
-8. Don't know	0.0	0.1	0.0	0.0	0.0	0.0

aa_work_x

Label: PRE: SUMMARY- Favor/oppose affirmative action at work

Unweighted Frequencies

	F2F	Web	Total
1. Favor a great deal	189	159	348
2. Favor moderately	177	220	397
3. Favor a little	53	83	136
4. Neither favor nor oppose	504	1350	1854
5. Oppose a little	90	151	241
6. Oppose moderately	335	662	997
7. Oppose a great deal	635	1233	1868
-8. Don't know	52	0	52
-9. Refused	21	2	23

Weighted Percentages

	F2F		Web		Total	
	Raw	Weights	Raw	Weights	Raw	Weights
1. Favor a great deal	9.2	5.1	4.1	3.6	5.9	4.2
2. Favor moderately	8.6	7.2	5.7	4.8	6.7	5.6
3. Favor a little	2.6	2.8	2.2	2.2	2.3	2.4
4. Neither favor nor oppose	24.5	22.4	35.0	34.4	31.3	30.3
5. Oppose a little	4.4	5.2	3.9	4.0	4.1	4.4
6. Oppose moderately	16.3	17.6	17.2	17.8	16.9	17.7
7. Oppose a great deal	30.9	36.6	31.9	33.0	31.6	34.3
-8. Don't know	2.5	1.9	0.0	0.0	0.9	0.7
-9. Refused	1.0	1.1	0.1	0.1	0.4	0.5

fedspend_ss

Label: Federal Budget Spending: Social Security
Position: Pre-election survey, section-item no. 48-4
Description: Federal spending levels on programs
Question: (What about) SOCIAL SECURITY (Should federal spending on Social Security be INCREASED, DECREASED, or kept [ABOUT THE SAME / THE SAME]?)
Randomization: Randomize order of federal spending items; randomize assignment to 'ABOUT THE SAME' OR 'THE SAME' in wording
Universe: IF R IS SELECTED TO BE ADMINISTERED WITH RESPONSE OPTION 'ABOUT THE SAME'/ IF R IS SELECTED TO BE ADMINISTERED WITH RESPONSE OPTION 'THE SAME':
Logic: Randomly assign R to be administered the question with either 'THE SAME' or 'ABOUT THE SAME' in the question text and in the last response option; record the value of the assignment in variable FEDSPENDABT: 1='ABOUT THE SAME', 2='THE SAME'. All FEDSPEND items assigned for same value of FEDSPENDABT.
Web Logic: Online, show the parenthetical question text but omit the parentheses.
Source: Respondent

Unweighted Frequencies

	F2F	Web	Total
1. Increased	1269	1700	2969
2. Decreased	95	268	363
3. <Kept about the same/ Kept the same>	637	1883	2520
-8. Don't know	50	0	50
-9. Refused	5	9	14

Weighted Percentages

	F2F		Web		Total	
	Raw	Weights	Raw	Weights	Raw	Weights
1. Increased	61.7	53.6	44.0	44.8	50.2	47.8
2. Decreased	4.6	5.4	6.9	7.4	6.1	6.7
3. <Kept about the same/ Kept the same>	31.0	38.3	48.8	47.4	42.6	44.2
-8. Don't know	2.4	2.5	0.0	0.0	0.8	0.9
-9. Refused	0.2	0.3	0.2	0.4	0.2	0.3

fedspend_schools

Label: Federal Budget Spending: public schools
 Position: Pre-election survey, section-item no. 48-6
 Description: Federal spending levels on programs
 Question: (What about) PUBLIC SCHOOLS (Should federal spending on Social Security be INCREASED, DECREASED, or kept [ABOUT THE SAME / THE SAME]?)
 Randomization: Randomize order of federal spending items; randomize assignment to 'ABOUT THE SAME' OR 'THE SAME' in wording
 Universe: IF R IS SELECTED TO BE ADMINISTERED WITH RESPONSE OPTION 'ABOUT THE SAME'/ IF R IS SELECTED TO BE ADMINISTERED WITH RESPONSE OPTION 'THE SAME':
 Web Logic: Online, show the parenthetical question text but omit the parentheses.
 Source: Respondent

Unweighted Frequencies

	F2F	Web	Total
1. Increased	1605	2182	3787
2. Decreased	93	496	589
3. <Kept about the same/ Kept the same>	336	1171	1507
-8. Don't know	21	0	21
-9. Refused	1	11	12

Weighted Percentages

	F2F		Web		Total	
	Raw	Weights	Raw	Weights	Raw	Weights
1. Increased	78.1	71.3	56.5	58.0	64.0	62.6
2. Decreased	4.5	6.0	12.8	12.1	10.0	10.0
3. <Kept about the same/ Kept the same>	16.3	21.4	30.3	29.5	25.5	26.7
-8. Don't know	1.0	1.2	0.0	0.0	0.4	0.4
-9. Refused	0.0	0.1	0.3	0.4	0.2	0.3

fedspend_scitech

Label: Federal Budget Spending: science and technology
 Position: Pre-election survey, section-item no. 48-8
 Description: Federal spending levels on programs
 Question: (What about) SCIENCE AND TECHNOLOGY (Should federal spending on Social Security be INCREASED, DECREASED, or kept [ABOUT THE SAME / THE SAME]?)
 Randomization: Randomize order of federal spending items; randomize assignment to 'ABOUT THE SAME' OR 'THE SAME' in wording
 Universe: IF R IS SELECTED TO BE ADMINISTERED WITH RESPONSE OPTION 'ABOUT THE SAME'/ IF R IS SELECTED TO BE ADMINISTERED WITH RESPONSE OPTION 'THE SAME':
 Web Logic: Online, show the parenthetical question text but omit the parentheses.
 Source: Respondent

Unweighted Frequencies

	F2F	Web	Total
1. Increased	1193	1788	2981
2. Decreased	163	485	648
3. <Kept about the same/ Kept the same>	647	1578	2225
-8. Don't know	50	0	50
-9. Refused	3	9	12

Weighted Percentages

	F2F		Web		Total	
	Raw	Weights	Raw	Weights	Raw	Weights
1. Increased	58.0	55.6	46.3	41.5	50.4	46.4
2. Decreased	7.9	8.0	12.6	15.2	11.0	12.7
3. <Kept about the same/ Kept the same>	31.5	33.8	40.9	42.9	37.6	39.7
-8. Don't know	2.4	2.6	0.0	0.0	0.8	0.9
-9. Refused	0.1	0.2	0.2	0.4	0.2	0.3

fedspend_crime

Label: Federal Budget Spending: dealing with crime
 Position: Pre-election survey, section-item no. 48-10
 Description: Federal spending levels on programs
 Question: (What about) DEALING WITH CRIME (Should federal spending on Social Security be INCREASED, DECREASED, or kept [ABOUT THE SAME / THE SAME]?)
 Randomization: Randomize order of federal spending items; randomize assignment to 'ABOUT THE SAME' OR 'THE SAME' in wording
 Universe: IF R IS SELECTED TO BE ADMINISTERED WITH RESPONSE OPTION 'ABOUT THE SAME'/ IF R IS SELECTED TO BE ADMINISTERED WITH RESPONSE OPTION 'THE SAME':
 Web Logic: Online, show the parenthetical question text but omit the parentheses.
 Source: Respondent

Unweighted Frequencies

	F2F	Web	Total
1. Increased	1365	1781	3146
2. Decreased	141	349	490
3. <Kept about the same/ Kept the same>	509	1718	2227
-8. Don't know	38	0	38
-9. Refused	3	12	15

Weighted Percentages

	F2F		Web		Total	
	Raw	Weights	Raw	Weights	Raw	Weights
1. Increased	66.4	61.2	46.1	45.2	53.2	50.8
2. Decreased	6.9	6.3	9.0	9.6	8.3	8.4
3. <Kept about the same/ Kept the same>	24.8	29.9	44.5	44.8	37.6	39.6
-8. Don't know	1.8	2.5	0.0	0.0	0.6	0.9
-9. Refused	0.1	0.2	0.3	0.4	0.3	0.3

fedspend_welfare

Label: Federal Budget Spending: welfare programs
 Position: Pre-election survey, section-item no. 48-12
 Description: Federal spending levels on programs
 Question: (What about) WELFARE PROGRAMS (Should federal spending on Social Security be INCREASED, DECREASED, or kept [ABOUT THE SAME / THE SAME]?)
 Randomization: Randomize order of federal spending items; randomize assignment to 'ABOUT THE SAME' OR 'THE SAME' in wording
 Universe: IF R IS SELECTED TO BE ADMINISTERED WITH RESPONSE OPTION 'ABOUT THE SAME'/ IF R IS SELECTED TO BE ADMINISTERED WITH RESPONSE OPTION 'THE SAME':
 Web Logic: Online, show the parenthetical question text but omit the parentheses.
 Source: Respondent

Unweighted Frequencies

	F2F	Web	Total
1. Increased	443	473	916
2. Decreased	733	1799	2532
3. <Kept about the same/ Kept the same>	821	1581	2402
-8. Don't know	51	0	51
-9. Refused	8	7	15

Weighted Percentages

	F2F		Web		Total	
	Raw	Weights	Raw	Weights	Raw	Weights
1. Increased	21.5	15.6	12.3	12.5	15.5	13.6
2. Decreased	35.7	41.5	46.6	47.8	42.8	45.6
3. <Kept about the same/ Kept the same>	39.9	39.8	41.0	39.4	40.6	39.5
-8. Don't know	2.5	2.7	0.0	0.0	0.9	0.9
-9. Refused	0.4	0.5	0.2	0.3	0.3	0.4

fedspend_child

Label: Federal Budget Spending: child care
 Position: Pre-election survey, section-item no. 48-14
 Description: Federal spending levels on programs
 Question: (What about) CHILD CARE (Should federal spending on Social Security be INCREASED, DECREASED, or kept [ABOUT THE SAME / THE SAME]?)
 Randomization: Randomize order of federal spending items; randomize assignment to 'ABOUT THE SAME' OR 'THE SAME' in wording
 Universe: IF R IS SELECTED TO BE ADMINISTERED WITH RESPONSE OPTION 'ABOUT THE SAME'/ IF R IS SELECTED TO BE ADMINISTERED WITH RESPONSE OPTION 'THE SAME':
 Web Logic: Online, show the parenthetical question text but omit the parentheses.
 Source: Respondent

Unweighted Frequencies

	F2F	Web	Total
1. Increased	1205	1003	2208
2. Decreased	188	946	1134
3. <Kept about the same/ Kept the same>	609	1902	2511
-8. Don't know	51	0	51
-9. Refused	3	9	12

Weighted Percentages

	F2F		Web		Total	
	Raw	Weights	Raw	Weights	Raw	Weights
1. Increased	58.6	49.9	26.0	25.0	37.3	33.7
2. Decreased	9.1	12.8	24.5	24.5	19.2	20.4
3. <Kept about the same/ Kept the same>	29.6	34.5	49.3	50.1	42.4	44.6
-8. Don't know	2.5	2.7	0.0	0.0	0.9	0.9
-9. Refused	0.1	0.2	0.2	0.4	0.2	0.3

fedspend_poor

Label: Federal Budget Spending: aid to the poor
 Position: Pre-election survey, section-item no. 48-18
 Description: Federal spending levels on programs
 Question: (What about) AID TO THE POOR (Should federal spending on Social Security be INCREASED, DECREASED, or kept [ABOUT THE SAME / THE SAME]?)
 Randomization: Randomize order of federal spending items; randomize assignment to 'ABOUT THE SAME' OR 'THE SAME' in wording
 Universe: IF R IS SELECTED TO BE ADMINISTERED WITH RESPONSE OPTION 'ABOUT THE SAME'/ IF R IS SELECTED TO BE ADMINISTERED WITH RESPONSE OPTION 'THE SAME':
 Web Logic: Online, show the parenthetical question text but omit the parentheses.
 Source: Respondent

Unweighted Frequencies

	F2F	Web	Total
1. Increased	1118	1218	2336
2. Decreased	199	846	1045
3. <Kept about the same/ Kept the same>	693	1786	2479
-8. Don't know	40	0	40
-9. Refused	6	10	16

Weighted Percentages

	F2F		Web		Total	
	Raw	Weights	Raw	Weights	Raw	Weights
1. Increased	54.4	43.2	31.6	32.1	39.5	35.9
2. Decreased	9.7	13.6	21.9	22.9	17.7	19.7
3. <Kept about the same/ Kept the same>	33.7	40.4	46.3	44.7	41.9	43.2
-8. Don't know	1.9	2.4	0.0	0.0	0.7	0.8
-9. Refused	0.3	0.3	0.3	0.4	0.3	0.4

fedspend_enviro

Label: Federal Budget Spending: protecting the environment
 Position: Pre-election survey, section-item no. 48-24
 Description: Federal spending levels on programs
 Question: (What about) PROTECTING THE ENVIRONMENT (Should federal spending on Social Security be INCREASED, DECREASED, or kept [ABOUT THE SAME / THE SAME]?)
 Randomization: Randomize order of federal spending items; randomize assignment to 'ABOUT THE SAME' OR 'THE SAME' in wording
 Universe: IF R IS SELECTED TO BE ADMINISTERED WITH RESPONSE OPTION 'ABOUT THE SAME'/ IF R IS SELECTED TO BE ADMINISTERED WITH RESPONSE OPTION 'THE SAME':
 Web Logic: Online, show the parenthetical question text but omit the parentheses.
 Source: Respondent

Unweighted Frequencies

	F2F	Web	Total
1. Increased	1204	1374	2578
2. Decreased	186	767	953
3. <Kept about the same/ Kept the same>	644	1709	2353
-8. Don't know	20	0	20
-9. Refused	2	10	12

Weighted Percentages

	F2F		Web		Total	
	Raw	Weights	Raw	Weights	Raw	Weights
1. Increased	58.6	51.7	35.6	34.8	43.6	40.7
2. Decreased	9.0	12.6	19.9	19.7	16.1	17.2
3. <Kept about the same/ Kept the same>	31.3	34.3	44.3	45.2	39.8	41.4
-8. Don't know	1.0	1.3	0.0	0.0	0.3	0.4
-9. Refused	0.1	0.1	0.3	0.4	0.2	0.3

candrel_dpc

Label: What is the religion of the Democratic Presidential cand
Position: Pre-election survey, section-item no. 48.3-1
Description: Political knowledge: religion of Presidential candidates
Question: Now we would like to ask you some questions about the religion of the presidential candidates. Would you say that [preload: dem pcname] is Protestant, Catholic, Jewish, Muslim, Mormon, some other religion, or is he not religious?
Logic: Load name of Democratic Presidential candidate.
Web Logic: Online, include a small text box for option 95 in place of **◆SPECIFY.◆**
Source: Respondent

Unweighted Frequencies

	F2F	Web	Total
01. Protestant	423	1355	1778
02. Catholic	147	342	489
03. Jewish	1	8	9
04. Muslim	335	898	1233
05. Mormon	4	21	25
06. Not religious	189	595	784
10. Christian (VOL)	148	185	333
11. Baptist (VOL)	57	35	92
12. Other specific Protestant denomination (VOL)	12	4	16
95. Something else (SPECIFY)	25	281	306
-8. Don't know	676	109	785
-9. Refused	39	27	66

Weighted Percentages

	F2F		Web		Total	
	Raw	Weights	Raw	Weights	Raw	Weights
01. Protestant	20.6	25.3	35.1	31.7	30.1	29.5
02. Catholic	7.1	6.5	8.9	9.4	8.3	8.3
03. Jewish	0.0	0.0	0.2	0.2	0.2	0.2
04. Muslim	16.3	19.9	23.3	24.7	20.8	23.3
05. Mormon	0.2	0.3	0.5	0.5	0.4	0.4
06. Not religious	9.2	9.2	15.4	16.8	13.3	14.3
10. Christian (VOL)	7.2	4.7	4.8	4.3	5.6	4.7
11. Baptist (VOL)	2.8	2.0	0.9	0.9	1.6	1.6
12. Other specific Protestant denomination (VOL)	0.6	0.3	0.1	0.1	0.3	0.3
95. Something else (SPECIFY)	1.2	0.9	7.3	6.9	5.2	4.7
-8. Don't know	32.9	29.5	2.8	3.6	13.3	12.8
-9. Refused	1.9	1.3	0.7	0.8	1.1	1.1

candrel_dpc_othtxt

Label: PRE: Other specify- What is the religion of the Dem Presidential
cand

234 unique outcomes. 10 most frequently appearing outcomes:

Unweighted Frequencies

	Count
<NULL>	5252
Christian	139
christian	107
Baptist	37
baptist	27
CHRISTIAN	23
not sure	18
BAPTIST	12
dont know	11
don't know	9

candrel_rpc

Label: What is the religion of the Republican Presidential cand
Position: Pre-election survey, section-item no. 48.3-2
Description: Political knowledge: religion of Presidential candidates
Question: Would you say that [preload: rep pcname] is Protestant, Catholic, Jewish, Muslim, Mormon, some other religion, or is he not religious?
Logic: Load name of Republican Presidential candidate.
Web Logic: Online, include a small text box for option 95 in place of ♦SPEC-IFY.♦
Source: Respondent

Unweighted Frequencies

	F2F	Web	Total
01. Protestant	93	220	313
02. Catholic	198	311	509
03. Jewish	18	34	52
04. Muslim	3	8	11
05. Mormon	1042	2923	3965
06. Not religious	112	182	294
10. Christian (VOL)	27	15	42
12. Other specific Protestant denomination (VOL)	2	1	3
95. Something else (SPECIFY)	13	84	97
-8. Don't know	515	56	571
-9. Refused	33	26	59

Weighted Percentages

	F2F		Web		Total	
	Raw	Weights	Raw	Weights	Raw	Weights
01. Protestant	4.5	4.9	5.7	5.6	5.3	5.3
02. Catholic	9.6	8.6	8.1	9.3	8.6	9.3
03. Jewish	0.9	0.5	0.9	0.9	0.9	0.9
04. Muslim	0.1	0.1	0.2	0.2	0.2	0.2
05. Mormon	50.7	60.1	75.7	72.7	67.0	68.0
06. Not religious	5.4	3.9	4.7	6.0	5.0	5.0
10. Christian (VOL)	1.3	0.8	0.4	0.4	0.7	0.7
12. Other specific Protestant denomination (VOL)	0.1	0.1	0.0	0.1	0.1	0.1
95. Something else (SPECIFY)	0.6	0.7	2.2	2.5	1.6	1.6
-8. Don't know	25.0	19.5	1.5	1.5	9.7	7.0
-9. Refused	1.6	0.9	0.7	1.0	1.0	0.9

candrel_rpc_othtxt

Label: PRE: Other specify- What is the religion of the DemoPresidential
cand

79 unique outcomes. 10 most frequently appearing outcomes:

Unweighted Frequencies

	<u>Count</u>
<NULL>	5770
christian	18
Christian	16
not sure	9
dont know	8
dk	4
don't know	4
Don't know	4
CHRISTIAN	3
do not know	<u>3</u>

trustgov_trustgrev

Label: [REV] How often trust govt in Wash to do what is right
Position: Pre-election survey, section-item no. 48.6-2
Description: Trust in government
Question: How often can you trust the federal government in Washington to do what is right? [ALWAYS, MOST OF THE TIME, ABOUT HALF THE TIME, SOME OF THE TIME, or NEVER / NEVER, SOME OF THE TIME, ABOUT HALF THE TIME, MOST OF THE TIME, or ALWAYS]?
Universe: IF R SELECTED FOR REVISED VERSION OF REVISED/STANDARD SPLICE:
Logic: Ask if variable splice revstd=1, else skip
Source: Respondent

Unweighted Frequencies

	F2F	Web	Total
1. Always	11	17	28
2. Most of the time	161	179	340
3. About half the time	294	474	768
4. Some of the time	446	995	1441
5. Never	78	218	296
-1. Inapplicable	1049	1975	3024
-8. Don't know	15	0	15
-9. Refused	2	2	4

Weighted Percentages

	F2F		Web		Total	
	Raw	Weights	Raw	Weights	Raw	Weights
1. Always	0.5	0.3	0.4	0.3	0.5	0.3
2. Most of the time	7.8	7.1	4.6	3.8	5.7	4.9
3. About half the time	14.3	14.5	12.3	13.1	13.0	13.6
4. Some of the time	21.7	23.9	25.8	26.4	24.4	25.5
5. Never	3.8	3.4	5.6	5.8	5.0	5.0
-1. Inapplicable	51.0	50.3	51.2	50.4	51.1	50.3
-8. Don't know	0.7	0.5	0.0	0.0	0.3	0.2
-9. Refused	0.1	0.1	0.1	0.1	0.1	0.1

trustgov_trustgstd

Label: [STD] How often trust govt in Wash to do what is right
Position: Pre-election survey, section-item no. 48.6-3
Description: Trust in government
Question: How much of the time do you think you can trust the government in Washington to do what is right -- [JUST ABOUT ALWAYS, MOST OF THE TIME, or ONLY SOME OF THE TIME / ONLY SOME OF THE TIME, MOST OF THE TIME, or JUST ABOUT ALWAYS]?
Universe: IF R SELECTED FOR STANDARD VERSION OF REVISED/STANDARD SPLICE:
Logic: Ask if variable splice revstd=2, else skip Assignment to forward/reverse ordering applies only to the options read aloud in the question text;
Web Logic: Online, omit response option 4.
Source: Respondent

Unweighted Frequencies

	F2F	Web	Total
1. Just about always	46	44	90
2. Most of the time	234	393	627
3. Only some of the time	694	1534	2228
4. Never (VOL)	58	0	58
-1. Inapplicable	1007	1885	2892
-8. Don't know	15	0	15
-9. Refused	2	4	6

Weighted Percentages

	F2F		Web		Total	
	Raw	Weights	Raw	Weights	Raw	Weights
1. Just about always	2.2	1.6	1.1	1.0	1.5	1.2
2. Most of the time	11.4	9.8	10.2	9.9	10.6	9.9
3. Only some of the time	33.8	35.8	39.7	39.4	37.7	38.1
4. Never (VOL)	2.8	2.6	0.0	0.0	1.0	0.9
-1. Inapplicable	49.0	49.7	48.8	49.6	48.9	49.7
-8. Don't know	0.7	0.4	0.0	0.0	0.3	0.1
-9. Refused	0.1	0.0	0.1	0.1	0.1	0.1

trustgov_bigintrst

Label: Govt run by a few big interests or for benefit of all
 Position: Pre-election survey, section-item no. 48.6-4
 Description: Trust in government
 Question: Would you say the government is pretty much RUN BY A FEW BIG INTERESTS looking out for themselves or that it is run FOR THE BENEFIT OF ALL THE PEOPLE?
 Source: Respondent

Unweighted Frequencies

	F2F	Web	Total
1. Run by a few big interests	1406	3197	4603
2. For the benefit of all the people	524	645	1169
-8. Don't know	109	0	109
-9. Refused	17	18	35

Weighted Percentages

	F2F		Web		Total	
	Raw	Weights	Raw	Weights	Raw	Weights
1. Run by a few big interests	68.4	71.0	82.8	82.6	77.8	78.6
2. For the benefit of all the people	25.5	23.3	16.7	16.8	19.8	19.1
-8. Don't know	5.3	5.0	0.0	0.0	1.8	1.7
-9. Refused	0.8	0.7	0.5	0.6	0.6	0.6

trustgov_waste

Label: Does government waste much tax money
 Position: Pre-election survey, section-item no. 48.6-5
 Description: Trust in government
 Question: Do you think that people in government [WASTE A LOT of the money we pay in taxes, WASTE SOME of it, or DON'T WASTE VERY MUCH of it / DON'T WASTE VERY MUCH of the money we pay in taxes, WASTE SOME of it, or WASTE A LOT of it]?
 Source: Respondent

Unweighted Frequencies

	F2F	Web	Total
1. Waste a lot	1354	2730	4084
2. Waste some	601	994	1595
3. Don't waste very much	59	129	188
-8. Don't know	40	0	40
-9. Refused	2	7	9

Weighted Percentages

	F2F		Web		Total	
	Raw	Weights	Raw	Weights	Raw	Weights
1. Waste a lot	65.9	69.8	70.7	70.8	69.0	70.5
2. Waste some	29.2	26.9	25.8	25.4	27.0	25.9
3. Don't waste very much	2.9	2.1	3.3	3.5	3.2	3.0
-8. Don't know	1.9	1.2	0.0	0.0	0.7	0.4
-9. Refused	0.1	0.0	0.2	0.3	0.2	0.2

trustgov_corrpt

Label: How many in government are corrupt
 Position: Pre-election survey, section-item no. 48.6-6
 Description: Trust in government
 Question: How many of the people running the government are corrupt? [All, most, about half, a few, or none? / None, a few, about half, most, or all?]
 Source: Respondent

Unweighted Frequencies

	F2F	Web	Total
1. All	94	124	218
2. Most	447	980	1427
3. About half	601	1231	1832
4. A few	783	1479	2262
5. None	27	35	62
-8. Don't know	97	0	97
-9. Refused	7	11	18

Weighted Percentages

	F2F		Web		Total	
	Raw	Weights	Raw	Weights	Raw	Weights
1. All	4.6	4.1	3.2	4.0	3.7	4.0
2. Most	21.7	23.0	25.4	26.9	24.1	25.6
3. About half	29.2	29.7	31.9	32.3	31.0	31.4
4. A few	38.1	38.0	38.3	35.5	38.2	36.4
5. None	1.3	1.1	0.9	0.8	1.0	0.9
-8. Don't know	4.7	3.7	0.0	0.0	1.6	1.3
-9. Refused	0.3	0.5	0.3	0.4	0.3	0.4

trust_social

Label: How often can people be trusted
 Position: Pre-election survey, section-item no. 48.65-2
 Description: Social trust
 Question: Generally speaking, how often can you trust other people? [ALWAYS, MOST OF THE TIME, ABOUT HALF THE TIME, SOME OF THE TIME, or NEVER / NEVER, SOME OF THE TIME, ABOUT HALF THE TIME, MOST OF THE TIME, or ALWAYS]?
 Source: Respondent

Unweighted Frequencies

	F2F	Web	Total
1. Always	18	21	39
2. Most of the time	691	1537	2228
3. About half the time	505	1073	1578
4. Some of the time	688	1083	1771
5. Never	141	140	281
-8. Don't know	12	0	12
-9. Refused	1	6	7

Weighted Percentages

	F2F		Web		Total	
	Raw	Weights	Raw	Weights	Raw	Weights
1. Always	0.9	0.7	0.5	0.6	0.7	0.7
2. Most of the time	33.6	43.7	39.8	36.3	37.7	38.8
3. About half the time	24.6	24.2	27.8	29.3	26.7	27.5
4. Some of the time	33.5	26.9	28.1	29.5	29.9	28.6
5. Never	6.9	4.2	3.6	4.0	4.7	4.1
-8. Don't know	0.6	0.4	0.0	0.0	0.2	0.1
-9. Refused	0.0	0.0	0.2	0.3	0.1	0.2

respons_elections

Label: Elections make govt pay attention
 Position: Pre-election survey, section-item no. 48.7-12
 Description: Government responsiveness
 Question: How much do you feel that having elections makes the government pay attention to what the people think? [A GOOD DEAL, SOME, or NOT MUCH / NOT MUCH, SOME, or A GOOD DEAL]?
 Source: Respondent

Unweighted Frequencies

	F2F	Web	Total
1. A good deal	868	857	1725
2. Some	840	2054	2894
3. Not much	331	942	1273
-8. Don't know	16	0	16
-9. Refused	1	7	8

Weighted Percentages

	F2F		Web		Total	
	Raw	Weights	Raw	Weights	Raw	Weights
1. A good deal	42.2	41.3	22.2	20.6	29.2	27.8
2. Some	40.9	42.5	53.2	53.8	48.9	49.9
3. Not much	16.1	15.7	24.4	25.3	21.5	22.0
-8. Don't know	0.8	0.4	0.0	0.0	0.3	0.1
-9. Refused	0.0	0.1	0.2	0.3	0.1	0.2

econcand_dwin

Label: Economy better or worse if Dem Pres cand wins
 Position: Pre-election survey, section-item no. 49.1-1
 Description: Effect of Pres cand win on economy
 Question: If [preload: dem pcname] wins the election, do you expect the economy, in the country as a whole, to GET BETTER, STAY ABOUT THE SAME, or GET WORSE?
 Source: Respondent

Unweighted Frequencies

	F2F	Web	Total
1. Get better	1122	1667	2789
2. Stay about the same	492	833	1325
3. Get worse	403	1350	1753
-8. Don't know	33	0	33
-9. Refused	6	10	16

Weighted Percentages

	F2F		Web		Total	
	Raw	Weights	Raw	Weights	Raw	Weights
1. Get better	54.6	43.1	43.2	40.7	47.1	41.5
2. Stay about the same	23.9	26.6	21.6	23.6	22.4	24.7
3. Get worse	19.6	28.6	35.0	35.2	29.6	32.9
-8. Don't know	1.6	1.3	0.0	0.0	0.6	0.5
-9. Refused	0.3	0.3	0.3	0.5	0.3	0.4

econcand_rwin

Label: Economy better or worse if Rep Pres cand wins
Position: Pre-election survey, section-item no. 49.1-3
Description: Effect of Pres cand win on economy
Question: If [preload: rep pcname] wins the election, do you expect the economy, in the country as a whole, to GET BETTER, STAY ABOUT THE SAME, or GET WORSE?
Source: Respondent

Unweighted Frequencies

	F2F	Web	Total
1. Get better	584	1485	2069
2. Stay about the same	562	920	1482
3. Get worse	802	1440	2242
-8. Don't know	101	0	101
-9. Refused	7	15	22

Weighted Percentages

	F2F		Web		Total	
	Raw	Weights	Raw	Weights	Raw	Weights
1. Get better	28.4	39.4	38.5	38.2	35.0	38.7
2. Stay about the same	27.3	27.8	23.8	23.9	25.1	25.2
3. Get worse	39.0	28.1	37.3	37.2	37.9	34.1
-8. Don't know	4.9	4.4	0.0	0.0	1.7	1.5
-9. Refused	0.3	0.2	0.4	0.6	0.4	0.5

envir_drill

Label: Favor or oppose increased U.S. offshore drilling
 Position: Pre-election survey, section-item no. 49.2-1
 Description: Environmental policy and conditions
 Question: Now on another topic. Do you FAVOR, OPPOSE, or NEITHER FAVOR NOR OPPOSE increased offshore drilling for oil and natural gas in U.S. waters?
 Source: Respondent

Unweighted Frequencies

	F2F	Web	Total
1. Favor	1031	2049	3080
2. Oppose	439	624	1063
3. Neither favor nor oppose	472	1180	1652
-8. Don't know	108	0	108
-9. Refused	6	7	13

Weighted Percentages

	F2F		Web		Total	
	Raw	Weights	Raw	Weights	Raw	Weights
1. Favor	50.1	57.6	53.1	51.3	52.1	53.5
2. Oppose	21.4	19.4	16.2	16.2	18.0	17.3
3. Neither favor nor oppose	23.0	19.0	30.6	32.2	27.9	27.6
-8. Don't know	5.3	3.7	0.0	0.0	1.8	1.3
-9. Refused	0.3	0.3	0.2	0.3	0.2	0.3

envir_nuke

Label: Should US have more or fewer nuclear power plants
Position: Pre-election survey, section-item no. 49.2-3
Description: Environmental policy and conditions
Question: Do you think the United States should have MORE nuclear power plants, FEWER nuclear power plants, or the same number it has now?
Source: Respondent

Unweighted Frequencies

	F2F	Web	Total
1. More	383	1294	1677
2. Fewer	493	833	1326
3. The same number	1034	1713	2747
-8. Don't know	139	0	139
-9. Refused	7	20	27

Weighted Percentages

	F2F		Web		Total	
	Raw	Weights	Raw	Weights	Raw	Weights
1. More	18.6	24.3	33.5	31.6	28.3	29.1
2. Fewer	24.0	23.1	21.6	23.0	22.4	23.0
3. The same number	50.3	46.1	44.4	44.7	46.4	45.2
-8. Don't know	6.8	6.3	0.0	0.0	2.3	2.2
-9. Refused	0.3	0.2	0.5	0.8	0.5	0.6

envir_gwarm

Label: Is global warming happening or not
 Position: Pre-election survey, section-item no. 49.2-6
 Description: Environmental policy and conditions
 Question: You may have heard about the idea that the world's temperature may have been going up slowly over the past 100 years. What is your personal opinion on this? Do you think this has probably been happening, or do you think it probably hasn't been happening?
 Source: Respondent

Unweighted Frequencies

	F2F	Web	Total
1. Has probably been happening	1656	3050	4706
2. Probably hasn't been happening	278	794	1072
-8. Don't know	118	0	118
-9. Refused	4	16	20

Weighted Percentages

	F2F		Web		Total	
	Raw	Weights	Raw	Weights	Raw	Weights
1. Has probably been happening	80.5	79.2	79.0	77.6	79.5	78.1
2. Probably hasn't been happening	13.5	16.1	20.6	21.8	18.1	19.8
-8. Don't know	5.7	4.5	0.0	0.0	2.0	1.6
-9. Refused	0.2	0.2	0.4	0.6	0.3	0.5

envir_gwgood

Label: Rising temperatures good or bad
 Position: Pre-election survey, section-item no. 49.2-7
 Description: Environmental policy and conditions
 Question: [If / Assuming it's happening, if] temperatures continue to go up in the future, would this be good, bad, or neither good nor bad?
 Universe: IF R THINKS GLOBAL WARMING HAS PROBABLY BEEN OCCURRING/ IF R THINKS GLOBAL WARMING HAS PROBABLY NOT BEEN OCCURRING OR DK/RF:
 Logic: If ENVIR GWARM=1, fill question text 'If' else fill question text 'Assuming it's happening, if'.
 Source: Respondent

Unweighted Frequencies

	F2F	Web	Total
1. Good	41	82	123
2. Bad	1601	2693	4294
3. Neither good nor bad	357	1076	1433
-8. Don't know	55	0	55
-9. Refused	2	9	11

Weighted Percentages

	F2F		Web		Total	
	Raw	Weights	Raw	Weights	Raw	Weights
1. Good	2.0	2.1	2.1	2.4	2.1	2.3
2. Bad	77.9	76.0	69.8	68.9	72.6	71.4
3. Neither good nor bad	17.4	19.6	27.9	28.3	24.2	25.3
-8. Don't know	2.7	2.2	0.0	0.0	0.9	0.8
-9. Refused	0.1	0.1	0.2	0.3	0.2	0.2

envir_gwhow

Label: Anthropogenic climate change
Position: Pre-election survey, section-item no. 49.2-9
Description: Environmental policy and conditions
Question: [Do / Assuming it's happening, do] you think a rise in the world's temperatures would be caused mostly by human activity, mostly by natural causes, or about equally by human activity and by natural causes?
Universe: IF R THINKS GLOBAL WARMING HAS PROBABLY BEEN OCCURRING/ IF R THINKS GLOBAL WARMING HAS PROBABLY NOT BEEN OCCURRING OR DK/RF:
Logic: If ENVIR GWARM=1, fill question text 'Do' else fill question text 'Assuming it's happening, do'.
Source: Respondent

Unweighted Frequencies

	F2F	Web	Total
1. Mostly by human activity	644	1342	1986
2. Mostly by natural causes	320	808	1128
3. About equally by human activity and natural causes	1036	1701	2737
-8. Don't know	55	0	55
-9. Refused	1	9	10

	Weighted Percentages					
	F2F		Web		Total	
	Raw	Weights	Raw	Weights	Raw	Weights
1. Mostly by human activity	31.3	30.6	34.8	33.8	33.6	32.7
2. Mostly by natural causes	15.6	16.8	20.9	22.1	19.1	20.2
3. About equally by human activity and natural causes	50.4	50.6	44.1	43.7	46.3	46.1
-8. Don't know	2.7	2.0	0.0	0.0	0.9	0.7
-9. Refused	0.0	0.0	0.2	0.4	0.2	0.3

gayrt_discrev

Label: [REV] Should laws protect gays/lesbians against job discrim
 Position: Pre-election survey, section-item no. 49.3-3
 Description: Civil rights for gays and lesbians
 Question: Do you FAVOR or OPPOSE laws to protect gays and lesbians against job discrimination?
 Universe: IF R SELECTED FOR REVISED VERSION OF REVISED/STANDARD SPLICE:
 Logic: Ask if variable splice revstd=1, else skip
 Source: Respondent

Unweighted Frequencies

	F2F	Web	Total
1. Favor	755	1361	2116
2. Oppose	175	502	677
-1. Inapplicable	1049	1975	3024
-8. Don't know	55	0	55
-9. Refused	22	22	44

Weighted Percentages

	F2F		Web		Total	
	Raw	Weights	Raw	Weights	Raw	Weights
1. Favor	36.7	38.1	35.3	35.5	35.8	36.4
2. Oppose	8.5	8.6	13.0	13.3	11.4	11.7
-1. Inapplicable	51.0	50.3	51.2	50.4	51.1	50.3
-8. Don't know	2.7	2.2	0.0	0.0	0.9	0.8
-9. Refused	1.1	0.8	0.6	0.8	0.7	0.8

gayrt_discstrev

Label: [REV] How mch fav/opp laws protect gays/lesbians job discr
 Position: Pre-election survey, section-item no. 49.3-4
 Description: Civil rights for gays and lesbians
 Question: [Do you favor such laws STRONGLY or NOT STRONGLY? / Do you oppose such laws STRONGLY or NOT STRONGLY?]
 Universe: IF R SELECTED FOR REVISED VERSION OF REVISED/STANDARD SPLICE: IF R FAVORS PROTECTING GAYS AND LESBIANS AGAINST JOB DISCRIMINATION/ IF R OPPOSES PROTECTING GAYS AND LESBIANS AGAINST JOB DISCRIMINATION:
 Logic: Ask if GAYRT GDISCREV in(1,2) else skip. Use 'favor' if GAYRT GDISCREV = 1 Use 'oppose' if GAYRT GDISCREV = 2
 Source: Respondent

Unweighted Frequencies

	F2F	Web	Total
1. Strongly	695	1174	1869
2. Not strongly	232	688	920
-1. Inapplicable	1126	1997	3123
-8. Don't know	3	0	3
-9. Refused	0	1	1

Weighted Percentages

	F2F		Web		Total	
	Raw	Weights	Raw	Weights	Raw	Weights
1. Strongly	33.8	33.2	30.4	30.8	31.6	31.6
2. Not strongly	11.3	13.4	17.8	18.0	15.6	16.4
-1. Inapplicable	54.8	53.3	51.7	51.2	52.8	52.0
-8. Don't know	0.1	0.1	0.0	0.0	0.1	0.0

gayrt_discrev_x

Label: PRE: SUMMARY REV version- favor laws against gays/lesbians job discrim

Unweighted Frequencies

	F2F	Web	Total
1. Approve strongly	583	870	1453
2. Approve not strongly	170	491	661
4. Disapprove not strongly	62	197	259
5. Disapprove strongly	112	304	416
-1. Inapplicable	1049	1975	3024
-8. Don't know	58	0	58
-9. Refused	22	23	45

Weighted Percentages

	F2F		Web		Total	
	Raw	Weights	Raw	Weights	Raw	Weights
1. Approve strongly	28.4	27.7	22.5	23.1	24.6	24.7
2. Approve not strongly	8.3	10.3	12.7	12.4	11.2	11.7
4. Disapprove not strongly	3.0	3.1	5.1	5.6	4.4	4.7
5. Disapprove strongly	5.4	5.5	7.9	7.7	7.0	6.9
-1. Inapplicable	51.0	50.3	51.2	50.4	51.1	50.3
-8. Don't know	2.8	2.3	0.0	0.0	1.0	0.8
-9. Refused	1.1	0.8	0.6	0.9	0.8	0.9

gayrt_discstd

Label: [STD] Should laws protect homosexuals against job discrim
 Position: Pre-election survey, section-item no. 49.3-5
 Description: Civil rights for gays and lesbians
 Question: Do you FAVOR or OPPOSE laws to protect homosexuals against job discrimination?
 Universe: IF R SELECTED FOR STANDARD VERSION OF REVISED/STANDARD SPLICE:
 Logic: Ask if variable splice revstd=2 else skip
 Source: Respondent

Unweighted Frequencies

	F2F	Web	Total
1. Favor	796	1425	2221
2. Oppose	168	530	698
-1. Inapplicable	1007	1885	2892
-8. Don't know	68	0	68
-9. Refused	17	20	37

Weighted Percentages

	F2F		Web		Total	
	Raw	Weights	Raw	Weights	Raw	Weights
1. Favor	38.7	39.4	36.9	36.2	37.5	37.3
2. Oppose	8.2	7.0	13.7	13.7	11.8	11.3
-1. Inapplicable	49.0	49.7	48.8	49.6	48.9	49.7
-8. Don't know	3.3	3.2	0.0	0.0	1.1	1.1
-9. Refused	0.8	0.6	0.5	0.6	0.6	0.6

gayrt_discststd

Label: [STD] How mch fav/opp laws protect homosexuals job discrim
 Position: Pre-election survey, section-item no. 49.3-6
 Description: Civil rights for gays and lesbians
 Question: [Do you favor such laws STRONGLY or NOT STRONGLY? / Do you oppose such laws STRONGLY or NOT STRONGLY?]
 Universe: IF R SELECTED FOR STANDARD VERSION OF REVISED/STANDARD SPLICES: IF R FAVORS PROTECTING HOMOSEXUALS AGAINST JOB DISCRIMINATION/ IF R OPPOSES PROTECTING HOMOSEXUALS AGAINST JOB DISCRIMINATION:
 Logic: Ask if GAYRT GDISCSTD in(1,2) else skip. Use 'favor' if GAYRT GDISCSTD = 1 Use 'oppose' if GAYRT GDISCSTD = 2
 Source: Respondent

Unweighted Frequencies

	F2F	Web	Total
1. Strongly	728	1215	1943
2. Not strongly	231	739	970
-1. Inapplicable	1092	1905	2997
-8. Don't know	5	0	5
-9. Refused	0	1	1

Weighted Percentages

	F2F		Web		Total	
	Raw	Weights	Raw	Weights	Raw	Weights
1. Strongly	35.4	34.1	31.5	30.6	32.8	31.8
2. Not strongly	11.2	12.1	19.1	19.2	16.4	16.7
-1. Inapplicable	53.1	53.5	49.4	50.2	50.7	51.4
-8. Don't know	0.2	0.3	0.0	0.0	0.1	0.1

gayrt_discstd_x

Label: PRE: SUMMARY STD version- favor laws against gays/lesbians job discrim

Unweighted Frequencies

	F2F	Web	Total
1. Approve strongly	622	923	1545
2. Approve not strongly	171	502	673
4. Disapprove not strongly	60	237	297
5. Disapprove strongly	106	292	398
-1. Inapplicable	1007	1885	2892
-8. Don't know	73	0	73
-9. Refused	17	21	38

Weighted Percentages

	F2F		Web		Total	
	Raw	Weights	Raw	Weights	Raw	Weights
1. Approve strongly	30.3	29.8	23.9	23.3	26.1	25.6
2. Approve not strongly	8.3	9.5	13.0	12.8	11.4	11.7
4. Disapprove not strongly	2.9	2.5	6.1	6.4	5.0	5.1
5. Disapprove strongly	5.2	4.3	7.6	7.2	6.7	6.2
-1. Inapplicable	49.0	49.7	48.8	49.6	48.9	49.7
-8. Don't know	3.6	3.5	0.0	0.0	1.2	1.2
-9. Refused	0.8	0.6	0.5	0.6	0.6	0.6

gayrt_milrev

Label: [REV] Should gays and lesbians serve in U.S. armed forces
 Position: Pre-election survey, section-item no. 49.3-7
 Description: Civil rights for gays and lesbians
 Question: Do you think gays and lesbians should be allowed to serve in the United States Armed Forces or don't you think so?
 Universe: IF R SELECTED FOR REVISED VERSION OF REVISED/STANDARD SPLICE:
 Logic: Ask if variable splice revstd=1 else skip
 Source: Respondent

Unweighted Frequencies

	F2F	Web	Total
1. Gays and lesbians should be allowed to serve	864	1595	2459
2. Gays and lesbians should not be allowed to serve	111	276	387
-1. Inapplicable	1049	1975	3024
-8. Don't know	20	0	20
-9. Refused	12	14	26

Weighted Percentages

	F2F		Web		Total	
	Raw	Weights	Raw	Weights	Raw	Weights
1. Gays and lesbians should be allowed to serve	42.0	42.9	41.3	41.5	41.6	42.0
2. Gays and lesbians should not be allowed to serve	5.4	5.3	7.2	7.6	6.5	6.8
-1. Inapplicable	51.0	50.3	51.2	50.4	51.1	50.3
-8. Don't know	1.0	1.0	0.0	0.0	0.3	0.4
-9. Refused	0.6	0.5	0.4	0.5	0.4	0.5

gayrt_milstrev

Label: [REV] Strength favor/opp allow gays serve in armed forces
 Position: Pre-election survey, section-item no. 49.3-8
 Description: Civil rights for gays and lesbians
 Question: [Do you feel STRONGLY or NOT STRONGLY that gays and lesbians should be allowed to serve? / Do you feel STRONGLY or NOT STRONGLY that gays and lesbians should not be allowed to serve?]
 Universe: IF R SELECTED FOR REVISED VERSION OF REVISED/STANDARD SPLICE: IF R SAYS ALLOW GAYS AND LESBIANS TO SERVE IN ARMED FORCES/ IF R SAYS DO NOT ALLOW GAYS AND LESBIANS TO SERVE IN ARMED FORCES:
 Logic: Ask if GAYRT GMILREV in(1,2) else skip. Use 'favor' if GAYRT GMILREV = 1 Use 'oppose' if GAYRT GMILREV = 2
 Source: Respondent

Unweighted Frequencies

	F2F	Web	Total
1. Strongly	770	1305	2075
2. Not strongly	192	564	756
-1. Inapplicable	1081	1989	3070
-8. Don't know	12	0	12
-9. Refused	1	2	3

Weighted Percentages

	F2F		Web		Total	
	Raw	Weights	Raw	Weights	Raw	Weights
1. Strongly	37.5	36.2	33.8	33.9	35.1	34.7
2. Not strongly	9.3	11.4	14.6	15.1	12.8	13.8
-1. Inapplicable	52.6	51.8	51.5	50.9	51.9	51.2
-8. Don't know	0.6	0.6	0.0	0.0	0.2	0.2
-9. Refused	0.0	0.0	0.1	0.1	0.1	0.1

gayrt_milrev_x

Label: PRE: SUMMARY REV version- allow gays/lesbians serve in US armed forces

Unweighted Frequencies

	F2F	Web	Total
1. Feel strongly that gays and lesbians should be allowed to serve	692	1103	1795
2. Feel not strongly that gays and lesbians should be allowed to serve	161	490	651
4. Feel not strongly that gays and lesbians should not be allowed to serve	31	74	105
5. Feel strongly that gays and lesbians should not be allowed to serve	78	202	280
-1. Inapplicable	1049	1975	3024
-8. Don't know	32	0	32
-9. Refused	13	16	29

Weighted Percentages

	F2F		Web		Total	
	Raw	Weights	Raw	Weights	Raw	Weights
1. Feel strongly that gays and lesbians should be allowed to serve	33.7	32.4	28.6	28.5	30.3	29.9
2. Feel not strongly that gays and lesbians should be allowed to serve	7.8	9.9	12.7	13.0	11.0	11.9
4. Feel not strongly that gays and lesbians should not be allowed to serve	1.5	1.5	1.9	2.2	1.8	1.9
5. Feel strongly that gays and lesbians should not be allowed to serve	3.8	3.8	5.2	5.4	4.7	4.9
-1. Inapplicable	51.0	50.3	51.2	50.4	51.1	50.3
-8. Don't know	1.6	1.6	0.0	0.0	0.5	0.6
-9. Refused	0.6	0.5	0.4	0.6	0.5	0.6

gayrt_milstd

Label: [STD] Should homosexuals serve in U.S. armed forces
 Position: Pre-election survey, section-item no. 49.3-9
 Description: Civil rights for gays and lesbians
 Question: Do you think homosexuals should be allowed to serve in the United States Armed Forces or don't you think so?
 Universe: IF R SELECTED FOR STANDARD VERSION OF REVISED/STANDARD SPLICE:
 Logic: Ask if variable splice revstd=2 else skip
 Source: Respondent

Unweighted Frequencies

	F2F	Web	Total
1. Homosexuals should be allowed to serve	873	1678	2551
2. Homosexuals should not be allowed to serve	118	282	400
-1. Inapplicable	1007	1885	2892
-8. Don't know	44	0	44
-9. Refused	14	15	29

Weighted Percentages

	F2F		Web		Total	
	Raw	Weights	Raw	Weights	Raw	Weights
1. Homosexuals should be allowed to serve	42.5	42.1	43.5	42.5	43.1	42.3
2. Homosexuals should not be allowed to serve	5.7	5.7	7.3	7.5	6.8	6.9
-1. Inapplicable	49.0	49.7	48.8	49.6	48.9	49.7
-8. Don't know	2.1	2.0	0.0	0.0	0.7	0.7
-9. Refused	0.7	0.5	0.4	0.4	0.5	0.4

gayrt_milststd

Label: [STD] Strength fav/opp allow homosexuals serve armed forces
 Position: Pre-election survey, section-item no. 49.3-10
 Description: Civil rights for gays and lesbians
 Question: [Do you feel STRONGLY or NOT STRONGLY that homosexuals should be allowed to serve? / Do you feel STRONGLY or NOT STRONGLY that homosexuals should not be allowed to serve?]
 Universe: IF R SELECTED FOR STANDARD VERSION OF REVISED/STANDARD SPLICE: IF R SAYS ALLOW HOMOSEXUALS TO SERVE IN ARMED FORCES/ IF R SAYS DO NOT ALLOW HOMOSEXUALS TO SERVE IN ARMED FORCES:
 Logic: Ask if GAYRT GMILSTD in(1,2) else skip. Use 'favor' if GAYRT GMILSTD = 1 Use 'oppose' if GAYRT GMILSTD = 2
 Source: Respondent

Unweighted Frequencies

	F2F	Web	Total
1. Strongly	776	1342	2118
2. Not strongly	208	617	825
-1. Inapplicable	1065	1900	2965
-8. Don't know	7	0	7
-9. Refused	0	1	1

Weighted Percentages

	F2F		Web		Total	
	Raw	Weights	Raw	Weights	Raw	Weights
1. Strongly	37.7	37.4	34.8	33.8	35.8	35.1
2. Not strongly	10.1	9.6	16.0	16.1	13.9	13.8
-1. Inapplicable	51.8	52.3	49.2	50.0	50.1	50.8
-8. Don't know	0.3	0.7	0.0	0.0	0.1	0.3

gayrt_milstd_x

Label: PRE: SUMMARY STD version- allow gays/lesbians serve in US armed forces

Unweighted Frequencies

	F2F	Web	Total
1. Feel strongly that homosexuals should be allowed to serve	695	1136	1831
2. Feel not strongly that homosexuals should be allowed to serve	173	541	714
4. Feel not strongly that homosexuals should not be allowed to serve	35	76	111
5. Feel strongly that homosexuals should not be allowed to serve	81	206	287
-1. Inapplicable	1007	1885	2892
-8. Don't know	51	0	51
-9. Refused	14	16	30

Weighted Percentages

	F2F		Web		Total	
	Raw	Weights	Raw	Weights	Raw	Weights
1. Feel strongly that homosexuals should be allowed to serve	33.8	33.4	29.4	28.5	30.9	30.2
2. Feel not strongly that homosexuals should be allowed to serve	8.4	8.2	14.0	13.9	12.1	11.9
4. Feel not strongly that homosexuals should not be allowed to serve	1.7	1.3	2.0	2.2	1.9	1.9
5. Feel strongly that homosexuals should not be allowed to serve	3.9	4.1	5.3	5.3	4.9	4.9
-1. Inapplicable	49.0	49.7	48.8	49.6	48.9	49.7
-8. Don't know	2.5	2.8	0.0	0.0	0.9	1.0
-9. Refused	0.7	0.5	0.4	0.5	0.5	0.5

gayrt_adopt

Label: Should gay and lesbian couples be allowed to adopt
Position: Pre-election survey, section-item no. 49.3-11
Description: Civil rights for gays and lesbians
Question: Do you think gay or lesbian couples should be legally permitted to adopt children?
Source: Respondent

Unweighted Frequencies

	F2F	Web	Total
1. Yes	1207	2325	3532
2. No	696	1502	2198
-8. Don't know	119	0	119
-9. Refused	34	33	67

Weighted Percentages

	F2F		Web		Total	
	Raw	Weights	Raw	Weights	Raw	Weights
1. Yes	58.7	61.5	60.2	60.9	59.7	61.1
2. No	33.9	31.4	38.9	38.2	37.2	35.8
-8. Don't know	5.8	5.5	0.0	0.0	2.0	1.9
-9. Refused	1.7	1.6	0.9	0.9	1.1	1.1

gayrt_marry

Label: R position on gay marriage
Position: Pre-election survey, section-item no. 49.3-12
Description: Civil rights for gays and lesbians
Question: Looking at page [preload: prepg z] of the booklet. Which comes closest to your view? You can just tell me the number of your choice.
Source: Respondent

Unweighted Frequencies

	F2F	Web	Total
1. Gay and lesbian couples should be allowed to legally marry.	855	1502	2357
2. Gay and lesbian couples should be allowed to form civil unions but not legally marry.	636	1327	1963
3. There should be no legal recognition of a gay or lesbian couple's relationship.	506	1010	1516
-8. Don't know	38	0	38
-9. Refused	21	21	42

	Weighted Percentages					
	F2F		Web		Total	
	Raw	Weights	Raw	Weights	Raw	Weights
1. Gay and lesbian couples should be allowed to legally marry.	41.6	42.0	38.9	39.8	39.8	40.6
2. Gay and lesbian couples should be allowed to form civil unions but not legally marry.	30.9	32.6	34.4	33.4	33.2	33.1
3. There should be no legal recognition of a gay or lesbian couple's relationship.	24.6	23.4	26.2	26.1	25.6	25.2
-8. Don't know	1.8	1.2	0.0	0.0	0.6	0.4
-9. Refused	1.0	0.8	0.5	0.7	0.7	0.7

abortpre_4point

Label: STD Abortion: self-placement
Position: Pre-election survey, section-item no. 49.5-1
Description: Abortion std self-placement
Question: Please look at page [preload: prepg f] of the booklet. There has been some discussion about abortion during recent years. Which one of the opinions on this page best agrees with your view? You can just tell me the number of the opinion you choose.
Web Logic: Online, omit the first and last sentences of the question stem so the stem reads as follows: ♦There has been some discussion of abortion in recent years. Which one of the opinions on this page best agrees with your view?♦. Also, omit response option 5.
Source: Respondent

Unweighted Frequencies

	F2F	Web	Total
1. By law, abortion should never be permitted.	244	428	672
2. The law should permit abortion only in case of rape, incest, or when the woman's life is in danger	561	1046	1607
3. The law should permit abortion for reasons other than rape, incest, or danger to the woman	319	579	898
4. By law, a woman should always be able to obtain an abortion as a matter of personal choice.	891	1789	2680
5. Other (SPECIFY) (VOL)	5	0	5
-8. Don't know	21	0	21
-9. Refused	15	18	33

	Weighted Percentages					
	F2F		Web		Total	
	Raw	Weights	Raw	Weights	Raw	Weights
1. By law, abortion should never be permitted.	11.9	11.7	11.1	12.4	11.4	12.2
2. The law should permit abortion only in case of rape, incest, or when the woman's life is in danger	27.3	27.2	27.1	27.5	27.2	27.4
3. The law should permit abortion for reasons other than rape, incest, or danger to the woman	15.5	17.3	15.0	14.5	15.2	15.5
4. By law, a woman should always be able to obtain an abortion as a matter of personal choice.	43.3	42.4	46.3	44.9	45.3	44.0
5. Other (SPECIFY) (VOL)	0.2	0.3	0.0	0.0	0.1	0.1
-8. Don't know	1.0	0.6	0.0	0.0	0.4	0.2
-9. Refused	0.7	0.5	0.5	0.7	0.6	0.6

abortpre_4point_othtxt

Label: PRE: Other specify- STD Abortion: self-placement

Unweighted Frequencies

	F2F	Web	Total
<NULL>	2049	3860	5909
Both 2 and 3	1	0	1
By law should never be permitted except if the woman's life is in danger.I case of rape the child could be adopted.	1	0	1
can't pick a side	1	0	1
dont think the govt should be telling us what we should or should not do; i dont believe in abortion	1	0	1
I dont agree with #1. but I personally, for me, abortion is not right. Its not the child's fault.	1	0	1
it should only be permitted if a womans life is in danger, not rape or incest	1	0	1
never	1	0	1

Weighted Percentages

	F2F		Web		Total	
	Raw	Weights	Raw	Weights	Raw	Weights
<NULL>	99.7	99.6	100.0	100.0	99.9	99.9
can't pick a side	0.0	0.1	0.0	0.0	0.0	0.0
I dont agree with #1. but I personally, for me, abortion is not right. Its not the child's fault.	0.0	0.1	0.0	0.0	0.0	0.0
it should only be permitted if a womans life is in danger, not rape or incest	0.0	0.2	0.0	0.0	0.0	0.1

penalty_favdpen

Label: R favor/oppose death penalty
 Position: Pre-election survey, section-item no. 51-1
 Description: Position on the death penalty
 Question: (Not looking at the booklet now.) Do you FAVOR or OPPOSE the death penalty for persons convicted of murder?
 Web Logic: Online, omit the parenthetical reference to the booklet.
 Source: Respondent

Unweighted Frequencies

	F2F	Web	Total
1. Favor	1273	2808	4081
2. Oppose	650	1023	1673
-8. Don't know	111	0	111
-9. Refused	22	29	51

Weighted Percentages

	F2F		Web		Total	
	Raw	Weights	Raw	Weights	Raw	Weights
1. Favor	61.9	66.7	72.7	73.9	69.0	71.4
2. Oppose	31.6	27.5	26.5	25.0	28.3	25.9
-8. Don't know	5.4	5.0	0.0	0.0	1.9	1.7
-9. Refused	1.1	0.8	0.8	1.1	0.9	1.0

penalty_dpenstr

Label: Strength R favors/opposes death penalty
 Position: Pre-election survey, section-item no. 51-2
 Description: Position on the death penalty
 Question: Do you [favor / oppose] the death penalty for persons convicted of murder STRONGLY or NOT STRONGLY?
 Universe: IF R FAVORS DEATH PENALTY FOR PERSONS CONVICTED OF MURDER / IF R OPPOSES DEATH PENALTY FOR PERSONS CONVICTED OF MURDER:
 Logic: Ask if PENALTY FAVDPEN in(1,2), else skip. Load 'favor' if PENALTY FAVDPEN= 1 Load 'oppose' if PENALTY FAVDPEN = 2.
 Source: Respondent

Unweighted Frequencies

	F2F	Web	Total
1. Strongly	1369	2609	3978
2. Not strongly	546	1220	1766
-1. Inapplicable	133	29	162
-8. Don't know	8	0	8
-9. Refused	0	2	2

Weighted Percentages

	F2F		Web		Total	
	Raw	Weights	Raw	Weights	Raw	Weights
1. Strongly	66.6	66.0	67.6	65.9	67.2	65.9
2. Not strongly	26.6	28.0	31.6	33.0	29.9	31.3
-1. Inapplicable	6.5	5.8	0.8	1.1	2.7	2.7
-8. Don't know	0.4	0.2	0.0	0.0	0.1	0.1
-9. Refused	0.0	0.0	0.1	0.0	0.0	0.0

penalty_favopp_x

Label: PRE: SUMMARY- Favor death penalty

Unweighted Frequencies

	F2F	Web	Total
1. Approve strongly	974	2042	3016
2. Approve not strongly	292	764	1056
4. Disapprove not strongly	254	456	710
5. Disapprove strongly	395	567	962
-8. Don't know	119	0	119
-9. Refused	22	31	53

Weighted Percentages

	F2F		Web		Total	
	Raw	Weights	Raw	Weights	Raw	Weights
1. Approve strongly	47.4	49.9	52.9	53.2	51.0	52.0
2. Approve not strongly	14.2	16.6	19.8	20.7	17.8	19.2
4. Disapprove not strongly	12.4	11.4	11.8	12.3	12.0	12.0
5. Disapprove strongly	19.2	16.1	14.7	12.7	16.3	13.9
-8. Don't know	5.8	5.2	0.0	0.0	2.0	1.8
-9. Refused	1.1	0.8	0.8	1.1	0.9	1.0

presadm_secure

Label: U.S. more or less secure than when Pres took office
Position: Pre-election survey, section-item no. 58-1
Description: Current presidential administration
Question: Would you say that compared to 2008, the United States is more secure from its foreign enemies, less secure, or hasn't this changed very much?
Source: Respondent

Unweighted Frequencies

	F2F	Web	Total
1. More secure	753	1247	2000
2. Less secure	404	1160	1564
3. No change	840	1444	2284
-8. Don't know	57	0	57
-9. Refused	2	9	11

Weighted Percentages

	F2F		Web		Total	
	Raw	Weights	Raw	Weights	Raw	Weights
1. More secure	36.6	31.5	32.3	31.2	33.8	31.3
2. Less secure	19.6	25.4	30.1	29.8	26.4	28.2
3. No change	40.9	40.8	37.4	38.7	38.6	39.5
-8. Don't know	2.8	2.1	0.0	0.0	1.0	0.7
-9. Refused	0.1	0.1	0.2	0.4	0.2	0.3

pctlikely_whatpct2

Label: [1/2 SAMPLE 2B] What is percent chance R will vote in Nov
Position: Pre-election survey, section-item no. 58.2-1
Description: What is the percent chance/likelihood R will vote
Question: What is the percent chance that you will vote in the general election this November? You can answer with any number between 0 and 100 where 0 means no chance, 45-55 means a fairly even chance, and 100 means you are absolutely certain.
Universe: IF R HAS NOT INDICATED DEFINITELY VOTED EARLY IN THE 2012 ELECTIONS: IF R SELECTED FOR VOTE PERCENT 2B HERE AND VOTE LIKELIHOOD 2A EARLIER IN IW:
Logic: Ask if PREVOTE HOWVOTE not in(1,2,3) and likvt=1, else skip.
Source: Respondent

44 unique outcomes. 10 most frequently appearing outcomes:

Unweighted Frequencies

	Count
-1	2974
100	2057
0	228
50	113
90	70
99	64
80	45
45	38
95	38
75	37

pctllikely_howlikvt2

Label: [1/2 SAMPLE 2A] How likely is it that R will vote in Nov
Position: Pre-election survey, section-item no. 58.2-2
Description: What is the percent chance/likelihood R will vote
Question: How likely is it that you will vote in the general election this November? [Extremely likely, very likely, moderately likely, slightly likely, or not likely at all / Not likely at all, slightly likely, moderately likely, very likely, or extremely likely]?
Universe: IF R HAS NOT INDICATED DEFINITELY VOTED EARLY IN THE 2012 ELECTIONS: IF R SELECTED FOR VOTE LIKELIHOOD 2B HERE AND VOTE PERCENT 2A EARLIER IN IW:
Logic: Ask if PREVOTE HOWVOTE not in(1,2,3) and likvt=0, else skip.
Source: Respondent

Unweighted Frequencies

	F2F	Web	Total
1. Extremely likely	599	1463	2062
2. Very likely	132	158	290
3. Moderately likely	63	94	157
4. Slightly likely	36	71	107
5. Not likely at all	106	129	235
-1. Inapplicable	1115	1939	3054
-8. Don't know	4	0	4
-9. Refused	1	6	7

Weighted Percentages

	F2F		Web		Total	
	Raw	Weights	Raw	Weights	Raw	Weights
1. Extremely likely	29.1	29.4	37.9	35.7	34.9	33.5
2. Very likely	6.4	5.9	4.1	4.3	4.9	4.9
3. Moderately likely	3.1	2.7	2.4	3.4	2.7	3.2
4. Slightly likely	1.8	1.2	1.8	2.5	1.8	2.0
5. Not likely at all	5.2	5.5	3.3	3.8	4.0	4.4
-1. Inapplicable	54.2	54.9	50.2	50.1	51.6	51.8
-8. Don't know	0.2	0.3	0.0	0.0	0.1	0.1
-9. Refused	0.0	0.0	0.2	0.2	0.1	0.2

relig_import

Label: Is religion important part of R life
 Position: Pre-election survey, section-item no. 59-1
 Description: Religious practices, attitudes, and affiliation
 Question: Now on another topic.... Do you consider religion to be an IMPOR-
 TANT part of your life, or NOT?
 Web Logic: Online, omit the ellipsis and render the item as follows: 'Now on
 another topic: Do you consider religion to be an important part of
 your life, or not?'
 Source: Respondent

Unweighted Frequencies

	F2F	Web	Total
1. Important	1499	2605	4104
2. Not important	533	1247	1780
-8. Don't know	11	0	11
-9. Refused	13	8	21

Weighted Percentages

	F2F		Web		Total	
	Raw	Weights	Raw	Weights	Raw	Weights
1. Important	72.9	67.3	67.5	66.4	69.4	66.7
2. Not important	25.9	31.5	32.3	33.3	30.1	32.7
-8. Don't know	0.5	0.4	0.0	0.0	0.2	0.2
-9. Refused	0.6	0.7	0.2	0.3	0.4	0.4

relig_guide

Label: Religion provides guidance in day-to-day living
 Position: Pre-election survey, section-item no. 59-2
 Description: Religious practices, attitudes, and affiliation
 Question: Would you say your religion provides [SOME guidance in your day-to-day living, QUITE A BIT of guidance, or a GREAT DEAL of guidance / a GREAT DEAL of guidance in your day-to-day living, QUITE A BIT of guidance, or SOME guidance] in your day-to-day life?
 Universe: IF R SAYS THAT RELIGION IS IMPORTANT:
 Logic: Ask if RELIG RELIMP =1 else skip
 Source: Respondent

Unweighted Frequencies

	F2F	Web	Total
1. Some	296	542	838
2. Quite a bit	434	791	1225
3. A great deal	763	1272	2035
-1. Inapplicable	557	1255	1812
-8. Don't know	4	0	4
-9. Refused	2	0	2

Weighted Percentages

	F2F		Web		Total	
	Raw	Weights	Raw	Weights	Raw	Weights
1. Some	14.4	14.4	14.0	15.0	14.2	14.8
2. Quite a bit	21.1	20.2	20.5	19.3	20.7	19.6
3. A great deal	37.1	32.5	33.0	32.1	34.4	32.3
-1. Inapplicable	27.1	32.7	32.5	33.6	30.6	33.3
-8. Don't know	0.2	0.1	0.0	0.0	0.1	0.0
-9. Refused	0.1	0.1	0.0	0.0	0.0	0.0

relig_pray

Label: How often does R pray (forward/reverse images)
Position: Pre-election survey, section-item no. 59-3
Description: Religious practices, attitudes, and affiliation
Question: Please look at page [[preload: prepg r]/[preload: prepg b]] of the booklet. People practice their religion in different ways. Outside of attending religious services, do you pray [SEVERAL TIMES A DAY, ONCE A DAY, A FEW TIMES A WEEK, ONCE A WEEK OR LESS, or NEVER/ NEVER, ONCE A WEEK OR LESS, A FEW TIMES A WEEK, ONCE A DAY, or SEVERAL TIMES A DAY]?
Universe: IF RESPONSE OPTION ORDER IS FORWARD / IF RESPONSE OPTION ORDER IS REVERSE:
Logic: Please use reference to [preload: prepg r] if the response option order is forward and use reference to [preload: prepg s] if the response option order is reverse.
Web Logic: Online, omit the first sentence of the question, ♦Please look at page♦♦.
Source: Respondent

Unweighted Frequencies

	F2F	Web	Total
01. Several times a day	712	1049	1761
02. Once a day	419	674	1093
03. A few times a week	383	696	1079
04. Once a week or less	271	717	988
05. Never	251	704	955
95. Other (VOL) (SPECIFY)	4	0	4
-8. Don't know	3	0	3
-9. Refused	13	20	33

Weighted Percentages

	F2F		Web		Total	
	Raw	Weights	Raw	Weights	Raw	Weights
01. Several times a day	34.6	31.5	27.2	25.8	29.8	27.8
02. Once a day	20.4	19.3	17.5	16.7	18.5	17.6
03. A few times a week	18.6	18.1	18.0	18.8	18.2	18.5
04. Once a week or less	13.2	13.6	18.6	18.5	16.7	16.8
05. Never	12.2	16.7	18.2	19.5	16.1	18.6
95. Other (VOL) (SPECIFY)	0.2	0.1	0.0	0.0	0.1	0.0
-8. Don't know	0.1	0.1	0.0	0.0	0.1	0.0
-9. Refused	0.6	0.5	0.5	0.6	0.6	0.6

relig_pray_othtxt

Label: PRE: Other specify- How often does R pray

7 unique outcomes.

Unweighted Frequencies

	<u>Count</u>
<NULL>	5910
/A lot	1
<REDACTED DETAILS>, I am <RELIGION REDACTED>.	1
continuously	1
Couple of times a year	1
I don't consider what I do in those categories	1
I pray but not in a specific way.	<u>1</u>

relig_wordgod

Label: Is Bible word of God or men
Position: Pre-election survey, section-item no. 59-4
Description: Religious practices, attitudes, and affiliation
Question: Please look at page [preload: prep g s] of the booklet. Which of these statements comes closest to describing your feelings about the Bible? You can just give me the number of your choice.
Web Logic: Online, omit the first sentence of the question, ♦Please look at page♦♦. Also, omit the last sentence, ♦You can just give me the number of your choice.♦ Also, omit response option 5.
Source: Respondent

Unweighted Frequencies

	F2F	Web	Total
1. The Bible is the actual word of God and is to be taken literally, word for word.	816	1088	1904
2. The Bible is the word of God but not everything in it should be taken literally, word for word	836	1825	2661
3. The Bible is a book written by men and is not the word of God.	340	921	1261
5. Other (SPECIFY) (VOL)	8	0	8
-8. Don't know	33	0	33
-9. Refused	23	26	49

Weighted Percentages

	F2F		Web		Total	
	Raw	Weights	Raw	Weights	Raw	Weights
1. The Bible is the actual word of God and is to be taken literally, word for word.	39.7	32.9	28.2	29.4	32.2	30.6
2. The Bible is the word of God but not everything in it should be taken literally, word for word	40.7	45.2	47.3	47.6	45.0	46.8
3. The Bible is a book written by men and is not the word of God.	16.5	19.4	23.9	22.1	21.3	21.2
5. Other (SPECIFY) (VOL)	0.4	0.4	0.0	0.0	0.1	0.1
-8. Don't know	1.6	1.3	0.0	0.0	0.6	0.5
-9. Refused	1.1	0.8	0.7	0.9	0.8	0.9

relig_wordgod_othtxt

Label: PRE: Other specify- Is Bible word of God or men

Unweighted Frequencies

	F2F	Web	Total
<NULL>	2044	3860	5904
I've never really thought about it.	1	0	1
I am <RELIGION REDACTED> so I do not read the Bible.	1	0	1
I think the book is written by men adn we have the choice to believe it or not, each one of us will have our own interpretation.	1	0	1
Its an interesting novel	1	0	1
The Bible has been rewritten so many times, it came from a spiritual place, but man has used it in order to profit	1	0	1
The Bible is a book written by man to control man	1	0	1
The Bible is part of the Koran and Jews, Chrisitians, and Muslims are people of the book.	1	0	1
The Bible is the actual word of God and should be taken by the spirit of God.	1	0	1
The Bible is the actual word of God but not misinterpreted by non-spiritual people. You really have to get guidance from God to understand to get it's true meaning.	1	0	1
the bible is the translation and the series of events translation and teaching of god word	1	0	1
the bible is the word of God and written by man.	1	0	1
The Bible is the word of God written by men; therefore shuld not be taken literally , word for word	1	0	1

Weighted Percentages

	F2F		Web		Total	
	Raw	Weights	Raw	Weights	Raw	Weights
<NULL>	99.4	99.4	100.0	100.0	99.8	99.8
Its an interesting novel	0.0	0.1	0.0	0.0	0.0	0.0
The Bible is a book written by man to control man	0.0	0.1	0.0	0.0	0.0	0.0
The Bible is part of the Koran and Jews, Christians, and Muslims are people of the book.	0.0	0.1	0.0	0.0	0.0	0.0
the bible is the translation and the series of events translation and teaching of god word	0.0	0.1	0.0	0.0	0.0	0.0
the bible is the word of God and written by man.	0.0	0.1	0.0	0.0	0.0	0.0

relig_church

Label: Ever attend church or religious services
 Position: Pre-election survey, section-item no. 59-5
 Description: Religious practices, attitudes, and affiliation
 Question: Lots of things come up that keep people from attending religious services even if they want to. Thinking about your life these days, do you ever attend religious services, apart from occasional weddings, baptisms or funerals?
 Source: Respondent

Unweighted Frequencies

	F2F	Web	Total
1. Yes	1364	2184	3548
2. No	675	1667	2342
-8. Don't know	3	0	3
-9. Refused	14	9	23

Weighted Percentages

	F2F		Web		Total	
	Raw	Weights	Raw	Weights	Raw	Weights
1. Yes	66.3	62.9	56.6	54.7	60.0	57.5
2. No	32.8	36.5	43.2	44.9	39.6	42.0
-8. Don't know	0.1	0.3	0.0	0.0	0.1	0.1
-9. Refused	0.7	0.3	0.2	0.4	0.4	0.3

relig_churchoft

Label: Attend religious services how often
 Position: Pre-election survey, section-item no. 59-6
 Description: Religious practices, attitudes, and affiliation
 Question: Do you go to religious services [EVERY WEEK, ALMOST EVERY WEEK, ONCE OR TWICE A MONTH, A FEW TIMES A YEAR, or NEVER/ NEVER, A FEW TIMES A YEAR, ONCE OR TWICE A MONTH, ALMOST EVERY WEEK, or EVERY WEEK]?
 Universe: IF R ATTENDS RELIGIOUS SERVICES:
 Logic: Ask if RELIG CHURCH =1 else skip
 Source: Respondent

Unweighted Frequencies

	F2F	Web	Total
1. Every week	434	882	1316
2. Almost every week	251	442	693
3. Once or twice a month	320	296	616
4. A few times a year	341	539	880
5. Never	13	22	35
-1. Inapplicable	692	1676	2368
-9. Refused	5	3	8

Weighted Percentages

	F2F		Web		Total	
	Raw	Weights	Raw	Weights	Raw	Weights
1. Every week	21.1	21.5	22.8	21.1	22.2	21.2
2. Almost every week	12.2	11.3	11.5	11.0	11.7	11.1
3. Once or twice a month	15.6	12.3	7.7	8.1	10.4	9.6
4. A few times a year	16.6	17.1	14.0	13.6	14.9	14.9
5. Never	0.6	0.4	0.6	0.8	0.6	0.7
-1. Inapplicable	33.7	37.1	43.4	45.3	40.0	42.5
-9. Refused	0.2	0.2	0.1	0.1	0.1	0.1

relig_churchwk

Label: Attend church more often than once a week
 Position: Pre-election survey, section-item no. 59-7
 Description: Religious practices, attitudes, and affiliation
 Question: Would you say you go to religious services ONCE A WEEK or MORE OFTEN than once a week?
 Universe: IF R ATTENDS RELIGIOUS SERVICES: IF R SAYS ATTENDS RELIGIOUS SERVICES 'EVERY WEEK':
 Logic: Ask if RELIG CHURCHOFT =1 else skip
 Source: Respondent

Unweighted Frequencies

	F2F	Web	Total
1. Once a week	229	522	751
2. More often than once a week	204	360	564
-1. Inapplicable	1622	2978	4600
-8. Don't know	1	0	1

Weighted Percentages

	F2F		Web		Total	
	Raw	Weights	Raw	Weights	Raw	Weights
1. Once a week	11.1	11.9	13.5	13.1	12.7	12.7
2. More often than once a week	9.9	9.6	9.3	8.0	9.5	8.5
-1. Inapplicable	78.9	78.5	77.2	78.9	77.8	78.8

relig_chmember

Label: Ever think of self as part of church or denomination
 Position: Pre-election survey, section-item no. 59-8
 Description: Religious practices, attitudes, and affiliation
 Question: Regardless of whether you now attend any religious services do you ever think of yourself as part of a particular church or denomination?
 Universe: IF R DOES NOT ATTEND RELIGIOUS SERVICES:
 Logic: Ask if (RELIG CHURCH in(2,DK,RF) or (RELIG CHURCH=1 and RELIG CHURCHOFT=5) else skip
 Source: Respondent

Unweighted Frequencies

	F2F	Web	Total
1. Yes	319	809	1128
2. No	371	883	1254
-1. Inapplicable	1351	2162	3513
-8. Don't know	5	0	5
-9. Refused	10	6	16

Weighted Percentages

	F2F		Web		Total	
	Raw	Weights	Raw	Weights	Raw	Weights
1. Yes	15.5	16.3	21.0	20.6	19.1	19.1
2. No	18.0	20.8	22.9	25.2	21.2	23.7
-1. Inapplicable	65.7	62.5	56.0	53.9	59.4	56.9
-8. Don't know	0.2	0.2	0.0	0.0	0.1	0.1
-9. Refused	0.5	0.2	0.2	0.3	0.3	0.3

relig_group

Label: (Attends church) R major religious group
Position: Pre-election survey, section-item no. 59-9
Description: Religious practices, attitudes, and affiliation
Question: Do you mostly attend a place of worship that is PROTESTANT, ROMAN CATHOLIC, JEWISH, or SOMETHING ELSE?
Universe: IF R ATTENDS RELIGIOUS SERVICES:
Logic: Ask if RELIG CHURCH=1 and RELIG CHURCHOFT <> 5 else skip
Web Logic: Online, change response option 4 to ♦Something else♦.
Source: Respondent

Unweighted Frequencies

	F2F	Web	Total
-9. Refused	0	0	0
-8. Don't know	0	0	0
-6. Not asked, unit nonresponse	0	0	0
-4. Error	0	0	0
-3. Restricted access	2056	3860	5916
-1. Inapplicable	0	0	0
1. Protestant	0	0	0
2. Catholic	0	0	0
3. Jewish	0	0	0
4. Other	0	0	0

Weighted Percentages

	F2F		Web		Total	
	Raw	Weights	Raw	Weights	Raw	Weights
-9. Refused	0.0	0.0	0.0	0.0	0.0	0.0
-8. Don't know	0.0	0.0	0.0	0.0	0.0	0.0
-6. Not asked, unit nonresponse	0.0	0.0	0.0	0.0	0.0	0.0
-4. Error	0.0	0.0	0.0	0.0	0.0	0.0
-3. Restricted access	100.0	100.0	100.0	100.0	100.0	100.0
-1. Inapplicable	0.0	0.0	0.0	0.0	0.0	0.0
1. Protestant	0.0	0.0	0.0	0.0	0.0	0.0
2. Catholic	0.0	0.0	0.0	0.0	0.0	0.0
3. Jewish	0.0	0.0	0.0	0.0	0.0	0.0
4. Other	0.0	0.0	0.0	0.0	0.0	0.0

relig_groupna

Label: (Nonattendance) R major religious group
Position: Pre-election survey, section-item no. 59-10
Description: Religious practices, attitudes, and affiliation
Question: Do you consider yourself PROTESTANT, ROMAN CATHOLIC, JEWISH, or SOMETHING ELSE?
Universe: IF R DOES NOT ATTEND CHURCH BUT THINKS OF SELF AS PART OF CHURCH OR DENOMINATION:
Logic: Ask if RELIG CHMEMBER=1 else skip
Web Logic: Online, change response option 4 to ♦Something else♦.
Source: Respondent

Unweighted Frequencies

	F2F	Web	Total
-9. Refused	0	0	0
-8. Don't know	0	0	0
-6. Not asked, unit nonresponse	0	0	0
-4. Error	0	0	0
-3. Restricted access	2056	3860	5916
-1. Inapplicable	0	0	0
1. Protestant	0	0	0
2. Catholic	0	0	0
3. Jewish	0	0	0
4. Other	0	0	0

Weighted Percentages

	F2F		Web		Total	
	Raw	Weights	Raw	Weights	Raw	Weights
-9. Refused	0.0	0.0	0.0	0.0	0.0	0.0
-8. Don't know	0.0	0.0	0.0	0.0	0.0	0.0
-6. Not asked, unit nonresponse	0.0	0.0	0.0	0.0	0.0	0.0
-4. Error	0.0	0.0	0.0	0.0	0.0	0.0
-3. Restricted access	100.0	100.0	100.0	100.0	100.0	100.0
-1. Inapplicable	0.0	0.0	0.0	0.0	0.0	0.0
1. Protestant	0.0	0.0	0.0	0.0	0.0	0.0
2. Catholic	0.0	0.0	0.0	0.0	0.0	0.0
3. Jewish	0.0	0.0	0.0	0.0	0.0	0.0
4. Other	0.0	0.0	0.0	0.0	0.0	0.0

relig_4cat

Label: PRE: SUMMARY- full RELIG section: R Catholic, oth Christian, other, not relig

Unweighted Frequencies

	F2F	Web	Total
1. Catholic	459	866	1325
2. Other Christian	1090	1328	2418
3. Other religion	42	84	126
4. Not religious	436	1145	1581
-4. Error	0	427	427
-8. Don't know	10	0	10
-9. Refused	19	10	29

Weighted Percentages

	F2F		Web		Total	
	Raw	Weights	Raw	Weights	Raw	Weights
1. Catholic	22.3	21.5	22.4	20.6	22.4	20.9
2. Other Christian	53.0	50.5	34.4	32.2	40.9	38.6
3. Other religion	2.0	2.5	2.2	2.0	2.1	2.2
4. Not religious	21.2	24.3	29.7	31.8	26.7	29.2
-4. Error	0.0	0.0	11.1	12.9	7.2	8.4
-8. Don't know	0.5	0.2	0.0	0.0	0.2	0.1
-9. Refused	0.9	0.9	0.3	0.4	0.5	0.6

relig_denom

Label: Major relig denomination
Position: Pre-election survey, section-item no. 59-11
Description: Religious practices, attitudes, and affiliation
Question: What church or denomination is that?
Universe: IF R ATTENDS CHURCH AND ATTENDS AS PROTESTANT OR 'OTHER' / IF R DOES NOT ATTEND CHURCH BUT THINKS OF SELF AS PART OF CHURCH OR DENOMINATION AND CONSIDERS SELF PROTESTANT OR 'OTHER':
Logic: Ask if RELIG RELGRPA in(1,4) or RELIG RELGRPNA in(1,4) else skip
Source: Respondent

1 unique outcome.

Unweighted Frequencies

	Count
01. Baptist	0
02. Episcopalian/Anglican/Church of England	0
03. Lutheran	0
04. Methodist	0
-1. Inapplicable	0
-3. Restricted access	5916
-4. Error	0
-6. Not asked, unit nonresponse	0
-8. Don't know	0
-9. Refused	0

relig_bapt

Label: Specific Baptist denomination
Position: Pre-election survey, section-item no. 59-12
Description: Religious practices, attitudes, and affiliation
Question: With which Baptist group is your church associated? Is it the Southern Baptist Convention, the American Baptist Churches in the U.S.A., the American Baptist Association, the National Baptist Convention, an independent Baptist church, or some other Baptist group?
Universe: IF R ATTENDS CHURCH AND ATTENDS AS PROTESTANT OR 'OTHER' / IF R DOES NOT ATTEND CHURCH BUT THINKS OF SELF AS PART OF CHURCH OR DENOMINATION AND CONSIDERS SELF PROTESTANT OR 'OTHER': IF R DENOMINATION IS BAPTIST:
Logic: Ask if RELIG RELDENOM = 01 else skip
Source: Respondent

Unweighted Frequencies

	F2F	Web	Total
-9. Refused	0	0	0
-8. Don't know	0	0	0
-6. Not asked, unit nonresponse	0	0	0
-4. Error	0	0	0
-3. Restricted access	2056	3860	5916
-1. Inapplicable	0	0	0
1. Southern Baptist Convention	0	0	0
2. American Baptist Churches in USA	0	0	0
3. American Baptist Association	0	0	0
4. National Baptist Convention	0	0	0
5. Independent Baptist	0	0	0
44. Methodist mention made in Baptist Other Specify	0	0	0
95. Other (SPECIFY)	0	0	0

Weighted Percentages

	F2F		Web		Total	
	Raw	Weights	Raw	Weights	Raw	Weights
-9. Refused	0.0	0.0	0.0	0.0	0.0	0.0
-8. Don't know	0.0	0.0	0.0	0.0	0.0	0.0
-6. Not asked, unit nonresponse	0.0	0.0	0.0	0.0	0.0	0.0
-4. Error	0.0	0.0	0.0	0.0	0.0	0.0
-3. Restricted access	100.0	100.0	100.0	100.0	100.0	100.0
-1. Inapplicable	0.0	0.0	0.0	0.0	0.0	0.0
1. Southern Baptist Convention	0.0	0.0	0.0	0.0	0.0	0.0
2. American Baptist Churches in USA	0.0	0.0	0.0	0.0	0.0	0.0
3. American Baptist Association	0.0	0.0	0.0	0.0	0.0	0.0
4. National Baptist Convention	0.0	0.0	0.0	0.0	0.0	0.0
5. Independent Baptist	0.0	0.0	0.0	0.0	0.0	0.0
44. Methodist mention made in Baptist Other Specify	0.0	0.0	0.0	0.0	0.0	0.0
95. Other (SPECIFY)	0.0	0.0	0.0	0.0	0.0	0.0

relig_indbapt

Label: Specific indep. Baptist denomination
Position: Pre-election survey, section-item no. 59-13
Description: Religious practices, attitudes, and affiliation
Question: Are you affiliated with any larger Baptist group or is this strictly a local church?
Universe: IF R ATTENDS CHURCH AND ATTENDS AS PROTESTANT OR 'OTHER' / IF R DOES NOT ATTEND CHURCH BUT THINKS OF SELF AS PART OF CHURCH OR DENOMINATION AND CONSIDERS SELF PROTESTANT OR 'OTHER': IF R DENOMINATION IS BAPTIST: IF R'S CHURCH IS INDEPENDENT BAPTIST:
Logic: Ask if RELIG BAPT = 5 else skip
Source: Respondent

Unweighted Frequencies

	F2F	Web	Total
-9. Refused	0	0	0
-8. Don't know	0	0	0
-6. Not asked, unit nonresponse	0	0	0
-4. Error	0	0	0
-3. Restricted access	2056	3860	5916
-1. Inapplicable	0	0	0
1. Larger Baptist group (SPECIFY)	0	0	0
2. Local	0	0	0

Weighted Percentages

	F2F		Web		Total	
	Raw	Weights	Raw	Weights	Raw	Weights
-9. Refused	0.0	0.0	0.0	0.0	0.0	0.0
-8. Don't know	0.0	0.0	0.0	0.0	0.0	0.0
-6. Not asked, unit nonresponse	0.0	0.0	0.0	0.0	0.0	0.0
-4. Error	0.0	0.0	0.0	0.0	0.0	0.0
-3. Restricted access	100.0	100.0	100.0	100.0	100.0	100.0
-1. Inapplicable	0.0	0.0	0.0	0.0	0.0	0.0
1. Larger Baptist group (SPECIFY)	0.0	0.0	0.0	0.0	0.0	0.0
2. Local	0.0	0.0	0.0	0.0	0.0	0.0

relig_luth

Label: Specific Lutheran denomination
Position: Pre-election survey, section-item no. 59-14
Description: Religious practices, attitudes, and affiliation
Question: Is this church part of the Evangelical Lutheran Church in America, the Missouri Synod, or some other Lutheran group?
Universe: IF R ATTENDS CHURCH AND ATTENDS AS PROTESTANT OR 'OTHER' / IF R DOES NOT ATTEND CHURCH BUT THINKS OF SELF AS PART OF CHURCH OR DENOMINATION AND CONSIDERS SELF PROTESTANT OR 'OTHER': IF R DENOMINATION IS LUTHERAN:
Logic: Ask if RELIG RELDENOM = 03 else skip
Source: Respondent

Unweighted Frequencies

	F2F	Web	Total
-9. Refused	0	0	0
-8. Don't know	0	0	0
-6. Not asked, unit nonresponse	0	0	0
-4. Error	0	0	0
-3. Restricted access	2056	3860	5916
-1. Inapplicable	0	0	0
1. Evangelical Lutheran Church	0	0	0
2. Missouri Synod	0	0	0
5. Other (SPECIFY)	0	0	0

Weighted Percentages

	F2F		Web		Total	
	Raw	Weights	Raw	Weights	Raw	Weights
-9. Refused	0.0	0.0	0.0	0.0	0.0	0.0
-8. Don't know	0.0	0.0	0.0	0.0	0.0	0.0
-6. Not asked, unit nonresponse	0.0	0.0	0.0	0.0	0.0	0.0
-4. Error	0.0	0.0	0.0	0.0	0.0	0.0
-3. Restricted access	100.0	100.0	100.0	100.0	100.0	100.0
-1. Inapplicable	0.0	0.0	0.0	0.0	0.0	0.0
1. Evangelical Lutheran Church	0.0	0.0	0.0	0.0	0.0	0.0
2. Missouri Synod	0.0	0.0	0.0	0.0	0.0	0.0
5. Other (SPECIFY)	0.0	0.0	0.0	0.0	0.0	0.0

relig_meth

Label: Specific Methodist denomination
Position: Pre-election survey, section-item no. 59-15
Description: Religious practices, attitudes, and affiliation
Question: Is your church part of the United Methodist Church, African Methodist Episcopal Church, African Methodist Episcopal Zion Church, or some other Methodist group?
Universe: IF R ATTENDS CHURCH AND ATTENDS AS PROTESTANT OR 'OTHER' / IF R DOES NOT ATTEND CHURCH BUT THINKS OF SELF AS PART OF CHURCH OR DENOMINATION AND CONSIDERS SELF PROTESTANT OR 'OTHER': IF R DENOMINATION IS METHODIST:
Logic: Ask if RELIG RELDENOM = 04 else skip
Source: Respondent

Unweighted Frequencies

	F2F	Web	Total
-9. Refused	0	0	0
-8. Don't know	0	0	0
-6. Not asked, unit nonresponse	0	0	0
-4. Error	0	0	0
-3. Restricted access	2056	3860	5916
-1. Inapplicable	0	0	0
1. United Methodist Church	0	0	0
2. African Methodist Episcopal	0	0	0
3. African Methodist Episcopal Zion	0	0	0
5. Other (SPECIFY)	0	0	0

Weighted Percentages

	F2F		Web		Total	
	Raw	Weights	Raw	Weights	Raw	Weights
-9. Refused	0.0	0.0	0.0	0.0	0.0	0.0
-8. Don't know	0.0	0.0	0.0	0.0	0.0	0.0
-6. Not asked, unit nonresponse	0.0	0.0	0.0	0.0	0.0	0.0
-4. Error	0.0	0.0	0.0	0.0	0.0	0.0
-3. Restricted access	100.0	100.0	100.0	100.0	100.0	100.0
-1. Inapplicable	0.0	0.0	0.0	0.0	0.0	0.0
1. United Methodist Church	0.0	0.0	0.0	0.0	0.0	0.0
2. African Methodist Episcopal	0.0	0.0	0.0	0.0	0.0	0.0
3. African Methodist Episcopal Zion	0.0	0.0	0.0	0.0	0.0	0.0
5. Other (SPECIFY)	0.0	0.0	0.0	0.0	0.0	0.0

relig_presb

Label: Specific Presbyterian denomination
Position: Pre-election survey, section-item no. 59-16
Description: Religious practices, attitudes, and affiliation
Question: Is this the Presbyterian Church in the U.S.A. or some other Presbyterian group?
Universe: IF R ATTENDS CHURCH AND ATTENDS AS PROTESTANT OR 'OTHER' / IF R DOES NOT ATTEND CHURCH BUT THINKS OF SELF AS PART OF CHURCH OR DENOMINATION AND CONSIDERS SELF PROTESTANT OR 'OTHER' : IF R DENOMINATION IS PRESBYTERIAN:
Logic: Ask if RELIG RELDENOM = 06 else skip
Source: Respondent

Unweighted Frequencies

	F2F	Web	Total
-9. Refused	0	0	0
-8. Don't know	0	0	0
-6. Not asked, unit nonresponse	0	0	0
-4. Error	0	0	0
-3. Restricted access	2056	3860	5916
-1. Inapplicable	0	0	0
1. Presbyterian Church USA (formerly United Presbyterian Church)	0	0	0
5. Other (SPECIFY)	0	0	0

Weighted Percentages

	F2F		Web		Raw
	Raw	Weights	Raw	Weights	
-9. Refused	0.0	0.0	0.0	0.0	0.0
-8. Don't know	0.0	0.0	0.0	0.0	0.0
-6. Not asked, unit nonresponse	0.0	0.0	0.0	0.0	0.0
-4. Error	0.0	0.0	0.0	0.0	0.0
-3. Restricted access	100.0	100.0	100.0	100.0	100.0
-1. Inapplicable	0.0	0.0	0.0	0.0	0.0
1. Presbyterian Church USA (formerly United Presbyterian Church)	0.0	0.0	0.0	0.0	0.0
5. Other (SPECIFY)	0.0	0.0	0.0	0.0	0.0

relig_refrm

Label: Specific Reformed denomination
Position: Pre-election survey, section-item no. 59-17
Description: Religious practices, attitudes, and affiliation
Question: Is this the Christian Reformed Church, the Reformed Church in America or some other Reformed group?
Universe: IF R ATTENDS CHURCH AND ATTENDS AS PROTESTANT OR 'OTHER' / IF R DOES NOT ATTEND CHURCH BUT THINKS OF SELF AS PART OF CHURCH OR DENOMINATION AND CONSIDERS SELF PROTESTANT OR 'OTHER' : IF R DENOMINATION IS REFORMED:
Logic: Ask if RELIG RELDENOM = 07 else skip
Source: Respondent

Unweighted Frequencies

	F2F	Web	Total
-9. Refused	0	0	0
-8. Don't know	0	0	0
-6. Not asked, unit nonresponse	0	0	0
-4. Error	0	0	0
-3. Restricted access	2056	3860	5916
-1. Inapplicable	0	0	0
1. Christian Reformed Church	0	0	0
2. The Reformed Church in America	0	0	0
5. Other (SPECIFY)	0	0	0

Weighted Percentages

	F2F		Web		Total	
	Raw	Weights	Raw	Weights	Raw	Weights
-9. Refused	0.0	0.0	0.0	0.0	0.0	0.0
-8. Don't know	0.0	0.0	0.0	0.0	0.0	0.0
-6. Not asked, unit nonresponse	0.0	0.0	0.0	0.0	0.0	0.0
-4. Error	0.0	0.0	0.0	0.0	0.0	0.0
-3. Restricted access	100.0	100.0	100.0	100.0	100.0	100.0
-1. Inapplicable	0.0	0.0	0.0	0.0	0.0	0.0
1. Christian Reformed Church	0.0	0.0	0.0	0.0	0.0	0.0
2. The Reformed Church in America	0.0	0.0	0.0	0.0	0.0	0.0
5. Other (SPECIFY)	0.0	0.0	0.0	0.0	0.0	0.0

relig_brethr

Label: Specific Brethren denomination
Position: Pre-election survey, section-item no. 59-18
Description: Religious practices, attitudes, and affiliation
Question: Is this the church of the Brethren, the Plymouth Brethren, or what?
Universe: IF R ATTENDS CHURCH AND ATTENDS AS PROTESTANT OR 'OTHER' / IF R DOES NOT ATTEND CHURCH BUT THINKS OF SELF AS PART OF CHURCH OR DENOMINATION AND CONSIDERS SELF PROTESTANT OR 'OTHER' : IF R DENOMINATION IS BRETHREN:
Logic: Ask if RELIG RELDENOM = 08 else skip
Source: Respondent

Unweighted Frequencies

	F2F	Web	Total
-9. Refused	0	0	0
-8. Don't know	0	0	0
-6. Not asked, unit nonresponse	0	0	0
-4. Error	0	0	0
-3. Restricted access	2056	3860	5916
-1. Inapplicable	0	0	0
1. Church of the Brethren	0	0	0
2. The Plymouth Brethren	0	0	0
5. Other (SPECIFY)	0	0	0

Weighted Percentages

	F2F		Web		Total	
	Raw	Weights	Raw	Weights	Raw	Weights
-9. Refused	0.0	0.0	0.0	0.0	0.0	0.0
-8. Don't know	0.0	0.0	0.0	0.0	0.0	0.0
-6. Not asked, unit nonresponse	0.0	0.0	0.0	0.0	0.0	0.0
-4. Error	0.0	0.0	0.0	0.0	0.0	0.0
-3. Restricted access	100.0	100.0	100.0	100.0	100.0	100.0
-1. Inapplicable	0.0	0.0	0.0	0.0	0.0	0.0
1. Church of the Brethren	0.0	0.0	0.0	0.0	0.0	0.0
2. The Plymouth Brethren	0.0	0.0	0.0	0.0	0.0	0.0
5. Other (SPECIFY)	0.0	0.0	0.0	0.0	0.0	0.0

relig_discp

Label: Specific Disciples denomination
Position: Pre-election survey, section-item no. 59-19
Description: Religious practices, attitudes, and affiliation
Question: When you say 'Christian' does that mean the denomination called the 'Christian Church Disciples of Christ,' or some other Christian denomination, or do you mean to say 'I am just a Christian'?
Universe: IF R ATTENDS CHURCH AND ATTENDS AS PROTESTANT OR 'OTHER' / IF R DOES NOT ATTEND CHURCH BUT THINKS OF SELF AS PART OF CHURCH OR DENOMINATION AND CONSIDERS SELF PROTESTANT OR 'OTHER' : IF R SAYS DENOMINATION IS 'CHRISTIAN':
Logic: Ask if RELIG RELDENOM = 10 else skip
Source: Respondent

Unweighted Frequencies

	F2F	Web	Total
-9. Refused	0	0	0
-8. Don't know	0	0	0
-6. Not asked, unit nonresponse	0	0	0
-4. Error	0	0	0
-3. Restricted access	2056	3860	5916
-1. Inapplicable	0	0	0
1. Disciples of Christ	0	0	0
2. I am just a Christian	0	0	0
5. Other (SPECIFY)	0	0	0
44. Methodist mention made in Christian Other Specify	0	0	0
59. Pentacostal mention made in Christian Other Specify	0	0	0

Weighted Percentages

	F2F		Web		Total	
	Raw	Weights	Raw	Weights	Raw	Weights
-9. Refused	0.0	0.0	0.0	0.0	0.0	0.0
-8. Don't know	0.0	0.0	0.0	0.0	0.0	0.0
-6. Not asked, unit nonresponse	0.0	0.0	0.0	0.0	0.0	0.0
-4. Error	0.0	0.0	0.0	0.0	0.0	0.0
-3. Restricted access	100.0	100.0	100.0	100.0	100.0	100.0
-1. Inapplicable	0.0	0.0	0.0	0.0	0.0	0.0
1. Disciples of Christ	0.0	0.0	0.0	0.0	0.0	0.0
2. I am just a Christian	0.0	0.0	0.0	0.0	0.0	0.0
5. Other (SPECIFY)	0.0	0.0	0.0	0.0	0.0	0.0
44. Methodist mention made in Christian Other Specify	0.0	0.0	0.0	0.0	0.0	0.0
59. Pentacostal mention made in Christian Other Specify	0.0	0.0	0.0	0.0	0.0	0.0

relig_chchrst

Label: Specific Church of Christ denomination
Position: Pre-election survey, section-item no. 59-20
Description: Religious practices, attitudes, and affiliation
Question: Is this the Church of Christ or the United Church of Christ?
Universe: IF R ATTENDS CHURCH AND ATTENDS AS PROTESTANT OR 'OTHER' / IF R DOES NOT ATTEND CHURCH BUT THINKS OF SELF AS PART OF CHURCH OR DENOMINATION AND CONSIDERS SELF PROTESTANT OR 'OTHER' : IF R DENOMINATION IS CHURCH OF CHRIST:
Logic: Ask if RELIG RELDENOM = 12 else skip
Source: Respondent

Unweighted Frequencies

	F2F	Web	Total
-9. Refused	0	0	0
-8. Don't know	0	0	0
-6. Not asked, unit nonresponse	0	0	0
-4. Error	0	0	0
-3. Restricted access	2056	3860	5916
-1. Inapplicable	0	0	0
1. Church of Christ	0	0	0
2. United Church of Christ	0	0	0

Weighted Percentages

	F2F		Web		Total	
	Raw	Weights	Raw	Weights	Raw	Weights
-9. Refused	0.0	0.0	0.0	0.0	0.0	0.0
-8. Don't know	0.0	0.0	0.0	0.0	0.0	0.0
-6. Not asked, unit nonresponse	0.0	0.0	0.0	0.0	0.0	0.0
-4. Error	0.0	0.0	0.0	0.0	0.0	0.0
-3. Restricted access	100.0	100.0	100.0	100.0	100.0	100.0
-1. Inapplicable	0.0	0.0	0.0	0.0	0.0	0.0
1. Church of Christ	0.0	0.0	0.0	0.0	0.0	0.0
2. United Church of Christ	0.0	0.0	0.0	0.0	0.0	0.0

relig_chgod

Label: Specific Church of God denomination
Position: Pre-election survey, section-item no. 59-21
Description: Religious practices, attitudes, and affiliation
Question: Is this the Church of God of Anderson, Indiana; the Church of God of Cleveland, Tennessee; the Church of God in Christ; or some other Church of God?
Universe: IF R ATTENDS CHURCH AND ATTENDS AS PROTESTANT OR 'OTHER' / IF R DOES NOT ATTEND CHURCH BUT THINKS OF SELF AS PART OF CHURCH OR DENOMINATION AND CONSIDERS SELF PROTESTANT OR 'OTHER' : IF R DENOMINATION IS CHURCH OF GOD:
Logic: Ask if RELIG RELDENOM = 15 else skip
Source: Respondent

Unweighted Frequencies

	F2F	Web	Total
-9. Refused	0	0	0
-8. Don't know	0	0	0
-6. Not asked, unit nonresponse	0	0	0
-4. Error	0	0	0
-3. Restricted access	2056	3860	5916
-1. Inapplicable	0	0	0
1. Anderson, Indiana	0	0	0
2. Cleveland, Tennessee	0	0	0
3. Church of God in Christ	0	0	0
5. Other (SPECIFY)	0	0	0

Weighted Percentages

	F2F		Web		Total	
	Raw	Weights	Raw	Weights	Raw	Weights
-9. Refused	0.0	0.0	0.0	0.0	0.0	0.0
-8. Don't know	0.0	0.0	0.0	0.0	0.0	0.0
-6. Not asked, unit nonresponse	0.0	0.0	0.0	0.0	0.0	0.0
-4. Error	0.0	0.0	0.0	0.0	0.0	0.0
-3. Restricted access	100.0	100.0	100.0	100.0	100.0	100.0
-1. Inapplicable	0.0	0.0	0.0	0.0	0.0	0.0
1. Anderson, Indiana	0.0	0.0	0.0	0.0	0.0	0.0
2. Cleveland, Tennessee	0.0	0.0	0.0	0.0	0.0	0.0
3. Church of God in Christ	0.0	0.0	0.0	0.0	0.0	0.0
5. Other (SPECIFY)	0.0	0.0	0.0	0.0	0.0	0.0

relig_pent

Label: Specific Holiness/Pentecostal denomination
Position: Pre-election survey, section-item no. 59-22
Description: Religious practices, attitudes, and affiliation
Question: What kind of church is that? What is it called exactly? Is that part of a larger church or denomination? What is the church called?
Universe: IF R ATTENDS CHURCH AND ATTENDS AS PROTESTANT OR 'OTHER' / IF R DOES NOT ATTEND CHURCH BUT THINKS OF SELF AS PART OF CHURCH OR DENOMINATION AND CONSIDERS SELF PROTESTANT OR 'OTHER' : IF R DENOMINATION IS HOLINESS OR PENTECOSTAL:
Logic: Ask if RELIG RELDENOM in(18,19) else skip
Source: Respondent

1 unique outcome.

Unweighted Frequencies

	<u>Count</u>
-1. Inapplicable	0
-3. Restricted access	5916
-4. Error	0
-6. Not asked, unit nonresponse	0
-8. Don't know	0
-9. Refused	<u>0</u>

relig_denother

Label: Specific other denomination
 Position: Pre-election survey, section-item no. 59-23
 Description: Religious practices, attitudes, and affiliation
 Question: What is it called exactly? Is that church part of a denomination?
 Universe: IF R ATTENDS CHURCH AND ATTENDS AS PROTESTANT OR 'OTHER' / IF R DOES NOT ATTEND CHURCH BUT THINKS OF SELF AS PART OF CHURCH OR DENOMINATION AND CONSIDERS SELF PROTESTANT OR 'OTHER' : IF R SPECIFIC DENOMINATION 'OTHER':
 Logic: Ask if RELIG RELDENOM = 95 else skip
 Source: Respondent

Unweighted Frequencies

	F2F	Web	Total
-9. Refused	0	0	0
-8. Don't know	0	0	0
-6. Not asked, unit nonresponse	0	0	0
-4. Error	0	0	0
-3. Restricted access	2056	3860	5916
-1. Inapplicable	0	0	0
41. Baptist mentioned in Other description	0	0	0
44. Methodist mentioned in Other description	0	0	0
45. Just Protestant mentioned in Other description	0	0	0
50. Just Christian mentioned in Other description	0	0	0
55. Church of God mentioned in Other description	0	0	0
56. Assembly of God mentioned in Other description	0	0	0
58. Holiness mentioned in Other description	0	0	0
59. Pentecostal mentioned in Other description	0	0	0
61. Orthodox mentioned in Other description	0	0	0
95. Other not codeable to Major Denomination 01-30	0	0	0

Weighted Percentages

	F2F		Web		Total	
	Raw	Weights	Raw	Weights	Raw	Weights
-9. Refused	0.0	0.0	0.0	0.0	0.0	0.0
-8. Don't know	0.0	0.0	0.0	0.0	0.0	0.0
-6. Not asked, unit nonresponse	0.0	0.0	0.0	0.0	0.0	0.0
-4. Error	0.0	0.0	0.0	0.0	0.0	0.0
-3. Restricted access	100.0	100.0	100.0	100.0	100.0	100.0
-1. Inapplicable	0.0	0.0	0.0	0.0	0.0	0.0
41. Baptist mentioned in Other description	0.0	0.0	0.0	0.0	0.0	0.0
44. Methodist mentioned in Other description	0.0	0.0	0.0	0.0	0.0	0.0
45. Just Protestant mentioned in Other description	0.0	0.0	0.0	0.0	0.0	0.0
50. Just Christian mentioned in Other description	0.0	0.0	0.0	0.0	0.0	0.0
55. Church of God mentioned in Other description	0.0	0.0	0.0	0.0	0.0	0.0
56. Assembly of God mentioned in Other description	0.0	0.0	0.0	0.0	0.0	0.0
58. Holiness mentioned in Other description	0.0	0.0	0.0	0.0	0.0	0.0
59. Pentecostal mentioned in Other description	0.0	0.0	0.0	0.0	0.0	0.0
61. Orthodox mentioned in Other description	0.0	0.0	0.0	0.0	0.0	0.0
95. Other not codeable to Major Denomination 01-30	0.0	0.0	0.0	0.0	0.0	0.0

relig_othxian

Label: Specific other denomination Christian
Position: Pre-election survey, section-item no. 59-24
Description: Religious practices, attitudes, and affiliation
Question: Is that group Christian?
Universe: IF R ATTENDS CHURCH AND ATTENDS AS PROTESTANT OR 'OTHER' / IF R DOES NOT ATTEND CHURCH BUT THINKS OF SELF AS PART OF CHURCH OR DENOMINATION AND CONSIDERS SELF 'OTHER' : IF R SPECIFIC DENOMINATION 'OTHER':
Logic: Ask if RELIG RELDENOM = 95 else skip
Source: Respondent

Unweighted Frequencies

	F2F	Web	Total
-9. Refused	0	0	0
-8. Don't know	0	0	0
-6. Not asked, unit nonresponse	0	0	0
-4. Error	0	0	0
-3. Restricted access	2056	3860	5916
-1. Inapplicable	0	0	0
1. Yes	0	0	0
2. No	0	0	0

Weighted Percentages

	F2F		Web		Total	
	Raw	Weights	Raw	Weights	Raw	Weights
-9. Refused	0.0	0.0	0.0	0.0	0.0	0.0
-8. Don't know	0.0	0.0	0.0	0.0	0.0	0.0
-6. Not asked, unit nonresponse	0.0	0.0	0.0	0.0	0.0	0.0
-4. Error	0.0	0.0	0.0	0.0	0.0	0.0
-3. Restricted access	100.0	100.0	100.0	100.0	100.0	100.0
-1. Inapplicable	0.0	0.0	0.0	0.0	0.0	0.0
1. Yes	0.0	0.0	0.0	0.0	0.0	0.0
2. No	0.0	0.0	0.0	0.0	0.0	0.0

relig_jewisha

Label: (Attends) Specific Jewish denomination
Position: Pre-election survey, section-item no. 59-25
Description: Religious practices, attitudes, and affiliation
Question: Do you usually attend a synagogue or temple that is ORTHODOX, CONSERVATIVE, REFORM or what?
Universe: IF R ATTENDS RELIGIOUS SERVICES AND IS JEWISH :
Logic: Ask if RELIG RELGRPA=3 else skip
Source: Respondent

Unweighted Frequencies

	F2F	Web	Total
-9. Refused	0	0	0
-8. Don't know	0	0	0
-6. Not asked, unit nonresponse	0	0	0
-4. Error	0	0	0
-3. Restricted access	2056	3860	5916
-1. Inapplicable	0	0	0
1. Orthodox	0	0	0
2. Conservative	0	0	0
3. Reform	0	0	0
5. Other (SPECIFY)	0	0	0

Weighted Percentages

	F2F		Web		Total	
	Raw	Weights	Raw	Weights	Raw	Weights
-9. Refused	0.0	0.0	0.0	0.0	0.0	0.0
-8. Don't know	0.0	0.0	0.0	0.0	0.0	0.0
-6. Not asked, unit nonresponse	0.0	0.0	0.0	0.0	0.0	0.0
-4. Error	0.0	0.0	0.0	0.0	0.0	0.0
-3. Restricted access	100.0	100.0	100.0	100.0	100.0	100.0
-1. Inapplicable	0.0	0.0	0.0	0.0	0.0	0.0
1. Orthodox	0.0	0.0	0.0	0.0	0.0	0.0
2. Conservative	0.0	0.0	0.0	0.0	0.0	0.0
3. Reform	0.0	0.0	0.0	0.0	0.0	0.0
5. Other (SPECIFY)	0.0	0.0	0.0	0.0	0.0	0.0

relig_jewishna

Label: (Nonattendance) Specific Jewish denomination
Position: Pre-election survey, section-item no. 59-26
Description: Religious practices, attitudes, and affiliation
Question: Do you consider yourself ORTHODOX, CONSERVATIVE, REFORM or what?
Universe: IF R DOES NOT ATTEND RELIGIOUS SERVICES BUT THINKS OF SELF AS PART OF CHURCH OR DENOMINATION AND CONSIDERS SELF JEWISH:
Logic: Ask if RELIG RELGRPNA=3 else skip
Source: Respondent

Unweighted Frequencies

	F2F	Web	Total
-9. Refused	0	0	0
-8. Don't know	0	0	0
-6. Not asked, unit nonresponse	0	0	0
-4. Error	0	0	0
-3. Restricted access	2056	3860	5916
-1. Inapplicable	0	0	0
1. Orthodox	0	0	0
2. Conservative	0	0	0
3. Reform	0	0	0
5. Other (SPECIFY)	0	0	0

Weighted Percentages

	F2F		Web		Total	
	Raw	Weights	Raw	Weights	Raw	Weights
-9. Refused	0.0	0.0	0.0	0.0	0.0	0.0
-8. Don't know	0.0	0.0	0.0	0.0	0.0	0.0
-6. Not asked, unit nonresponse	0.0	0.0	0.0	0.0	0.0	0.0
-4. Error	0.0	0.0	0.0	0.0	0.0	0.0
-3. Restricted access	100.0	100.0	100.0	100.0	100.0	100.0
-1. Inapplicable	0.0	0.0	0.0	0.0	0.0	0.0
1. Orthodox	0.0	0.0	0.0	0.0	0.0	0.0
2. Conservative	0.0	0.0	0.0	0.0	0.0	0.0
3. Reform	0.0	0.0	0.0	0.0	0.0	0.0
5. Other (SPECIFY)	0.0	0.0	0.0	0.0	0.0	0.0

relig_bornagn

Label: Does Christian R consider self born again
 Position: Pre-election survey, section-item no. 59-27
 Description: Religious practices, attitudes, and affiliation
 Question: Would you call yourself a born-again Christian, that is, have you personally had a conversion experience related to Jesus Christ?
 Universe: IF R IS CHRISTIAN:
 Logic: Ask if RELIG RELGRPNA in(1,2) or RELIG RELGRPNA in(1,2) or RELIG OTHXIAN=1 or RELIG RELDENOM in(1-26) else skip
 Source: Respondent

Unweighted Frequencies

	F2F	Web	Total
1. Yes	774	1224	1998
2. No	777	1598	2375
-1. Inapplicable	477	1025	1502
-8. Don't know	21	0	21
-9. Refused	7	13	20

Weighted Percentages

	F2F		Web		Total	
	Raw	Weights	Raw	Weights	Raw	Weights
1. Yes	37.6	33.1	31.7	31.1	33.8	31.8
2. No	37.8	39.3	41.4	39.6	40.1	39.5
-1. Inapplicable	23.2	26.0	26.6	28.9	25.4	27.9
-8. Don't know	1.0	1.2	0.0	0.0	0.4	0.4
-9. Refused	0.3	0.4	0.3	0.4	0.3	0.4

relig_ident_1st

Label: PRE: FTF ONLY: Ordered self-descript R religious identity- 1st mention

Unweighted Frequencies

	F2F	Web	Total
1. Progressive	486	0	486
2. Non-traditional believer	317	0	317
3. Secular	65	0	65
4. Agnostic	62	0	62
5. Atheist	40	0	40
6. Spiritual but not religious	502	0	502
7. None of the above(1st mention only)	489	0	489
-1. Inapplicable	0	3860	3860
-8. Don't know	75	0	75
-9. Refused	20	0	20

Weighted Percentages

	F2F		Web		Total	
	Raw	Weights	Raw	Weights	Raw	Weights
1. Progressive	23.6	20.3	0.0	0.0	8.2	7.0
2. Non-traditional believer	15.4	14.8	0.0	0.0	5.4	5.2
3. Secular	3.2	3.2	0.0	0.0	1.1	1.1
4. Agnostic	3.0	3.9	0.0	0.0	1.0	1.4
5. Atheist	1.9	2.8	0.0	0.0	0.7	1.0
6. Spiritual but not religious	24.4	25.5	0.0	0.0	8.5	8.9
7. None of the above(1st mention only)	23.8	24.8	0.0	0.0	8.3	8.6
-1. Inapplicable	0.0	0.0	100.0	100.0	65.2	65.2
-8. Don't know	3.6	3.7	0.0	0.0	1.3	1.3
-9. Refused	1.0	1.0	0.0	0.0	0.3	0.4

relig_ident_2nd

Label: PRE: FTF ONLY: Ordered self-descript R religious identity- 2nd mention

Unweighted Frequencies

	F2F	Web	Total
2. Non-traditional believer	21	0	21
3. Secular	4	0	4
4. Agnostic	2	0	2
5. Atheist	6	0	6
6. Spiritual but not religious	71	0	71
-1. Inapplicable	1952	3860	5812

Weighted Percentages

	F2F		Web		Total	
	Raw	Weights	Raw	Weights	Raw	Weights
2. Non-traditional believer	1.0	1.1	0.0	0.0	0.4	0.4
3. Secular	0.2	0.2	0.0	0.0	0.1	0.1
4. Agnostic	0.1	0.1	0.0	0.0	0.0	0.0
5. Atheist	0.3	0.2	0.0	0.0	0.1	0.1
6. Spiritual but not religious	3.5	3.7	0.0	0.0	1.2	1.3
-1. Inapplicable	94.9	94.6	100.0	100.0	98.2	98.1

relig_ident_3rd

Label: PRE: FTF ONLY: Ordered self-descript R religious identity- 3rd mention

Unweighted Frequencies

	F2F	Web	Total
3. Secular	1	0	1
5. Atheist	1	0	1
6. Spiritual but not religious	3	0	3
-1. Inapplicable	2051	3860	5911

Weighted Percentages

	F2F		Web		Total	
	Raw	Weights	Raw	Weights	Raw	Weights
5. Atheist	0.0	0.1	0.0	0.0	0.0	0.0
6. Spiritual but not religious	0.1	0.1	0.0	0.0	0.1	0.0
-1. Inapplicable	99.8	99.8	100.0	100.0	99.9	99.9

relig_religident_prog

Label: PRE: R self-description religious identity: mention Progressive

Unweighted Frequencies

	F2F	Web	Total
0. Not selected by R	1570	3195	4765
1. Selected by R	486	665	1151

Weighted Percentages

	F2F		Web		Total	
	Raw	Weights	Raw	Weights	Raw	Weights
0. Not selected by R	76.4	79.7	82.8	84.0	80.5	82.5
1. Selected by R	23.6	20.3	17.2	16.0	19.5	17.5

relig_religident_nontrad

Label: PRE: R self-description religious identity: mention nontraditional

Unweighted Frequencies

	F2F	Web	Total
0. Not selected by R	1718	3385	5103
1. Selected by R	338	475	813

Weighted Percentages

	F2F		Web		Total	
	Raw	Weights	Raw	Weights	Raw	Weights
0. Not selected by R	83.6	84.1	87.7	88.2	86.3	86.7
1. Selected by R	16.4	15.9	12.3	11.8	13.7	13.3

relig_religident_secular

Label: PRE: R self-description religious identity: mention secular

Unweighted Frequencies

	F2F	Web	Total
0. Not selected by R	1986	3666	5652
1. Selected by R	70	194	264

Weighted Percentages

	F2F		Web		Total	
	Raw	Weights	Raw	Weights	Raw	Weights
0. Not selected by R	96.6	96.5	95.0	95.3	95.5	95.7
1. Selected by R	3.4	3.5	5.0	4.7	4.5	4.3

relig_religident_agnostic

Label: PRE: R self-description religious identity: mention agnostic

Unweighted Frequencies

	F2F	Web	Total
0. Not selected by R	1992	3629	5621
1. Selected by R	64	231	295

Weighted Percentages

	F2F		Web		Total	
	Raw	Weights	Raw	Weights	Raw	Weights
0. Not selected by R	96.9	96.0	94.0	94.5	95.0	95.1
1. Selected by R	3.1	4.0	6.0	5.5	5.0	4.9

relig_religident_atheist

Label: PRE: R self-description religious identity: mention atheist

Unweighted Frequencies

	F2F	Web	Total
0. Not selected by R	2009	3709	5718
1. Selected by R	47	151	198

Weighted Percentages

	F2F		Web		Total	
	Raw	Weights	Raw	Weights	Raw	Weights
0. Not selected by R	97.7	96.9	96.1	95.9	96.7	96.2
1. Selected by R	2.3	3.1	3.9	4.1	3.3	3.8

relig_religident_spiritual

Label: PRE: R self-descript relig identity: mention spiritual, not religious

Unweighted Frequencies

	F2F	Web	Total
0. Not selected by R	1480	2780	4260
1. Selected by R	576	1080	1656

Weighted Percentages

	F2F		Web		Total	
	Raw	Weights	Raw	Weights	Raw	Weights
0. Not selected by R	72.0	70.7	72.0	71.8	72.0	71.4
1. Selected by R	28.0	29.3	28.0	28.2	28.0	28.6

relig_religident_none

Label: PRE: R self-description religious identity: mention none

Unweighted Frequencies

	F2F	Web	Total
0. Not selected by R	1567	2549	4116
1. Selected by R	489	1311	1800

Weighted Percentages

	F2F		Web		Total	
	Raw	Weights	Raw	Weights	Raw	Weights
0. Not selected by R	76.2	75.2	66.0	64.2	69.6	68.0
1. Selected by R	23.8	24.8	34.0	35.8	30.4	32.0

relig_religident_dkrf

Label: PRE: R self-description religious identity: mention DKRF

Unweighted Frequencies

	F2F	Web	Total
0. Not selected by R	1961	3825	5786
1. DK selected by R	75	0	75
2. RF selected by R	20	35	55

Weighted Percentages

	F2F		Web		Total	
	Raw	Weights	Raw	Weights	Raw	Weights
0. Not selected by R	95.4	95.3	99.1	98.7	97.8	97.5
1. DK selected by R	3.6	3.7	0.0	0.0	1.3	1.3
2. RF selected by R	1.0	1.0	0.9	1.3	0.9	1.2

dem_birthmo

Label: Birthdate: month of birth
Position: Pre-election survey, section-item no. 62-1
Description: Demographics
Question: What is the month, day and year of your birth? MONTH:
Source: Respondent

1 unique outcome.

Unweighted Frequencies

	Count
01. January	0
02. February	0
03. March	0
-1. Inapplicable	0
-2. Missing; field left blank	0
-3. Restricted access	5916
-4. Error	0
-6. Not asked, unit nonresponse	0
-8. Don't know	0
-9. Refused	0

dem_birthdy

Label: Birthdate: day of birth
Position: Pre-election survey, section-item no. 62-1.2
Description: Demographics
Question: DAY:
Logic: If (DEM BIRTHMO in(4,6,9,11) and DEM BIRTHDY = 31) or (DEM BIRTHMO =2 and DEM BIRTHDY in(30,31) then error message ('Day invalid for month. Please correct month or day').
Source: Respondent

1 unique outcome.

Unweighted Frequencies

	<u>Count</u>
-1. Inapplicable	0
-2. Missing; field left blank	0
-3. Restricted access	5916
-4. Error	0
-6. Not asked, unit nonresponse	0
-8. Don't know	0
-9. Refused	0

dem_birthy

Label: Birthdate: year of birth
Position: Pre-election survey, section-item no. 62-1.3
Description: Demographics
Question: YEAR:
Logic: If (DEM BIRTHMO =2 and DEM BIRTHDY=29 and DEM BIRTHYR not in(1912,1916,1920,1924,1928,1932,1936,1940,1944,1948, 1952,1956,1960,1964,1968,1972,1976,1980,1984,1988,1992)) then error message('Feb 29 date in year that is not leap year. Please correct month, day, or year')
Source: Respondent

1 unique outcome.

Unweighted Frequencies

	<u>Count</u>
-1. Inapplicable	0
-2. Missing; field left blank	0
-3. Restricted access	5916
-4. Error	0
-6. Not asked, unit nonresponse	0
-8. Don't know	0
-9. Refused	0

dem_age_r_x

Label: PRE: RESTRICTED: SUMMARY- Age of R on interview date

1 unique outcome.

Unweighted Frequencies

	<u>Count</u>
-1. Inapplicable	0
-2. Missing, birthdate fields left blank	0
-3. Restricted access	5916
-4. Error	0
-6. Not asked, unit nonresponse	0
-8. Don't know	0
-9. Refused	<u>0</u>

dem_agegrp_iwdate

Label: PRE: SUMMARY- R age on interview date (age group)

14 unique outcomes. 10 most frequently appearing outcomes:

Unweighted Frequencies

	<u>Count</u>
09. Age group 55-59	671
08. Age group 50-54	641
10. Age group 60-64	585
11. Age group 65-69	520
06. Age group 40-44	482
07. Age group 45-49	466
04. Age group 30-34	456
03. Age group 25-29	425
05. Age group 35-39	406
13. Age group 75 or older	<u>361</u>

dem_marital

Label: Marital status
 Position: Pre-election survey, section-item no. 62-6
 Description: Demographics
 Question: Are you now married, widowed, divorced, separated or never married?
 Web Logic: Online, omit response option 2 and make response option 1 Married
 Source: Respondent

Unweighted Frequencies

	F2F	Web	Total
1. Married: spouse present	716	2117	2833
2. FTF ONLY: Married: spouse absent (VOL)	109	0	109
3. Widowed	139	251	390
4. Divorced	334	551	885
5. Separated	97	98	195
6. Never married	657	837	1494
-9. Refused	4	6	10

Weighted Percentages

	F2F		Web		Total	
	Raw	Weights	Raw	Weights	Raw	Weights
1. Married: spouse present	34.8	48.2	54.8	53.2	47.9	51.4
2. FTF ONLY: Married: spouse absent (VOL)	5.3	4.9	0.0	0.0	1.8	1.7
3. Widowed	6.8	6.1	6.5	5.7	6.6	5.8
4. Divorced	16.2	12.6	14.3	13.1	15.0	12.9
5. Separated	4.7	2.6	2.5	2.3	3.3	2.4
6. Never married	32.0	25.5	21.7	25.6	25.3	25.6
-9. Refused	0.2	0.2	0.2	0.2	0.2	0.2

dem_partner

Label: Domestic partnership status
Position: Pre-election survey, section-item no. 62-6.3
Description: Demographics
Question: Are you currently living with a partner, or not?
Universe: IF R MARITAL STATUS IS NEVER MARRIED, WIDOWED, DIVORCED OR SEPARATED: IF ONE OR MORE ADDITIONAL PERSONS AGE 17 OR OLDER WERE LISTED IN THE ROSTER:
Source: Respondent

Unweighted Frequencies

	F2F	Web	Total
1. Yes	222	278	500
2. No	1003	1457	2460
-1. Inapplicable	829	2123	2952
-9. Refused	2	2	4

Weighted Percentages

	F2F		Web		Total	
	Raw	Weights	Raw	Weights	Raw	Weights
1. Yes	10.8	10.1	7.2	8.6	8.5	9.1
2. No	48.8	36.5	37.7	38.0	41.6	37.5
-1. Inapplicable	40.3	53.3	55.0	53.3	49.9	53.3
-9. Refused	0.1	0.0	0.1	0.1	0.1	0.1

dem_edu

Label: Highest level of Education
Position: Pre-election survey, section-item no. 62-7.1
Description: Demographics
Question: What is the highest level of school you have completed or the highest degree you have received?
Source: Respondent

1 unique outcome.

Unweighted Frequencies

	Count
01. Less than 1st grade	0
02. 1st, 2nd, 3rd or 4th grade	0
03. 5th or 6th grade	0
04. 7th or 8th grade	0
-1. Inapplicable	0
-3. Restricted access	5916
-4. Error	0
-6. Not asked, unit nonresponse	0
-8. Don't know	0
-9. Refused	0

dem_edu_oth

Label: PRE: RESTRICTED: Other specify- R highest level of education

1 unique outcome.

Unweighted Frequencies

	<u>Count</u>
-1. Inapplicable	0
-3. Restricted access	5916
-4. Error	0
-6. Not asked, unit nonresponse	0
-8. Don't know	0
-9. Refused	<u>0</u>

dem_dipped

Label: R: Diploma or GED
 Position: Pre-election survey, section-item no. 62-7.2
 Description: Demographics
 Question: People can get a high school diploma in a variety of ways, such as graduating from high school or by getting a GED or other equivalent. How did you get your high school diploma?
 Universe: IF R'S HIGHEST EDUCATIONAL LEVEL IS DIPLOMA OR EQUIVALENT:
 Logic: Ask if DEM EDUCR=09, else skip
 Source: Respondent

Unweighted Frequencies

	F2F	Web	Total
1. Graduation from High School	431	723	1154
2. GED or other equivalent	102	186	288
-1. Inapplicable	1523	2951	4474

Weighted Percentages

	F2F		Web		Total	
	Raw	Weights	Raw	Weights	Raw	Weights
1. Graduation from High School	21.0	24.9	18.7	24.1	19.5	24.4
2. GED or other equivalent	5.0	5.3	4.8	5.5	4.9	5.4
-1. Inapplicable	74.1	69.8	76.5	70.4	75.6	70.2

dem_edugroup

Label: PRE: SUMMARY- R level of highest education

Unweighted Frequencies

	F2F	Web	Total
1. Less than high school credential	323	300	623
2. High school credential	533	909	1442
3. Some post-high-school, no bachelor's degree	696	1277	1973
4. Bachelor's degree	318	802	1120
5. Graduate degree	170	538	708
-2. Missing, other not codeable to 1-5	13	29	42
-9. Refused	3	5	8

Weighted Percentages

	F2F		Web		Total	
	Raw	Weights	Raw	Weights	Raw	Weights
1. Less than high school credential	15.7	10.1	7.8	10.2	10.5	10.1
2. High school credential	25.9	30.2	23.5	29.6	24.4	29.6
3. Some post-high-school, no bachelor's degree	33.9	29.9	33.1	30.1	33.4	30.1
4. Bachelor's degree	15.5	19.1	20.8	18.5	18.9	18.5
5. Graduate degree	8.3	9.9	13.9	10.7	12.0	10.7
-2. Missing, other not codeable to 1-5	0.6	0.6	0.8	0.8	0.7	0.6
-9. Refused	0.1	0.1	0.1	0.1	0.1	0.1

dem_edusp

Label: Spouse/partner: Highest Level of Education
Position: Pre-election survey, section-item no. 62-7.3
Description: Demographics
Question: What is the highest level of school your [husband or wife / partner] has completed or the highest degree your [husband or wife / partner] has received?
Universe: IF R IS MARRIED/ IF R IS PARTNERED:
Logic: Ask if DEM MARITAL in(1,2) or DEM PARTN=1, else skip. Load 'husband or wife' if DEM MARITAL in(1,2); load 'partner' if DEM PARTN=1.
Source: Respondent

1 unique outcome.

Unweighted Frequencies

	Count
01. Less than 1st grade	0
02. 1st, 2nd, 3rd or 4th grade	0
03. 5th or 6th grade	0
04. 7th or 8th grade	0
-1. Inapplicable	0
-3. Restricted access	5916
-4. Error	0
-6. Not asked, unit nonresponse	0
-8. Don't know	0
-9. Refused	0

dem_edusp_oth

Label: PRE: RESTRICTED: Other specify- Spouse highest level of education

1 unique outcome.

Unweighted Frequencies

	<u>Count</u>
-1. Inapplicable	0
-3. Restricted access	5916
-4. Error	0
-6. Not asked, unit nonresponse	0
-8. Don't know	0
-9. Refused	<u>0</u>

dem_dipgedsp

Label: Spouse: Diploma or GED
 Position: Pre-election survey, section-item no. 62-7.4
 Description: Demographics
 Question: How did your [husband or wife / partner] get their high school diploma?
 Universe: IF R IS MARRIED AND SPOUSE'S HIGHEST EDUCATIONAL LEVEL IS DIPLOMA OR EQUIVALENT / IF R IS PARTNERED AND PARTNER'S HIGHEST EDUCATIONAL LEVEL IS DIPLOMA OR EQUIVALENT:
 Logic: Ask if (DEM MARITAL in(1,2) or DEM PARTN=1) and DEM EDUCSP=09, else skip. Load 'husband or wife' if DEM MARITAL in(1,2); load 'partner' if DEM PARTN=1.
 Source: Respondent

Unweighted Frequencies

	F2F	Web	Total
1. Graduation from High School	263	433	696
2. GED or other equivalent	43	81	124
-1. Inapplicable	1748	3346	5094
-8. Don't know	1	0	1
-9. Refused	1	0	1

Weighted Percentages

	F2F		Web		Total	
	Raw	Weights	Raw	Weights	Raw	Weights
1. Graduation from High School	12.8	16.8	11.2	12.3	11.8	13.9
2. GED or other equivalent	2.1	2.4	2.1	2.3	2.1	2.3
-1. Inapplicable	85.0	80.7	86.7	85.4	86.1	83.8

dem_eduspgroup

Label: PRE: SUMMARY- Spouse level of highest education

Unweighted Frequencies

	F2F	Web	Total
1. Less than high school credential	136	228	364
2. High school credential	308	515	823
3. Some post-high-school, no bachelor's degree	291	763	1054
4. Bachelor's degree	162	492	654
5. Graduate degree	122	381	503
-1. Inapplicable	1009	1465	2474
-2. Missing, other not codeable to 1-5	9	12	21
-8. Don't know	17	0	17
-9. Refused	2	4	6

Weighted Percentages

	F2F		Web		Total	
	Raw	Weights	Raw	Weights	Raw	Weights
1. Less than high school credential	6.6	5.2	5.9	6.2	6.2	5.9
2. High school credential	15.0	19.3	13.3	14.6	13.9	16.3
3. Some post-high-school, no bachelor's degree	14.2	16.7	19.8	19.8	17.8	18.3
4. Bachelor's degree	7.9	11.6	12.7	11.5	11.1	11.3
5. Graduate degree	5.9	9.3	9.9	9.0	8.5	9.3
-1. Inapplicable	49.1	36.7	38.0	38.3	41.8	37.3
-2. Missing, other not codeable to 1-5	0.4	0.5	0.3	0.4	0.4	0.4
-8. Don't know	0.8	0.6	0.0	0.0	0.3	0.4
-9. Refused	0.1	0.1	0.1	0.1	0.1	0.1

dem_veteran

Label: R ever served on active duty in Armed Forces
Position: Pre-election survey, section-item no. 62-13.1
Description: Demographics
Question: Did you ever serve on active duty in the U. S. Armed Forces?
Source: Respondent

Unweighted Frequencies

	F2F	Web	Total
1. Yes	198	577	775
2. No	1856	3281	5137
-8. Don't know	1	0	1
-9. Refused	1	2	3

Weighted Percentages

	F2F		Web		Total	
	Raw	Weights	Raw	Weights	Raw	Weights
1. Yes	9.6	12.2	14.9	12.5	13.1	12.4
2. No	90.3	87.6	85.0	87.4	86.8	87.5
-8. Don't know	0.0	0.1	0.0	0.0	0.0	0.0
-9. Refused	0.0	0.0	0.1	0.1	0.1	0.1

dem_milwhen_1st

Label: PRE: When was R active military service- 1st mention

Unweighted Frequencies

	F2F	Web	Total
1. September 2001 or later	41	66	107
2. August 1990 to August 2001	25	66	91
3. May 1975 to July 1990	37	111	148
4. Vietnam Era (August 1964 to April 1975)	57	207	264
5. February 1955 to July 1964	19	70	89
6. Korean War (July 1950 to January 1955)	9	40	49
7. January 1947 to June 1950	2	1	3
8. World War II (December 1941 to December 1946)	6	15	21
-1. Inapplicable	1858	3283	5141
-9. Refused	2	1	3

Weighted Percentages

	F2F		Web		Total
	Raw	Weights	Raw	Weights	Raw
1. September 2001 or later	2.0	2.0	1.7	2.2	1.8
2. August 1990 to August 2001	1.2	1.0	1.7	1.6	1.5
3. May 1975 to July 1990	1.8	1.7	2.9	2.3	2.5
4. Vietnam Era (August 1964 to April 1975)	2.8	4.3	5.4	3.9	4.5
5. February 1955 to July 1964	0.9	1.9	1.8	1.2	1.5
6. Korean War (July 1950 to January 1955)	0.4	0.7	1.0	0.9	0.8
7. January 1947 to June 1950	0.1	0.1	0.0	0.0	0.1
8. World War II (December 1941 to December 1946)	0.3	0.5	0.4	0.3	0.4
-1. Inapplicable	90.4	87.8	85.1	87.5	86.9
-9. Refused	0.1	0.1	0.0	0.1	0.1

dem_milwhen_2nd

Label: PRE: When was R active military service- 2nd mention

Unweighted Frequencies

	F2F	Web	Total
2. August 1990 to August 2001	15	34	49
3. May 1975 to July 1990	11	36	47
4. Vietnam Era (August 1964 to April 1975)	9	26	35
5. February 1955 to July 1964	6	20	26
6. Korean War (July 1950 to January 1955)	2	7	9
7. January 1947 to June 1950	1	3	4
8. World War II (December 1941 to December 1946)	0	2	2
-1. Inapplicable	2012	3732	5744

Weighted Percentages

	F2F		Web		Total
	Raw	Weights	Raw	Weights	Raw W
2. August 1990 to August 2001	0.7	0.8	0.9	0.7	0.8
3. May 1975 to July 1990	0.5	0.5	0.9	0.7	0.8
4. Vietnam Era (August 1964 to April 1975)	0.4	0.4	0.7	0.3	0.6
5. February 1955 to July 1964	0.3	0.5	0.5	0.4	0.4
6. Korean War (July 1950 to January 1955)	0.1	0.2	0.2	0.2	0.2
7. January 1947 to June 1950	0.0	0.1	0.1	0.1	0.1
8. World War II (December 1941 to December 1946)	0.0	0.0	0.1	0.0	0.0
-1. Inapplicable	97.9	97.4	96.7	97.6	97.1

dem_milwhen_3rd

Label: PRE: When was R active military service- 3rd mention

Unweighted Frequencies

	F2F	Web	Total
3. May 1975 to July 1990	4	14	18
4. Vietnam Era (August 1964 to April 1975)	2	14	16
5. February 1955 to July 1964	2	12	14
6. Korean War (July 1950 to January 1955)	0	6	6
7. January 1947 to June 1950	0	2	2
-1. Inapplicable	2048	3812	5860

Weighted Percentages

	F2F		Web		Total	
	Raw	Weights	Raw	Weights	Raw	Weights
3. May 1975 to July 1990	0.2	0.3	0.4	0.3	0.3	0.3
4. Vietnam Era (August 1964 to April 1975)	0.1	0.1	0.4	0.2	0.3	0.2
5. February 1955 to July 1964	0.1	0.2	0.3	0.2	0.2	0.2
6. Korean War (July 1950 to January 1955)	0.0	0.0	0.2	0.1	0.1	0.0
7. January 1947 to June 1950	0.0	0.0	0.1	0.1	0.0	0.0
-1. Inapplicable	99.6	99.3	98.8	99.1	99.1	99.2

dem_milwhen_4th

Label: PRE: When was R active military service- 4th mention

Unweighted Frequencies

	F2F	Web	Total
4. Vietnam Era (August 1964 to April 1975)	0	2	2
5. February 1955 to July 1964	0	2	2
6. Korean War (July 1950 to January 1955)	1	1	2
7. January 1947 to June 1950	0	3	3
8. World War II (December 1941 to December 1946)	0	1	1
-1. Inapplicable	2055	3851	5906

Weighted Percentages

	F2F		Web		Total	
	Raw	Weights	Raw	Weights	Raw	Weights
4. Vietnam Era (August 1964 to April 1975)	0.0	0.0	0.1	0.1	0.0	0.0
5. February 1955 to July 1964	0.0	0.0	0.1	0.0	0.0	0.0
6. Korean War (July 1950 to January 1955)	0.0	0.1	0.0	0.0	0.0	0.0
7. January 1947 to June 1950	0.0	0.0	0.1	0.0	0.1	0.0
-1. Inapplicable	100.0	99.9	99.8	99.9	99.8	99.9

dem_milnow

Label: Still in Armed Forces
 Position: Pre-election survey, section-item no. 62-13.3
 Description: Demographics
 Question: Are you [now/still] in the Armed Forces?
 Universe: IF R HAS NEVER SERVED ON ACTIVE DUTY IN THE ARMED FORCES/ IF R HAS SERVED ON ACTIVE DUTY IN THE ARMED FORCES:
 Logic: Ask if DEM MILIT in(1,2), else skip. Load 'now' if DEM MILIT =2; load 'still' if DEM MILIT=1.
 Source: Respondent

Unweighted Frequencies

	F2F	Web	Total
-9. Refused	0	0	0
-8. Don't know	0	0	0
-6. Not asked, unit nonresponse	0	0	0
-4. Error	0	0	0
-3. Restricted access	2056	3860	5916
-1. Inapplicable	0	0	0
1. Yes	0	0	0
2. No	0	0	0

Weighted Percentages

	F2F		Web		Total	
	Raw	Weights	Raw	Weights	Raw	Weights
-9. Refused	0.0	0.0	0.0	0.0	0.0	0.0
-8. Don't know	0.0	0.0	0.0	0.0	0.0	0.0
-6. Not asked, unit nonresponse	0.0	0.0	0.0	0.0	0.0	0.0
-4. Error	0.0	0.0	0.0	0.0	0.0	0.0
-3. Restricted access	100.0	100.0	100.0	100.0	100.0	100.0
-1. Inapplicable	0.0	0.0	0.0	0.0	0.0	0.0
1. Yes	0.0	0.0	0.0	0.0	0.0	0.0
2. No	0.0	0.0	0.0	0.0	0.0	0.0

dem_emptytype_1st

Label: PRE: FTF ONLY: Ordered R employment status- 1st mention

Unweighted Frequencies

	F2F	Web	Total
1. Working now	1221	0	1221
2. Temporarily laid off	45	0	45
4. Unemployed	172	0	172
5. Retired	281	0	281
6. Permanently disabled	153	0	153
7. Homemaker	105	0	105
8. Student	71	0	71
-1. Inapplicable	0	3860	3860
-8. Don't know	4	0	4
-9. Refused	4	0	4

Weighted Percentages

	F2F		Web		Total	
	Raw	Weights	Raw	Weights	Raw	Weights
1. Working now	59.4	60.2	0.0	0.0	20.6	20.9
2. Temporarily laid off	2.2	1.6	0.0	0.0	0.8	0.6
4. Unemployed	8.4	6.7	0.0	0.0	2.9	2.3
5. Retired	13.7	17.0	0.0	0.0	4.7	5.9
6. Permanently disabled	7.4	5.6	0.0	0.0	2.6	1.9
7. Homemaker	5.1	5.7	0.0	0.0	1.8	2.0
8. Student	3.5	2.8	0.0	0.0	1.2	1.0
-1. Inapplicable	0.0	0.0	100.0	100.0	65.2	65.2
-8. Don't know	0.2	0.2	0.0	0.0	0.1	0.1
-9. Refused	0.2	0.2	0.0	0.0	0.1	0.1

dem_emptytype_2nd

Label: PRE: FTF ONLY: Ordered R employment status- 2nd mention

Unweighted Frequencies

	F2F	Web	Total
5. Retired	30	0	30
6. Permanently disabled	42	0	42
7. Homemaker	142	0	142
8. Student	145	0	145
-1. Inapplicable	1697	3860	5557

Weighted Percentages

	F2F		Web		Total	
	Raw	Weights	Raw	Weights	Raw	Weights
5. Retired	1.5	1.8	0.0	0.0	0.5	0.6
6. Permanently disabled	2.0	1.4	0.0	0.0	0.7	0.5
7. Homemaker	6.9	7.3	0.0	0.0	2.4	2.5
8. Student	7.1	5.3	0.0	0.0	2.5	1.8
-1. Inapplicable	82.5	84.2	100.0	100.0	93.9	94.5

dem_emptytype_3rd

Label: PRE: FTF ONLY: Ordered R employment status- 3rd mention

Unweighted Frequencies

	F2F	Web	Total
6. Permanently disabled	3	0	3
7. Homemaker	11	0	11
8. Student	24	0	24
-1. Inapplicable	2018	3860	5878

Weighted Percentages

	F2F		Web		Total	
	Raw	Weights	Raw	Weights	Raw	Weights
6. Permanently disabled	0.1	0.1	0.0	0.0	0.1	0.0
7. Homemaker	0.5	0.2	0.0	0.0	0.2	0.1
8. Student	1.2	0.7	0.0	0.0	0.4	0.2
-1. Inapplicable	98.2	99.0	100.0	100.0	99.4	99.6

dem_emptytype_4th

Label: PRE: FTF ONLY: Ordered R employment status- 4th mention

Unweighted Frequencies

	F2F	Web	Total
7. Homemaker	1	0	1
8. Student	1	0	1
-1. Inapplicable	2054	3860	5914

Weighted Percentages

	F2F		Web		Total	
	Raw	Weights	Raw	Weights	Raw	Weights
-9. Refused	0.0	0.0	0.0	0.0	0.0	0.0
-8. Don't know	0.0	0.0	0.0	0.0	0.0	0.0
-6. Not asked, unit nonresponse	0.0	0.0	0.0	0.0	0.0	0.0
-4. Error	0.0	0.0	0.0	0.0	0.0	0.0
-3. Restricted access	0.0	0.0	0.0	0.0	0.0	0.0
-1. Inapplicable	99.9	99.9	100.0	100.0	100.0	100.0
1. Working now	0.0	0.0	0.0	0.0	0.0	0.0
2. Temporarily laid off	0.0	0.0	0.0	0.0	0.0	0.0
4. Unemployed	0.0	0.0	0.0	0.0	0.0	0.0
5. Retired	0.0	0.0	0.0	0.0	0.0	0.0
6. Permanently disabled	0.0	0.0	0.0	0.0	0.0	0.0
7. Homemaker	0.0	0.0	0.0	0.0	0.0	0.0
8. Student	0.0	0.1	0.0	0.0	0.0	0.0

dem_emptytype_work

Label: PRE: R employment status: mention working now

Unweighted Frequencies

	F2F	Web	Total
0. Not selected by R	835	1863	2698
1. Selected by R	1221	1997	3218

Weighted Percentages

	F2F		Web		Total	
	Raw	Weights	Raw	Weights	Raw	Weights
0. Not selected by R	40.6	39.8	48.3	46.7	45.6	44.3
1. Selected by R	59.4	60.2	51.7	53.3	54.4	55.7

dem_emptytype_layoff

Label: PRE: R employment status: mention temporarily laid off

Unweighted Frequencies

	F2F	Web	Total
0. Not selected by R	2011	3822	5833
1. Selected by R	45	38	83

Weighted Percentages

	F2F		Web		Total	
	Raw	Weights	Raw	Weights	Raw	Weights
0. Not selected by R	97.8	98.4	99.0	98.9	98.6	98.7
1. Selected by R	2.2	1.6	1.0	1.1	1.4	1.3

dem_emptytype_unemp

Label: PRE: R employment status: mention unemployed

Unweighted Frequencies

	F2F	Web	Total
0. Not selected by R	1884	3588	5472
1. Selected by R	172	272	444

Weighted Percentages

	F2F		Web		Total	
	Raw	Weights	Raw	Weights	Raw	Weights
0. Not selected by R	91.6	93.3	93.0	92.2	92.5	92.6
1. Selected by R	8.4	6.7	7.0	7.8	7.5	7.4

dem_emptytype_retire

Label: PRE: R employment status: mention retired

Unweighted Frequencies

	F2F	Web	Total
0. Not selected by R	1745	2834	4579
1. Selected by R	311	1026	1337

Weighted Percentages

	F2F		Web		Total	
	Raw	Weights	Raw	Weights	Raw	Weights
0. Not selected by R	84.9	81.2	73.4	78.7	77.4	79.6
1. Selected by R	15.1	18.8	26.6	21.3	22.6	20.4

dem_emptytype_disabled

Label: PRE: R employment status: mention permanently disabled

Unweighted Frequencies

	F2F	Web	Total
0. Not selected by R	1858	3599	5457
1. Selected by R	198	261	459

Weighted Percentages

	F2F		Web		Total	
	Raw	Weights	Raw	Weights	Raw	Weights
0. Not selected by R	90.4	92.9	93.2	93.8	92.2	93.5
1. Selected by R	9.6	7.1	6.8	6.2	7.8	6.5

dem_emptytype_hmaker

Label: PRE: R employment status: mention homemaker

Unweighted Frequencies

	F2F	Web	Total
0. Not selected by R	1797	3551	5348
1. Selected by R	259	309	568

Weighted Percentages

	F2F		Web		Total	
	Raw	Weights	Raw	Weights	Raw	Weights
0. Not selected by R	87.4	86.8	92.0	90.9	90.4	89.5
1. Selected by R	12.6	13.2	8.0	9.1	9.6	10.5

dem_emptytype_student

Label: PRE: R employment status: mention student

Unweighted Frequencies

	F2F	Web	Total
0. Not selected by R	1815	3670	5485
1. Selected by R	241	190	431

Weighted Percentages

	F2F		Web		Total	
	Raw	Weights	Raw	Weights	Raw	Weights
0. Not selected by R	88.3	91.1	95.1	93.6	92.7	92.7
1. Selected by R	11.7	8.9	4.9	6.4	7.3	7.3

dem_emptytype_dkrf

Label: PRE: R employment status: mention DK/RF

Unweighted Frequencies

	F2F	Web	Total
0. Not selected by R	2048	3855	5903
1. DK selected by R	4	0	4
2. RF selected by R	4	5	9

Weighted Percentages

	F2F		Web		Total	
	Raw	Weights	Raw	Weights	Raw	Weights
0. Not selected by R	99.6	99.7	99.9	99.8	99.8	99.7
1. DK selected by R	0.2	0.2	0.0	0.0	0.1	0.1
2. RF selected by R	0.2	0.2	0.1	0.2	0.2	0.2

dem_empstatus_2digitfinal

Label: PRE: SUMMARY- Final 2-digit empl status based on full employment/occ section

18 unique outcomes. 10 most frequently appearing outcomes:

Unweighted Frequencies

	<u>Count</u>
10. WORKING NOW only	2887
50. RETIRED, no other occupation	1303
60. PERMANENTLY DISABLED, not working	385
40. UNEMPLOYED, no mention of retired, disabled, homemaker or student	342
70. HOMEMAKER, no other occupation	320
80. STUDENT, no other occupation	163
81. STUDENT and working now, working <20 hours per wk or DK/RF hours	106
18. WORKING NOW and student, working >=20 hours per wk	103
20. TEMPORARILY LAID OFF	82
17. WORKING NOW and homemaker, working >=20 hours per wk	<u>80</u>

dem_empstatus_1digitfinal

Label: PRE: SUMMARY- Final 1-digit empl status based on full employment/occ section

Unweighted Frequencies

	F2F	Web	Total
1. R WORKING NOW (if also retired, disabled, homemaker or student, working 20 or more hrs/wk)	1198	1898	3096
2. R TEMPORARILY LAID OFF	45	37	82
4. R UNEMPLOYED	114	228	342
5. R RETIRED (if also working, working <20 hrs/wk)	290	1025	1315
6. R PERMANENTLY DISABLED (if also working, working <20 hrs/wk)	164	230	394
7. R HOMEMAKER (if also working, working <20 hrs/wk; incl nonworkg Rs both homemaker and student)	135	270	405
8. R STUDENT (if also working, working <20 hrs/wk)	102	167	269
-8. Don't know	4	0	4
-9. Refused	4	5	9

Weighted Percentages

	F2F		Web		Total	
	Raw	Weights	Raw	Weights	Raw	Weights
1. R WORKING NOW (if also retired, disabled, homemaker or student, working 20 or more hrs/wk)	58.3	58.6	49.2	51.2	52.3	53.8
2. R TEMPORARILY LAID OFF	2.2	1.6	1.0	1.0	1.4	1.2
4. R UNEMPLOYED	5.5	4.2	5.9	6.7	5.8	5.9
5. R RETIRED (if also working, working <20 hrs/wk)	14.1	17.7	26.6	21.3	22.2	20.1
6. R PERMANENTLY DISABLED (if also working, working <20 hrs/wk)	8.0	6.1	6.0	5.8	6.7	5.9
7. R HOMEMAKER (if also working, working <20 hrs/wk; incl nonworkg Rs both homemaker and student)	6.6	7.6	7.0	8.1	6.8	7.9
8. R STUDENT (if also working, working <20 hrs/wk)	5.0	3.8	4.3	5.6	4.5	5.0
-8. Don't know	0.2	0.2	0.0	0.0	0.1	0.1
-9. Refused	0.2	0.2	0.1	0.2	0.2	0.2

dem_empstatus_initial

Label: PRE: Initial employment status for R occupation section

Unweighted Frequencies

	F2F	Web	Total
1. Working now	1194	0	1194
2. Temporarily laid off	45	0	45
4. Unemployed	114	0	114
5. Retired	311	0	311
6. Permanently disabled	147	0	147
7. Homemaker	143	0	143
8. Student	94	0	94
-1. Inapplicable	0	3860	3860
-8. Don't know	4	0	4
-9. Refused	4	0	4

Weighted Percentages

	F2F		Web		Total	
	Raw	Weights	Raw	Weights	Raw	Weights
1. Working now	58.1	58.6	0.0	0.0	20.2	20.4
2. Temporarily laid off	2.2	1.6	0.0	0.0	0.8	0.6
4. Unemployed	5.5	4.2	0.0	0.0	1.9	1.5
5. Retired	15.1	18.8	0.0	0.0	5.3	6.5
6. Permanently disabled	7.1	5.4	0.0	0.0	2.5	1.9
7. Homemaker	7.0	7.6	0.0	0.0	2.4	2.6
8. Student	4.6	3.5	0.0	0.0	1.6	1.2
-1. Inapplicable	0.0	0.0	100.0	100.0	65.2	65.2
-8. Don't know	0.2	0.2	0.0	0.0	0.1	0.1
-9. Refused	0.2	0.2	0.0	0.0	0.1	0.1

dem_hsworkg

Label: Initial status Homemaker/student: working now
Position: Pre-election survey, section-item no. 62-15
Description: Demographics
Question: Are you doing any work for pay at the present time?
Universe: IF INITIAL STATUS HOMEMAKER/STUDENT:
Logic: Ask if DEM EMPTYTYPE includes 7 and/or 8 either with no other choices or else with other choices that exclude 1,2,5; else skip. If 1 coded, go to -->DEM OCCNOW
Source: Respondent

Unweighted Frequencies

	F2F	Web	Total
1. Yes	33	64	97
2. No	204	324	528
-1. Inapplicable	1819	3472	5291

Weighted Percentages

	F2F		Web		Total	
	Raw	Weights	Raw	Weights	Raw	Weights
1. Yes	1.6	1.9	1.7	2.5	1.6	2.3
2. No	9.9	9.2	8.4	9.9	8.9	9.7
-1. Inapplicable	88.5	88.9	89.9	87.6	89.4	88.0

dem_hsjob6mo

Label: Initial status Homemaker/student: job in last 6 mon
 Position: Pre-election survey, section-item no. 62-16
 Description: Demographics
 Question: Have you had a job in the LAST SIX MONTHS?
 Universe: IF INITIAL STATUS HOMEMAKER/STUDENT: IF R IS NOT WORKING FOR PAY NOW:
 Logic: Ask if DEM HSWORKG in(2,DK,RF), else skip
 Source: Respondent

Unweighted Frequencies

	F2F	Web	Total
1. Yes	37	51	88
2. No	167	273	440
-1. Inapplicable	1852	3536	5388

Weighted Percentages

	F2F		Web		Total	
	Raw	Weights	Raw	Weights	Raw	Weights
1. Yes	1.8	1.1	1.3	2.0	1.5	1.7
2. No	8.1	8.0	7.1	7.9	7.4	8.0
-1. Inapplicable	90.1	90.8	91.6	90.1	91.1	90.3

dem_retiremo

Label: Initial status retiree - when retired
Position: Pre-election survey, section-item no. 62-17
Description: Demographics
Question: When did you retire? MONTH:
Universe: IF R INITIAL STATUS RETIRED:
Logic: Ask if DEM EMPTYTYPE includes 5 either with no other choices or else with any other choices, else skip
Source: Respondent

1 unique outcome.

Unweighted Frequencies

	Count
01. January	0
02. February	0
03. March	0
-1. Inapplicable	0
-2. Missing; field left blank	0
-3. Restricted access	5916
-4. Error	0
-6. Not asked, unit nonresponse	0
-8. Don't know	0
-9. Refused	0

dem_retiredy

Label: PRE: RESTRICTED: Initial status retiree - when retired DAY

1 unique outcome.

Unweighted Frequencies

	<u>Count</u>
-1. Inapplicable	0
-2. Missing; field left blank	0
-3. Restricted access	5916
-4. Error	0
-6. Not asked, unit nonresponse	0
-8. Don't know	0
-9. Refused	0

dem_retireyr

Label: Initial status retiree - when retired
Position: Pre-election survey, section-item no. 62-17.2
Description: Demographics
Question: YEAR:
Universe: IF R INITIAL STATUS RETIRED:
Logic: Ask if DEM EMPTYE includes 5 either with no other choices or else with any other choices, else skip. If (DEM RETIREMO =2 and DEM RETIREDY=29 and DEM RETIREYR not in(1912,1916,1920,1924,1928,1932,1936,1940,1944,1948,1952,1956,1960,1964,1968,1972,1976,1980,1984,1988,1992)) then error message('Feb 29 date in year that is not leap year. Please correct month, day, or year'). If DEM RETIREYR not in(DK,RF) and DEM BIRTHYR not in(DK,RF) and DEM BIRTHYR > DEM RETIREYR then error message ('year of retirement before year of birth. Please correct one or both')
Source: Respondent

1 unique outcome.

Unweighted Frequencies

	<u>Count</u>
-1. Inapplicable	0
-2. Missing; field left blank	0
-3. Restricted access	5916
-4. Error	0
-6. Not asked, unit nonresponse	0
-8. Don't know	0
-9. Refused	0

dem_retireperiod

Label: PRE: SUMMARY- Retiree date of retirement

Unweighted Frequencies

	F2F	Web	Total
1. Retired 1900-1992	53	147	200
2. Retired 1993-2000	53	213	266
3. Retired 2001-2004	42	175	217
4. Retired 2005-2008	66	218	284
5. Retired 2009-2012	72	250	322
-1. Inapplicable	1745	2834	4579
-2. Missing, field left blank	25	0	25
-9. Refused	0	23	23

Weighted Percentages

	F2F		Web		Total	
	Raw	Weights	Raw	Weights	Raw	Weights
1. Retired 1900-1992	2.6	3.1	3.8	3.5	3.4	3.4
2. Retired 1993-2000	2.6	3.6	5.5	4.4	4.5	4.1
3. Retired 2001-2004	2.0	2.8	4.5	3.2	3.7	3.1
4. Retired 2005-2008	3.2	3.7	5.6	4.5	4.8	4.3
5. Retired 2009-2012	3.5	4.3	6.5	5.1	5.4	4.8
-1. Inapplicable	84.9	81.2	73.4	78.7	77.4	79.6
-2. Missing, field left blank	1.2	1.2	0.0	0.0	0.4	0.4
-9. Refused	0.0	0.0	0.6	0.6	0.4	0.4

dem_everwk

Label: Initial status unemployed/disabled: R ever work for pay
 Position: Pre-election survey, section-item no. 62-20
 Description: Demographics
 Question: Have you ever done any work for pay?
 Universe: IF R INITIAL STATUS UNEMPLOYED / IF R INITIAL STATUS DIS-
 ABLED :
 Logic: Ask if DEM EMPTYTYPE includes 4 and/or 6 either with no other
 choices or else with other choices that exclude 1,2,5,7,8
 Source: Respondent

Unweighted Frequencies

	F2F	Web	Total
1. Yes	235	399	634
2. No	24	44	68
-1. Inapplicable	1795	3416	5211
-8. Don't know	1	0	1
-9. Refused	1	1	2

Weighted Percentages

	F2F		Web		Total	
	Raw	Weights	Raw	Weights	Raw	Weights
1. Yes	11.4	8.6	10.3	10.4	10.7	9.8
2. No	1.2	0.9	1.1	1.8	1.1	1.5
-1. Inapplicable	87.3	90.4	88.5	87.7	88.1	88.7

dem_occpast

Label: Past occupation (R ret/dis/unemp/hmkr/stud)
Position: Pre-election survey, section-item no. 62-21
Description: Demographics
Question: What kind of work did you do on your last regular job? (What was your occupation)? What were your most important activities or duties?)
Universe: IF R INITIAL STATUS RETIRED / IF R INITIAL STATUS UNEMPLOYED AND HAS EVER WORKED FOR PAY / IF R INITIAL STATUS DISABLED AND HAS EVER WORKED FOR PAY / IF INITIAL STATUS HOMEMAKER/STUDENT, IS NOT WORKING, HAS WORKED PAST 6 MOS :
Logic: Ask if DEM EMPTY includes 5 or DEM HSJOB6MO =1 or DEM EVERWK=1 else skip
Source: Respondent

1 unique outcome.

Unweighted Frequencies

	<u>Count</u>
1	<u>5916</u>

dem_indpast

Label: Past industry (R ret/dis/unemp/hmkr/stud)
Position: Pre-election survey, section-item no. 62-22
Description: Demographics
Question: What kind of business or industry was that?
Universe: IF R INITIAL STATUS RETIRED / IF R INITIAL STATUS UNEMPLOYED AND HAS EVER WORKED FOR PAY / IF R INITIAL STATUS DISABLED AND HAS EVER WORKED FOR PAY / IF INITIAL STATUS HOMEMAKER/STUDENT, IS NOT WORKING, HAS WORKED PAST 6 MOS :
Logic: Ask if DEM EMPTYP includes 5 or DEM HSJOB6MO =1 or DEM EVERWK=1 else skip
Source: Respondent

1 unique outcome.

Unweighted Frequencies

	<u>Count</u>
1	<u>5916</u>

dem_semplpst

Label: Past self-empl status (R ret/dis/unemp/hmkr/stud)
 Position: Pre-election survey, section-item no. 62-23
 Description: Demographics
 Question: Did you work for someone else, were you self-employed, or what?
 Universe: IF R INITIAL STATUS RETIRED / IF R INITIAL STATUS UNEMPLOYED AND HAS EVER WORKED FOR PAY / IF R INITIAL STATUS DISABLED AND HAS EVER WORKED FOR PAY / IF INITIAL STATUS HOMEMAKER/STUDENT, IS NOT WORKING, HAS WORKED PAST 6 MOS :
 Logic: Ask if DEM EMPTYP includes 5 or DEM HSJOB6MO =1 or DEM EVERWK=1 else skip
 Source: Respondent

Unweighted Frequencies

	F2F	Web	Total
1. Someone else	520	1231	1751
2. Both self and someone else	16	140	156
3. Self-employed	43	103	146
-1. Inapplicable	1473	2384	3857
-8. Don't know	2	0	2
-9. Refused	2	2	4

Weighted Percentages

	F2F		Web		Total	
	Raw	Weights	Raw	Weights	Raw	Weights
1. Someone else	25.3	24.2	31.9	28.3	29.6	26.9
2. Both self and someone else	0.8	1.2	3.6	3.1	2.6	2.4
3. Self-employed	2.1	2.9	2.7	2.3	2.5	2.5
-1. Inapplicable	71.6	71.5	61.8	66.3	65.2	68.1
-8. Don't know	0.1	0.2	0.0	0.0	0.0	0.1
-9. Refused	0.1	0.1	0.1	0.1	0.1	0.1

dem_empgovpst

Label: Past occupation: govt work (R ret/dis/unemp/hmkr/stud)
 Position: Pre-election survey, section-item no. 62-24
 Description: Demographics
 Question: Were you employed by a federal, state or local government?
 Universe: IF R INITIAL STATUS RETIRED / IF R INITIAL STATUS UNEMPLOYED AND HAS EVER WORKED FOR PAY / IF R INITIAL STATUS DISABLED AND HAS EVER WORKED FOR PAY / IF INITIAL STATUS HOMEMAKER/STUDENT, IS NOT WORKING, HAS WORKED PAST 6 MOS : IF R DID NOT WORK EXCLUSIVELY FOR SELF :
 Logic: Ask if DEM SEMPLPST in(1,2) else skip
 Source: Respondent

Unweighted Frequencies

	F2F	Web	Total
1. Yes	160	395	555
2. No	364	974	1338
-1. Inapplicable	1520	2489	4009
-8. Don't know	10	0	10
-9. Refused	2	2	4

Weighted Percentages

	F2F		Web		Total	
	Raw	Weights	Raw	Weights	Raw	Weights
1. Yes	7.8	7.4	10.2	7.9	9.4	7.7
2. No	17.7	17.6	25.2	23.5	22.6	21.4
-1. Inapplicable	73.9	74.6	64.5	68.6	67.8	70.7
-8. Don't know	0.5	0.3	0.0	0.0	0.2	0.1
-9. Refused	0.1	0.1	0.1	0.0	0.1	0.0

dem_rdjob6mon

Label: Initial status unempl/ret/disabled: job in last 6 mo
 Position: Pre-election survey, section-item no. 62-25
 Description: Demographics
 Question: Have you had a job in the LAST SIX MONTHS?
 Universe: IF INITIAL STATUS UNEMPLOYED AND HAS EVER WORKED FOR PAY / IF INITIAL STATUS RETIRED/ IF INITIAL STATUS DISABLED AND HAS EVER WORKED FOR PAY :
 Logic: Ask if DEM EMPTYP includes 5 or DEM EVERWK=1 else skip
 Source: Respondent

Unweighted Frequencies

	F2F	Web	Total
1. Yes	95	191	286
2. No	451	1234	1685
-1. Inapplicable	1510	2435	3945

Weighted Percentages

	F2F		Web		Total	
	Raw	Weights	Raw	Weights	Raw	Weights
1. Yes	4.6	4.4	4.9	4.0	4.8	4.1
2. No	21.9	23.0	32.0	27.7	28.5	26.1
-1. Inapplicable	73.4	72.6	63.1	68.3	66.7	69.8

dem_hrsrecent

Label: Recent occupation: how many hours worked avg week
Position: Pre-election survey, section-item no. 62-26
Description: Demographics
Question: About how many hours did you work on your job in the average week?
Universe: IF INITIAL STATUS UNEMPLOYED, HAS EVER WORKED FOR PAY, HAS WORKED PAST 6 MOS / IF INITIAL STATUS IS RETIRED AND HAS WORKED PAST 6 MOS / IF INITIAL STATUS IS DISABLED, HAS EVER WORKED FOR PAY, HAS WORKED PAST 6 MOS / IF INITIAL STATUS HOMEMAKER/STUDENT, IS NOT WORKING, HAS WORKED PAST 6 MOS :
Logic: Ask if DEM RDJOB6MON = 1 or DEM HSJOB6MO=1
Source: Respondent

45 unique outcomes. 10 most frequently appearing outcomes:

Unweighted Frequencies

	Count
-1	5542
40	91
20	42
30	28
35	24
10	20
50	18
25	14
8	14
24	13

dem_rdworkg

Label: Initial status retired/disabled: working now
 Position: Pre-election survey, section-item no. 62-27
 Description: Demographics
 Question: Are you doing any work for pay at the present time?
 Universe: IF INITIAL STATUS RETIRED / IF INITIAL STATUS DISABLED AND HAS EVER WORKED FOR PAY:
 Logic: Ask if (DEM EVERWK=1 and DEM EMPTYTYPE does not include 4) or (DEM EMPTYTYP includes 5), else skip. If 1 coded, go to --> DEM OCCNOW
 Source: Respondent

Unweighted Frequencies

	F2F	Web	Total
1. Yes	33	3	36
2. No	402	28	430
-1. Inapplicable	1621	3829	5450

Weighted Percentages

	F2F		Web		Total	
	Raw	Weights	Raw	Weights	Raw	Weights
1. Yes	1.6	1.9	0.1	0.0	0.6	0.7
2. No	19.6	21.3	0.7	0.4	7.3	7.7
-1. Inapplicable	78.8	76.8	99.2	99.5	92.1	91.6

dem_lookwk

Label: Init status nonworkg ret/dis/unemp/hmkr/st: look for work
 Position: Pre-election survey, section-item no. 62-28
 Description: Demographics
 Question: Are you looking for work at the present time?
 Universe: IF INITIAL STATUS RETIRED AND NOT ALSO WORKING / IF INITIAL STATUS DISABLED AND HAS EVER WORKED FOR PAY AND NOT ALSO WORKING / IF INITIAL STATUS HOMEMAKER/STUDENT AND NOT ALSO WORKING / IF INITIAL STATUS UNEMPLOYED AND HAS EVER WORKED FOR PAY :
 Logic: Ask if (DEM RDWORKG=2) or (DEM HSWORKG=2) or (DEM EVERWK=1 and DEM EMPTYP includes 4 with no other choices or with choices excluding 1,2,5,7,8); else skip.
 Source: Respondent

Unweighted Frequencies

	F2F	Web	Total
1. Yes	176	90	266
2. No	539	468	1007
-1. Inapplicable	1339	3301	4640
-8. Don't know	2	0	2
-9. Refused	0	1	1

Weighted Percentages

	F2F		Web		Total	
	Raw	Weights	Raw	Weights	Raw	Weights
1. Yes	8.6	6.5	2.3	2.4	4.5	3.8
2. No	26.2	28.1	12.1	13.2	17.0	18.4
-1. Inapplicable	65.1	65.4	85.5	84.4	78.4	77.8
-8. Don't know	0.1	0.1	0.0	0.0	0.0	0.0

dem_findjob

Label: Init status nonworkg ret/dis/unemp/hmkr/st: worry find job
 Position: Pre-election survey, section-item no. 62-29
 Description: Demographics
 Question: How worried are you about not being able to find a job in the near future: [Not at all, a little, moderately, very, or extremely worried / extremely, very, moderately, a little or not at all worried]?
 Universe: IF INITIAL STATUS RETIRED, NOT ALSO WORKING, AND LOOKING FOR WORK / IF INITIAL STATUS DISABLED, HAS EVER WORKED FOR PAY, AND LOOKING FOR WORK / IF INIT STATUS HMKR/STUD, NOT ALSO WORKG, WKD PAST 6 MO, AND LOOKG FOR WORK / IF INITIAL STATUS IS UNEMPLOYED, HAS EVER WORKED FOR PAY AND LOOKG FOR WORK :
 Logic: Ask if DEM LOOKWK=1, else skip.
 Source: Respondent

Unweighted Frequencies

	F2F	Web	Total
1. Not at all	29	4	33
2. A little	26	10	36
3. Moderately	41	24	65
4. Very	38	22	60
5. Extremely	42	30	72
-1. Inapplicable	1880	3770	5650

Weighted Percentages

	F2F		Web		Total	
	Raw	Weights	Raw	Weights	Raw	Weights
1. Not at all	1.4	1.3	0.1	0.2	0.6	0.6
2. A little	1.3	1.2	0.3	0.3	0.6	0.6
3. Moderately	2.0	1.7	0.6	0.7	1.1	1.1
4. Very	1.8	1.2	0.6	0.5	1.0	0.8
5. Extremely	2.0	1.0	0.8	0.7	1.2	0.8
-1. Inapplicable	91.4	93.5	97.7	97.6	95.5	96.2

dem_occnow

Label: Working/TLO now - occupation
Position: Pre-election survey, section-item no. 62-30
Description: Demographics
Question: What is your main occupation? (What kind of work do you do? What are your most important activities or duties?)
Universe: IF INITIAL STATUS IS WORKING NOW OR TEMPORARILY LAID OFF / IF INITIAL STATUS NOT WORKING NOW OR TLO BUT R IS DETERMINED TO BE CURRENTLY WORKG:
Logic: Ask if (DEM EMPTYTYPE includes 1 or 2 but not 5) or (DEM HSWORKG=1) or (DEM RDWORKG=1); else skip.
Source: Respondent

1 unique outcome.

Unweighted Frequencies

	<u>Count</u>
1	<u>5916</u>

dem_indnow

Label: Working/TLO - industry
Position: Pre-election survey, section-item no. 62-31
Description: Demographics
Question: What kind of business or industry is that?
Universe: IF INITIAL STATUS IS WORKING NOW OR TEMPORARILY LAID OFF / IF INITIAL STATUS NOT WORKING NOW OR TLO BUT R IS DETERMINED TO BE CURRENTLY WORKG:
Logic: Ask if (DEM EMPTYPE includes 1 or 2 but not 5) or (DEM HSWORKG=1) or (DEM RDWORKG=1); else skip.
Source: Respondent

1 unique outcome.

Unweighted Frequencies

	<u>Count</u>
1	<u>5916</u>

dem_semplnow

Label: Working/TLO now - work for self
 Position: Pre-election survey, section-item no. 62-32
 Description: Demographics
 Question: Do you work for someone else, are you self-employed, or what?
 Universe: IF INITIAL STATUS IS WORKING NOW OR TEMPORARILY LAID OFF / IF INITIAL STATUS NOT WORKING NOW OR TLO BUT R IS DETERMINED TO BE CURRENTLY WORKG:
 Logic: Ask if (DEM EMPTYTYPE includes 1 or 2 but not 5) or (DEM HSWORKG=1) or (DEM RDWORKG=1); else skip.
 Source: Respondent

Unweighted Frequencies

	F2F	Web	Total
1. Someone else	1093	1590	2683
2. Both self and someone else	49	145	194
3. Self-employed	159	210	369
-1. Inapplicable	751	1910	2661
-8. Don't know	2	0	2
-9. Refused	2	5	7

Weighted Percentages

	F2F		Web		Total	
	Raw	Weights	Raw	Weights	Raw	Weights
1. Someone else	53.2	51.9	41.2	44.2	45.4	46.9
2. Both self and someone else	2.4	2.9	3.8	3.1	3.3	3.1
3. Self-employed	7.7	9.1	5.4	5.4	6.2	6.7
-1. Inapplicable	36.5	36.0	49.5	47.0	45.0	43.2
-8. Don't know	0.1	0.1	0.0	0.0	0.0	0.0
-9. Refused	0.1	0.1	0.1	0.1	0.1	0.1

dem_empgovnow

Label: Working/TLO now - work for govt
 Position: Pre-election survey, section-item no. 62-33
 Description: Demographics
 Question: Are you employed by a federal, state or local government?
 Universe: IF INITIAL STATUS IS WORKING NOW OR TEMPORARILY LAID OFF / IF INITIAL STATUS NOT WORKING NOW OR TLO BUT R IS DETERMINED TO BE CURRENTLY WORKG: IF R DOES NOT WORK EXCLUSIVELY FOR SELF:
 Logic: Ask if DEM SEMPLNOW in(1,2), else skip.
 Source: Respondent

Unweighted Frequencies

	F2F	Web	Total
1. Yes	273	382	655
2. No	850	1353	2203
-1. Inapplicable	914	2125	3039
-8. Don't know	19	0	19

Weighted Percentages

	F2F		Web		Total	
	Raw	Weights	Raw	Weights	Raw	Weights
1. Yes	13.3	11.1	9.9	9.8	11.1	10.3
2. No	41.3	42.7	35.1	37.6	37.2	39.3
-1. Inapplicable	44.5	45.2	55.1	52.6	51.4	50.0
-8. Don't know	0.9	0.9	0.0	0.0	0.3	0.3

dem_hrsnow

Label: Working/TLO now - how many hours R works
Position: Pre-election survey, section-item no. 62-34
Description: Demographics
Question: About how many hours do you work on your job in the average week?
Universe: IF INITIAL STATUS IS WORKING NOW OR TEMPORARILY LAID OFF / IF INITIAL STATUS NOT WORKING NOW OR TLO BUT R IS DETERMINED TO BE CURRENTLY WORKG:
Logic: Ask if (DEM EMPTYTYPE includes 1 or 2 but not 5) or (DEM HSWORKG=1) or (DEM RDWORKG=1); else skip.
Source: Respondent

77 unique outcomes. 10 most frequently appearing outcomes:

Unweighted Frequencies

	<u>Count</u>
-1	2661
40	1203
50	300
45	236
30	150
35	149
60	134
20	121
25	83
55	<u>63</u>

dem_okhrsnow

Label: Working/TLO now - hours works OK
 Position: Pre-election survey, section-item no. 62-35
 Description: Demographics
 Question: Is that MORE hours than you want to work, FEWER hours than you want to work, or generally ABOUT RIGHT?
 Universe: IF INITIAL STATUS IS WORKING NOW OR TEMPORARILY LAID OFF / IF INITIAL STATUS NOT WORKING NOW OR TLO BUT R IS DETERMINED TO BE CURRENTLY WORKG: IF NUMBER OF HOURS WORKED IS NOT DK/RF:
 Logic: Ask if DEM HRSNOW >=1 and DEM HRSNOW<=168, else skip.
 Source: Respondent

Unweighted Frequencies

	F2F	Web	Total
1. More	246	419	665
2. Fewer	208	306	514
3. About right	835	1380	2215
-1. Inapplicable	765	1754	2519
-8. Don't know	2	0	2
-9. Refused	0	1	1

Weighted Percentages

	F2F		Web		Total	
	Raw	Weights	Raw	Weights	Raw	Weights
1. More	12.0	14.0	10.9	10.6	11.2	11.8
2. Fewer	10.1	8.7	7.9	9.1	8.7	8.9
3. About right	40.6	40.6	35.8	36.1	37.4	37.7
-1. Inapplicable	37.2	36.6	45.4	44.2	42.6	41.6
-8. Don't know	0.1	0.1	0.0	0.0	0.0	0.0

dem_losejob

Label: Working/TLO now: worry about losing job in near fute
Position: Pre-election survey, section-item no. 62-36
Description: Demographics
Question: How worried are you about losing your job in the near future? [Not at all, a little, moderately, very, or extremely worried / extremely, very, moderately, a little, or not at all worried]?
Universe: IF INITIAL STATUS IS WORKING NOW OR TEMPORARILY LAID OFF / IF INITIAL STATUS NOT WORKING NOW OR TLO BUT R IS DETERMINED TO BE CURRENTLY WORKG:
Logic: Ask if (DEM EMPTYTYPE includes 1 or 2 but not 5) or (DEM HSWORKG=1) or (DEM RDWORKG=1); else skip.
Source: Respondent

Unweighted Frequencies

	F2F	Web	Total
1. Not at all	667	887	1554
2. A little	284	564	848
3. Moderately	185	310	495
4. Very	69	99	168
5. Extremely	95	87	182
-1. Inapplicable	751	1910	2661
-8. Don't know	4	0	4
-9. Refused	1	3	4

Weighted Percentages

	F2F		Web		Total	
	Raw	Weights	Raw	Weights	Raw	Weights
1. Not at all	32.4	34.0	23.0	25.3	26.3	28.3
2. A little	13.8	14.8	14.6	15.0	14.3	15.0
3. Moderately	9.0	8.9	8.0	7.7	8.4	8.1
4. Very	3.4	2.6	2.6	2.4	2.8	2.5
5. Extremely	4.6	3.4	2.3	2.4	3.1	2.7
-1. Inapplicable	36.5	36.0	49.5	47.0	45.0	43.2
-8. Don't know	0.2	0.2	0.0	0.0	0.1	0.1
-9. Refused	0.0	0.1	0.1	0.1	0.1	0.1

dem_offwork

Label: Working now: out of work or laid off in last 6 mos
 Position: Pre-election survey, section-item no. 62-37
 Description: Demographics
 Question: Were you out of work or laid off at any time during the last six months?
 Universe: IF INITIAL STATUS IS WORKING NOW / IF INITIAL STATUS NOT WORKING NOW BUT R IS DETERMINED TO BE CURRENTLY WORKG:
 Logic: Ask if (DEM EMPTYTYPE includes 1 but not 5) or (DEM HSWORKG=1) or (DEM RDWORKG=1); else skip.
 Source: Respondent

Unweighted Frequencies

	F2F	Web	Total
1. Yes	155	188	343
2. No	1103	1760	2863
-1. Inapplicable	796	1910	2706
-8. Don't know	1	0	1
-9. Refused	1	2	3

Weighted Percentages

	F2F		Web		Total	
	Raw	Weights	Raw	Weights	Raw	Weights
1. Yes	7.5	7.3	4.9	5.7	5.8	6.2
2. No	53.6	55.1	45.6	47.2	48.4	49.9
-1. Inapplicable	38.7	37.6	49.5	47.0	45.7	43.8
-8. Don't know	0.0	0.1	0.0	0.0	0.0	0.0
-9. Refused	0.0	0.0	0.1	0.1	0.1	0.1

dem_hrsreduce

Label: Working now: had reduction in work hrs or pay cut
 Position: Pre-election survey, section-item no. 62-38
 Description: Demographics
 Question: During the last six months, have you had a reduction in your work hours or had to take a cut in pay at any time for reasons other than illness or personal choice?
 Universe: IF INITIAL STATUS IS WORKING NOW / IF INITIAL STATUS NOT WORKING NOW BUT R IS DETERMINED TO BE CURRENTLY WORKG:
 Logic: Ask if (DEM EMPTYTYPE includes 1 but not 5) or (DEM HSWORKG=1) or (DEM RDWORKG=1); else skip.
 Source: Respondent

Unweighted Frequencies

	F2F	Web	Total
1. Yes	210	311	521
2. No	1047	1637	2684
-1. Inapplicable	796	1910	2706
-8. Don't know	2	0	2
-9. Refused	1	2	3

Weighted Percentages

	F2F		Web		Total	
	Raw	Weights	Raw	Weights	Raw	Weights
1. Yes	10.2	10.2	8.1	8.4	8.8	9.0
2. No	50.9	52.1	42.4	44.5	45.4	47.1
-1. Inapplicable	38.7	37.6	49.5	47.0	45.7	43.8
-8. Don't know	0.1	0.1	0.0	0.0	0.0	0.0
-9. Refused	0.0	0.0	0.1	0.1	0.1	0.1

dem_emptytypesp_1st

Label: PRE: FTF ONLY: Ordered spouse/partner employment status- 1st mention

Unweighted Frequencies

	F2F	Web	Total
1. Working now	674	0	674
2. Temporarily laid off	26	0	26
4. Unemployed	77	0	77
5. Retired	127	0	127
6. Permanently disabled	42	0	42
7. Homemaker	76	0	76
8. Student	12	0	12
-1. Inapplicable	1009	3860	4869
-8. Don't know	3	0	3
-9. Refused	10	0	10

Weighted Percentages

	F2F		Web		Total	
	Raw	Weights	Raw	Weights	Raw	Weights
1. Working now	32.8	39.6	0.0	0.0	11.4	13.8
2. Temporarily laid off	1.3	1.1	0.0	0.0	0.4	0.4
4. Unemployed	3.7	3.3	0.0	0.0	1.3	1.1
5. Retired	6.2	10.9	0.0	0.0	2.1	3.8
6. Permanently disabled	2.0	2.8	0.0	0.0	0.7	1.0
7. Homemaker	3.7	4.4	0.0	0.0	1.3	1.5
8. Student	0.6	0.7	0.0	0.0	0.2	0.2
-1. Inapplicable	49.1	36.7	100.0	100.0	82.3	78.0
-8. Don't know	0.1	0.1	0.0	0.0	0.1	0.0
-9. Refused	0.5	0.4	0.0	0.0	0.2	0.2

dem_emptytypesp_2nd

Label: PRE: FTF ONLY: Ordered spouse/partner employment status- 2nd mention

Unweighted Frequencies

	F2F	Web	Total
5. Retired	13	0	13
6. Permanently disabled	19	0	19
7. Homemaker	49	0	49
8. Student	38	0	38
-1. Inapplicable	1937	3860	5797

Weighted Percentages

	F2F		Web		Total	
	Raw	Weights	Raw	Weights	Raw	Weights
5. Retired	0.6	0.7	0.0	0.0	0.2	0.2
6. Permanently disabled	0.9	1.0	0.0	0.0	0.3	0.3
7. Homemaker	2.4	3.1	0.0	0.0	0.8	1.1
8. Student	1.8	1.8	0.0	0.0	0.6	0.6
-1. Inapplicable	94.2	93.4	100.0	100.0	98.0	97.7

dem_emptytypesp_3rd

Label: PRE: FTF ONLY: Ordered spouse/partner employment status- 3rd mention

Unweighted Frequencies

	F2F	Web	Total
7. Homemaker	3	0	3
8. Student	5	0	5
-1. Inapplicable	2048	3860	5908

Weighted Percentages

	F2F		Web		Total	
	Raw	Weights	Raw	Weights	Raw	Weights
7. Homemaker	0.1	0.2	0.0	0.0	0.1	0.1
8. Student	0.2	0.2	0.0	0.0	0.1	0.1
-1. Inapplicable	99.6	99.6	100.0	100.0	99.9	99.9

dem_emptytypesp_4th

Label: PRE: FTF ONLY: Ordered spouse/partner employment status- 4th mention

Unweighted Frequencies

	F2F	Web	Total
8. Student	1	0	1
-1. Inapplicable	2055	3860	5915

Weighted Percentages

	F2F		Web		Total	
	Raw	Weights	Raw	Weights	Raw	Weights
-9. Refused	0.0	0.0	0.0	0.0	0.0	0.0
-8. Don't know	0.0	0.0	0.0	0.0	0.0	0.0
-6. Not asked, unit nonresponse	0.0	0.0	0.0	0.0	0.0	0.0
-4. Error	0.0	0.0	0.0	0.0	0.0	0.0
-3. Restricted access	0.0	0.0	0.0	0.0	0.0	0.0
-1. Inapplicable	100.0	100.0	100.0	100.0	100.0	100.0
1. Working now	0.0	0.0	0.0	0.0	0.0	0.0
2. Temporarily laid off	0.0	0.0	0.0	0.0	0.0	0.0
4. Unemployed	0.0	0.0	0.0	0.0	0.0	0.0
5. Retired	0.0	0.0	0.0	0.0	0.0	0.0
6. Permanently disabled	0.0	0.0	0.0	0.0	0.0	0.0
7. Homemaker	0.0	0.0	0.0	0.0	0.0	0.0
8. Student	0.0	0.0	0.0	0.0	0.0	0.0

dem_emptytypesp_work

Label: PRE: Spouse/partner employment status: mention working now

Unweighted Frequencies

	F2F	Web	Total
0. Not selected by R	373	1000	1373
1. Selected by R	674	1395	2069
-1. Inapplicable	1009	1465	2474

Weighted Percentages

	F2F		Web		Total	
	Raw	Weights	Raw	Weights	Raw	Weights
0. Not selected by R	18.1	23.6	25.9	24.9	23.2	24.5
1. Selected by R	32.8	39.6	36.1	36.8	35.0	37.8
-1. Inapplicable	49.1	36.7	38.0	38.3	41.8	37.7

dem_emptytypesp_layoff

Label: PRE: Spouse/partner employment status: mention temporarily laid off

Unweighted Frequencies

	F2F	Web	Total
0. Not selected by R	1021	2357	3378
1. Selected by R	26	38	64
-1. Inapplicable	1009	1465	2474

Weighted Percentages

	F2F		Web		Total	
	Raw	Weights	Raw	Weights	Raw	Weights
0. Not selected by R	49.7	62.2	61.1	60.5	57.1	61.1
1. Selected by R	1.3	1.1	1.0	1.2	1.1	1.1
-1. Inapplicable	49.1	36.7	38.0	38.3	41.8	37.7

dem_emptytypesp_unemp

Label: PRE: Spouse/partner employment status: mention unemployed

Unweighted Frequencies

	F2F	Web	Total
0. Not selected by R	970	2271	3241
1. Selected by R	77	124	201
-1. Inapplicable	1009	1465	2474

Weighted Percentages

	F2F		Web		Total	
	Raw	Weights	Raw	Weights	Raw	Weights
0. Not selected by R	47.2	60.0	58.8	58.2	54.8	58.8
1. Selected by R	3.7	3.3	3.2	3.5	3.4	3.4
-1. Inapplicable	49.1	36.7	38.0	38.3	41.8	37.7

dem_emptytypesp_retire

Label: PRE: Spouse/partner employment status: mention retired

Unweighted Frequencies

	F2F	Web	Total
0. Not selected by R	907	1873	2780
1. Selected by R	140	522	662
-1. Inapplicable	1009	1465	2474

Weighted Percentages

	F2F		Web		Total	
	Raw	Weights	Raw	Weights	Raw	Weights
0. Not selected by R	44.1	51.7	48.5	50.5	47.0	50.9
1. Selected by R	6.8	11.6	13.5	11.2	11.2	11.3
-1. Inapplicable	49.1	36.7	38.0	38.3	41.8	37.7

dem_emptytypesp_disabled

Label: PRE: Spouse/partner employment status: mention permanently disabled

Unweighted Frequencies

	F2F	Web	Total
0. Not selected by R	986	2287	3273
1. Selected by R	61	108	169
-1. Inapplicable	1009	1465	2474

Weighted Percentages

	F2F		Web		Total	
	Raw	Weights	Raw	Weights	Raw	Weights
0. Not selected by R	48.0	59.5	59.2	58.9	55.3	59.1
1. Selected by R	3.0	3.7	2.8	2.8	2.9	3.2
-1. Inapplicable	49.1	36.7	38.0	38.3	41.8	37.7

dem_emptytypesp_hmaker

Label: PRE: Spouse/partner employment status: mention homemaker

Unweighted Frequencies

	F2F	Web	Total
0. Not selected by R	919	2153	3072
1. Selected by R	128	242	370
-1. Inapplicable	1009	1465	2474

Weighted Percentages

	F2F		Web		Total	
	Raw	Weights	Raw	Weights	Raw	Weights
0. Not selected by R	44.7	55.6	55.8	55.4	51.9	55.5
1. Selected by R	6.2	7.7	6.3	6.3	6.3	6.8
-1. Inapplicable	49.1	36.7	38.0	38.3	41.8	37.7

dem_emptytypesp_student

Label: PRE: Spouse/partner employment status: mention student

Unweighted Frequencies

	F2F	Web	Total
0. Not selected by R	991	2345	3336
1. Selected by R	56	50	106
-1. Inapplicable	1009	1465	2474

Weighted Percentages

	F2F		Web		Total	
	Raw	Weights	Raw	Weights	Raw	Weights
0. Not selected by R	48.2	60.5	60.8	59.9	56.4	60.1
1. Selected by R	2.7	2.7	1.3	1.8	1.8	2.1
-1. Inapplicable	49.1	36.7	38.0	38.3	41.8	37.7

dem_emptytypesp_dkrf

Label: PRE: Spouse/partner employment status: mention DK/RF

Unweighted Frequencies

	F2F	Web	Total
0. Not selected by R	1034	2385	3419
1. DK selected by R	3	0	3
2. RF selected by R	10	10	20
-1. Inapplicable	1009	1465	2474

Weighted Percentages

	F2F		Web		Total	
	Raw	Weights	Raw	Weights	Raw	Weights
0. Not selected by R	50.3	62.7	61.8	61.3	57.8	61.8
1. DK selected by R	0.1	0.1	0.0	0.0	0.1	0.0
2. RF selected by R	0.5	0.4	0.3	0.4	0.3	0.4
-1. Inapplicable	49.1	36.7	38.0	38.3	41.8	37.7

dem_csesjobsp

Label: Spouse/partner job
Position: Pre-election survey, section-item no. 62-40.5
Description: Demographics
Question: What is your [spouse's/partner's] main occupation? (What kind of work does your [spouse/partner] do? What are the most important activities or duties?)
Universe: IF R IS MARRIED/PARTNERED AND HAS MENTIONED SPOUSE/PARTNER IS WORKING:
Logic: Ask if EMPTYPESP has 1 coded for any mention, else skip. Load 'spouse' if DEM MARITAL in(1,2); load 'partner' if DEM PARTN=1.
Source: Respondent

1 unique outcome.

Unweighted Frequencies

	<u>Count</u>
1	<u>5916</u>

dem_unionhh

Label: Anyone in HH belong to labor union
Position: Pre-election survey, section-item no. 62-41.1
Description: Demographics
Question: Do you or anyone else in this household belong to a labor union or to an employee association similar to a union?
Source: Respondent

Unweighted Frequencies

	F2F	Web	Total
1. Yes	286	642	928
2. No	1751	3208	4959
-8. Don't know	18	0	18
-9. Refused	1	10	11

Weighted Percentages

	F2F		Web		Total	
	Raw	Weights	Raw	Weights	Raw	Weights
1. Yes	13.9	16.2	16.6	16.5	15.7	16.4
2. No	85.2	82.8	83.1	83.1	83.8	83.0
-8. Don't know	0.9	1.0	0.0	0.0	0.3	0.3
-9. Refused	0.0	0.0	0.3	0.4	0.2	0.3

dem_unionwho_1st

Label: PRE: FTF ONLY: Ordered who belongs to labor union- 1st mention

Unweighted Frequencies

	F2F	Web	Total
1. Respondent	180	0	180
2. Spouse/partner	77	0	77
3. Someone else	29	0	29
-1. Inapplicable	1770	3860	5630

Weighted Percentages

	F2F		Web		Total	
	Raw	Weights	Raw	Weights	Raw	Weights
1. Respondent	8.8	9.5	0.0	0.0	3.0	3.3
2. Spouse/partner	3.7	4.6	0.0	0.0	1.3	1.6
3. Someone else	1.4	2.1	0.0	0.0	0.5	0.7
-1. Inapplicable	86.1	83.8	100.0	100.0	95.2	94.4

dem_unionwho_2nd

Label: PRE: FTF ONLY: Ordered who belongs to labor union- 2nd mention

Unweighted Frequencies

	F2F	Web	Total
2. Spouse/partner	24	0	24
3. Someone else	7	0	7
-1. Inapplicable	2025	3860	5885

Weighted Percentages

	F2F		Web		Total	
	Raw	Weights	Raw	Weights	Raw	Weights
2. Spouse/partner	1.2	1.4	0.0	0.0	0.4	0.5
3. Someone else	0.3	0.5	0.0	0.0	0.1	0.2
-1. Inapplicable	98.5	98.1	100.0	100.0	99.5	99.4

dem_unionwho_r

Label: PRE: Who belongs to labor union: mention Respondent

Unweighted Frequencies

	F2F	Web	Total
0. Not selected by R	106	254	360
1. Selected by R	180	388	568
-1. Inapplicable	1770	3218	4988

Weighted Percentages

	F2F		Web		Total	
	Raw	Weights	Raw	Weights	Raw	Weights
0. Not selected by R	5.2	6.8	6.6	7.4	6.1	7.2
1. Selected by R	8.8	9.5	10.1	9.1	9.6	9.2
-1. Inapplicable	86.1	83.8	83.4	83.5	84.3	83.6

dem_unionwho_spouse

Label: PRE: Who belongs to labor union: mention spouse

Unweighted Frequencies

	F2F	Web	Total
0. Not selected by R	185	403	588
1. Selected by R	101	239	340
-1. Inapplicable	1770	3218	4988

Weighted Percentages

	F2F		Web		Total	
	Raw	Weights	Raw	Weights	Raw	Weights
0. Not selected by R	9.0	10.2	10.4	10.2	9.9	10.2
1. Selected by R	4.9	6.0	6.2	6.3	5.7	6.2
-1. Inapplicable	86.1	83.8	83.4	83.5	84.3	83.6

dem_unionwho_personoth

Label: PRE: Who belongs to labor union: mention another person

Unweighted Frequencies

	F2F	Web	Total
0. Not selected by R	250	575	825
1. Selected by R	36	67	103
-1. Inapplicable	1770	3218	4988

Weighted Percentages

	F2F		Web		Total	
	Raw	Weights	Raw	Weights	Raw	Weights
0. Not selected by R	12.2	13.6	14.9	14.2	13.9	14.0
1. Selected by R	1.8	2.6	1.7	2.3	1.7	2.4
-1. Inapplicable	86.1	83.8	83.4	83.5	84.3	83.6

dem_unionwho_dkrf

Label: PRE: Who belongs to labor union: mention DK/RF

Unweighted Frequencies

	F2F	Web	Total
0. Not selected by R	286	640	926
1. DK selected by R	0	2	2
-1. Inapplicable	1770	3218	4988

Weighted Percentages

	F2F		Web		Total	
	Raw	Weights	Raw	Weights	Raw	Weights
0. Not selected by R	13.9	16.2	16.6	16.4	15.7	16.4
1. DK selected by R	0.0	0.0	0.1	0.0	0.0	0.0
-1. Inapplicable	86.1	83.8	83.4	83.5	84.3	83.6

dem_class

Label: Think of self as belonging to class
Position: Pre-election survey, section-item no. 62-46
Description: Demographics
Question: There's been some talk these days about different social classes. Most people say they belong either to the middle class or the working class. Do you ever think of yourself as belonging in one of these classes?
Source: Respondent

Unweighted Frequencies

	F2F	Web	Total
1. Yes	1348	2697	4045
2. No	666	1149	1815
-8. Don't know	31	0	31
-9. Refused	11	14	25

Weighted Percentages

	F2F		Web		Total	
	Raw	Weights	Raw	Weights	Raw	Weights
1. Yes	65.6	70.0	69.9	68.9	68.4	69.3
2. No	32.4	27.8	29.8	30.5	30.7	29.6
-8. Don't know	1.5	1.6	0.0	0.0	0.5	0.5
-9. Refused	0.5	0.6	0.4	0.6	0.4	0.6

dem_whichclass

Label: Social Class: working or middle
Position: Pre-election survey, section-item no. 62-47
Description: Demographics
Question: Which one?
Universe: IF R THINKS OF SELF AS MEMBER OF EITHER MIDDLE OR WORK-
ING CLASS:
Logic: Ask if DEM CLASS=1, else skip.
Web Logic: Online, display only response options 1 and 2. Bank with previous
question, CLASS.
Source: Respondent

Unweighted Frequencies

	F2F	Web	Total
0. Lower class or poor (VOL)	31	0	31
1. Middle class	621	1721	2342
2. Working class	655	974	1629
3. Both (VOL)	33	0	33
4. Upper class (VOL)	4	0	4
5. Other (SPECIFY)	1	0	1
-1. Inapplicable	708	1163	1871
-8. Don't know	2	0	2
-9. Refused	1	2	3

Weighted Percentages

	F2F		Web		Total	
	Raw	Weights	Raw	Weights	Raw	Weights
0. Lower class or poor (VOL)	1.5	1.0	0.0	0.0	0.5	0.3
1. Middle class	30.2	39.3	44.6	42.3	39.6	41.3
2. Working class	31.9	27.4	25.2	26.5	27.5	26.9
3. Both (VOL)	1.6	2.0	0.0	0.0	0.6	0.7
4. Upper class (VOL)	0.2	0.2	0.0	0.0	0.1	0.1
-1. Inapplicable	34.4	30.0	30.1	31.1	31.6	30.7
-8. Don't know	0.1	0.2	0.0	0.0	0.0	0.1
-9. Refused	0.0	0.0	0.1	0.1	0.1	0.0

dem_whichclass_othtxt

Label: PRE: Other specify- Social Class: working or middle

3 unique outcomes.

Unweighted Frequencies

	Count
<NULL>	5914
both	1
lower middle	1

dem_chclass

Label: Social Class: had to choose working/middle
Position: Pre-election survey, section-item no. 62-48
Description: Demographics
Question: Well, if you had to make a choice, would you call yourself MIDDLE CLASS or WORKING CLASS?
Universe: IF R DOESN'T THINK/ DK IF THINKS OF SELF AS MIDDLE OR WORKING CLASS:
Logic: Ask if DEM CLASS in(2,DK), else skip.
Web Logic: Online, display only response options 1 and 2.
Source: Respondent

Unweighted Frequencies

	F2F	Web	Total
0. Upper class (VOL)	8	0	8
1. Middle class	196	492	688
2. Working class	378	646	1024
3. Neither (VOL)	37	0	37
4. Lower class or poor (VOL)	27	0	27
5. Other (SPECIFY)	3	0	3
-1. Inapplicable	1359	2697	4056
-8. Don't know	41	0	41
-9. Refused	7	25	32

Weighted Percentages

	F2F		Web		Total	
	Raw	Weights	Raw	Weights	Raw	Weights
0. Upper class (VOL)	0.4	0.7	0.0	0.0	0.1	0.3
1. Middle class	9.5	10.4	12.7	12.5	11.6	11.8
2. Working class	18.4	13.9	16.7	17.5	17.3	16.3
3. Neither (VOL)	1.8	1.4	0.0	0.0	0.6	0.5
4. Lower class or poor (VOL)	1.3	1.1	0.0	0.0	0.5	0.4
5. Other (SPECIFY)	0.1	0.1	0.0	0.0	0.1	0.0
-1. Inapplicable	66.1	70.6	69.9	68.9	68.6	69.5
-8. Don't know	2.0	1.5	0.0	0.0	0.7	0.5
-9. Refused	0.3	0.3	0.6	1.0	0.5	0.8

dem_chclass_othtxt

Label: PRE: Other specify- Social Class: had to choose working/middle

4 unique outcomes.

Unweighted Frequencies

	Count
<NULL>	5913
first class	1
I don't believe in classes.	1
I thought the middle class was the working class	1

dem_avgclass

Label: Social class: average or upper working/middle class
Position: Pre-election survey, section-item no. 62-49
Description: Demographics
Question: Would you say that you are about AVERAGE [middle/working] class or that you are in the UPPER PART of the [middle/working] class?]
Universe: IF R THINKS OF SELF AS MIDDLE CLASS / IF R THINKS OF SELF AS WORKING CLASS:
Logic: Ask if DEM WHICHCLASS in(1,2) or DEM CHCLASS in(1,2), else skip. Load 'middle' if DEM WHICHCLASS=1 or DEM CHCLASS=1; load 'working' if DEM WHICHCLASS=2 or DEM CHCLASS=2.
Web Logic: Online, display only response options 1 and 2.
Source: Respondent

Unweighted Frequencies

	F2F	Web	Total
0. Lower class or poor (VOL)	27	0	27
1. Average <middle/working> class	1408	2996	4404
2. Upper <middle/working> class	292	825	1117
3. Lower <middle/working class> (VOL)	85	0	85
4. Upper class (VOL)	6	0	6
5. Other (SPECIFY)	4	0	4
-1. Inapplicable	206	27	233
-8. Don't know	27	0	27
-9. Refused	1	12	13

Weighted Percentages

	F2F		Web		Total	
	Raw	Weights	Raw	Weights	Raw	Weights
0. Lower class or poor (VOL)	1.3	1.4	0.0	0.0	0.5	0.5
1. Average <middle/working> class	68.5	66.0	77.6	79.3	74.4	74.7
2. Upper <middle/working> class	14.2	17.9	21.4	19.4	18.9	18.9
3. Lower <middle/working class> (VOL)	4.1	4.0	0.0	0.0	1.4	1.4
4. Upper class (VOL)	0.3	0.4	0.0	0.0	0.1	0.2
5. Other (SPECIFY)	0.2	0.1	0.0	0.0	0.1	0.0
-1. Inapplicable	10.0	9.1	0.7	1.0	3.9	3.8
-8. Don't know	1.3	1.1	0.0	0.0	0.5	0.4
-9. Refused	0.0	0.0	0.3	0.2	0.2	0.1

dem_avgclass_othtxt

Label: PRE: Other specify- Social class: avg or upper working/middle class

5 unique outcomes.

Unweighted Frequencies

	<u>Count</u>
<NULL>	5912
Lower middle class	1
middle	1
neither	1
None	<u>1</u>

dem_hisp

Label: R: Are you Spanish, Hispanic, or Latino
Position: Pre-election survey, section-item no. 62-50.5
Description: Demographics
Question: Are you Spanish, Hispanic, or Latino?
Source: Respondent

Unweighted Frequencies

	F2F	Web	Total
1. Yes	474	533	1007
2. No	1577	3314	4891
-8. Don't know	2	0	2
-9. Refused	3	13	16

Weighted Percentages

	F2F		Web		Total	
	Raw	Weights	Raw	Weights	Raw	Weights
1. Yes	23.1	10.9	13.8	11.2	17.0	11.1
2. No	76.7	89.0	85.9	88.4	82.7	88.6
-8. Don't know	0.1	0.1	0.0	0.0	0.0	0.0
-9. Refused	0.1	0.1	0.3	0.5	0.3	0.3

dem_hisptyp_1st

Label: PRE: FTF ONLY: Ordered mentions Hispanic type - 1st mention

Unweighted Frequencies

	F2F	Web	Total
1. Mexican	92	0	92
2. Mexican-American	200	0	200
3. Chicano	42	0	42
4. Puerto Rican	45	0	45
5. Cuban	11	0	11
6. Cuban-American	4	0	4
7. Other	73	0	73
-1. Inapplicable	1582	3860	5442
-8. Don't know	5	0	5
-9. Refused	2	0	2

Weighted Percentages

	F2F		Web		Total	
	Raw	Weights	Raw	Weights	Raw	Weights
1. Mexican	4.5	1.9	0.0	0.0	1.6	0.7
2. Mexican-American	9.7	3.5	0.0	0.0	3.4	1.2
3. Chicano	2.0	0.7	0.0	0.0	0.7	0.2
4. Puerto Rican	2.2	1.4	0.0	0.0	0.8	0.5
5. Cuban	0.5	0.5	0.0	0.0	0.2	0.2
6. Cuban-American	0.2	0.2	0.0	0.0	0.1	0.1
7. Other	3.6	2.6	0.0	0.0	1.2	0.9
-1. Inapplicable	76.9	89.1	100.0	100.0	92.0	96.2
-8. Don't know	0.2	0.1	0.0	0.0	0.1	0.1
-9. Refused	0.1	0.1	0.0	0.0	0.0	0.0

dem_hisptyp_2nd

Label: PRE: FTF ONLY: Ordered mentions Hispanic type - 2nd mention

Unweighted Frequencies

	F2F	Web	Total
1. Mexican	1	0	1
2. Mexican-American	7	0	7
3. Chicano	6	0	6
4. Puerto Rican	1	0	1
5. Cuban	2	0	2
7. Other	5	0	5
-1. Inapplicable	2034	3860	5894

Weighted Percentages

	F2F		Web		Total	
	Raw	Weights	Raw	Weights	Raw	Weights
2. Mexican-American	0.3	0.2	0.0	0.0	0.1	0.1
3. Chicano	0.3	0.1	0.0	0.0	0.1	0.0
5. Cuban	0.1	0.0	0.0	0.0	0.0	0.0
7. Other	0.2	0.1	0.0	0.0	0.1	0.0
-1. Inapplicable	98.9	99.6	100.0	100.0	99.6	99.8

dem_hisptyp_mex

Label: PRE: R: Which Hispanic group are you- mention Mexican

Unweighted Frequencies

	F2F	Web	Total
0. Not selected by R	382	409	791
1. Selected by R	92	124	216
-1. Inapplicable	1582	3327	4909

Weighted Percentages

	F2F		Web		Total	
	Raw	Weights	Raw	Weights	Raw	Weights
0. Not selected by R	18.6	9.0	10.6	8.4	13.4	8.6
1. Selected by R	4.5	1.9	3.2	2.7	3.7	2.4
-1. Inapplicable	76.9	89.1	86.2	88.8	83.0	88.9

dem_hisptyp_mexam

Label: PRE: R: Which Hispanic group are you- mention Mexican-American

Unweighted Frequencies

	F2F	Web	Total
0. Not selected by R	267	340	607
1. Selected by R	207	193	400
-1. Inapplicable	1582	3327	4909

Weighted Percentages

	F2F		Web		Total	
	Raw	Weights	Raw	Weights	Raw	Weights
0. Not selected by R	13.0	7.2	8.8	7.1	10.3	7.1
1. Selected by R	10.1	3.7	5.0	4.1	6.8	4.0
-1. Inapplicable	76.9	89.1	86.2	88.8	83.0	88.9

dem_hisptyp_chicano

Label: PRE: R: Which Hispanic group are you- mention Chicano

Unweighted Frequencies

	F2F	Web	Total
0. Not selected by R	426	502	928
1. Selected by R	48	31	79
-1. Inapplicable	1582	3327	4909

Weighted Percentages

	F2F		Web		Total	
	Raw	Weights	Raw	Weights	Raw	Weights
0. Not selected by R	20.7	10.1	13.0	10.5	15.7	10.4
1. Selected by R	2.3	0.8	0.8	0.6	1.3	0.7
-1. Inapplicable	76.9	89.1	86.2	88.8	83.0	88.9

dem_hisptyp_puertorican

Label: PRE: R: Which Hispanic group are you- mention Puerto Rican

Unweighted Frequencies

	F2F	Web	Total
0. Not selected by R	428	469	897
1. Selected by R	46	64	110
-1. Inapplicable	1582	3327	4909

Weighted Percentages

	F2F		Web		Total	
	Raw	Weights	Raw	Weights	Raw	Weights
0. Not selected by R	20.8	9.5	12.2	9.9	15.2	9.7
1. Selected by R	2.2	1.4	1.7	1.3	1.9	1.3
-1. Inapplicable	76.9	89.1	86.2	88.8	83.0	88.9

dem_hisptyp_cuban

Label: PRE: R: Which Hispanic group are you- mention Cuban

Unweighted Frequencies

	F2F	Web	Total
0. Not selected by R	461	495	956
1. Selected by R	13	38	51
-1. Inapplicable	1582	3327	4909

Weighted Percentages

	F2F		Web		Total	
	Raw	Weights	Raw	Weights	Raw	Weights
0. Not selected by R	22.4	10.3	12.8	10.9	16.2	10.7
1. Selected by R	0.6	0.5	1.0	0.3	0.9	0.4
-1. Inapplicable	76.9	89.1	86.2	88.8	83.0	88.9

dem_hisptyp_cubanam

Label: PRE: R: Which Hispanic group are you- mention Cuban-American

Unweighted Frequencies

	F2F	Web	Total
0. Not selected by R	470	513	983
1. Selected by R	4	20	24
-1. Inapplicable	1582	3327	4909

Weighted Percentages

	F2F		Web		Total	
	Raw	Weights	Raw	Weights	Raw	Weights
0. Not selected by R	22.9	10.7	13.3	10.9	16.6	10.8
1. Selected by R	0.2	0.2	0.5	0.3	0.4	0.2
-1. Inapplicable	76.9	89.1	86.2	88.8	83.0	88.9

dem_hisptyp_othhisp

Label: PRE: R: Which Hispanic group are you- mention other Hispanic

Unweighted Frequencies

	F2F	Web	Total
0. Not selected by R	394	431	825
1. Selected by R	80	102	182
-1. Inapplicable	1582	3327	4909

Weighted Percentages

	F2F		Web		Total	
	Raw	Weights	Raw	Weights	Raw	Weights
0. Not selected by R	19.2	8.2	11.2	8.7	13.9	8.5
1. Selected by R	3.9	2.7	2.6	2.5	3.1	2.6
-1. Inapplicable	76.9	89.1	86.2	88.8	83.0	88.9

dem_hisptyp_dkrf

Label: PRE: R: Which Hispanic group are you- DK/RF

Unweighted Frequencies

	F2F	Web	Total
0. Not selected by R	467	533	1000
1. DK selected by R	5	0	5
2. RF selected by R	2	0	2
-1. Inapplicable	1582	3327	4909

Weighted Percentages

	F2F		Web		Total	
	Raw	Weights	Raw	Weights	Raw	Weights
0. Not selected by R	22.7	10.7	13.8	11.2	16.9	11.0
1. DK selected by R	0.2	0.1	0.0	0.0	0.1	0.1
2. RF selected by R	0.1	0.1	0.0	0.0	0.0	0.0
-1. Inapplicable	76.9	89.1	86.2	88.8	83.0	88.9

dem_hispoth

Label: R: Other Hispanic group
Position: Pre-election survey, section-item no. 62-51.6
Description: Demographics
Question: What is the name of your other Spanish, Hispanic, or Latino group?
Universe: IF R INDICATES SELF AS SPANISH, HISPANIC, OR LATINO: IF SPANISH/HISPANIC/LATINO GROUP IS 'OTHER' FOR ANY MENTION:
Logic: Ask if DEM HISPTYP mentions include code 7, else skip.
Source: Respondent

1 unique outcome.

Unweighted Frequencies

	<u>Count</u>
-1. Inapplicable	0
-3. Restricted access	5916
-4. Error	0
-6. Not asked, unit nonresponse	0
-8. Don't know	0
-9. Refused	<u>0</u>

dem_hispmost

Label: R: Hispanic group R most identifies with
 Position: Pre-election survey, section-item no. 62-51.7
 Description: Demographics
 Question: Which group do you most closely identify with?
 Universe: IF R INDICATES SELF AS SPANISH, HISPANIC, OR LATINO: IF R GIVES MORE THAN 1 SPANISH/HISPANIC/LATINO MENTION:
 Logic: Ask if count of mentions in DEM HISPTYP having values in(1,2,3,4,5,6,7) totals more than 1; else skip.
 Source: Respondent

Unweighted Frequencies

	F2F	Web	Total
1. Mexican	6	3	9
2. Mexican-American	7	22	29
3. Chicano	4	1	5
4. Puerto Rican	1	0	1
5. Cuban	1	2	3
6. Cuban-American	0	2	2
7. Other (SPECIFY)	2	3	5
-1. Inapplicable	2034	3827	5861
-8. Don't know	1	0	1

Weighted Percentages

	F2F		Web		Total	
	Raw	Weights	Raw	Weights	Raw	Weights
1. Mexican	0.3	0.2	0.1	0.0	0.2	0.1
2. Mexican-American	0.3	0.1	0.6	0.5	0.5	0.4
3. Chicano	0.2	0.1	0.0	0.0	0.1	0.0
5. Cuban	0.0	0.0	0.1	0.0	0.1	0.0
6. Cuban-American	0.0	0.0	0.1	0.0	0.0	0.0
7. Other (SPECIFY)	0.1	0.0	0.1	0.1	0.1	0.0
-1. Inapplicable	98.9	99.6	99.1	99.4	99.1	99.4

dem_hispmost_oth

Label: PRE: RESTRICTED: Other specify- Hispanic group R most identifies with

1 unique outcome.

Unweighted Frequencies

	<u>Count</u>
-1. Inapplicable	0
-3. Restricted access	5916
-4. Error	0
-6. Not asked, unit nonresponse	0
-8. Don't know	0
-9. Refused	<u>0</u>

dem_racecps_1st

Label: PRE: RESTRICTED: FTF ONLY: Ordered race self-identification: 1st mention

Unweighted Frequencies

	F2F	Web	Total
01. White	1287	0	1287
02. Black or African-American	554	0	554
03. American Indian or Alaska Native	35	0	35
04. Asian	24	0	24
05. Native Hawaiian or other Pacific Islander	9	0	9
90. Other mention is 'none' or 'neither' (VOL)	7	0	7
95. Other (SPECIFY) <not codeable to 01-90>	75	0	75
-1. Inapplicable	0	3860	3860
-8. Don't know	50	0	50
-9. Refused	15	0	15

Weighted Percentages

	F2F		Web		Total	
	Raw	Weights	Raw	Weights	Raw	Weights
01. White	62.6	81.2	0.0	0.0	21.8	28.2
02. Black or African-American	26.9	12.8	0.0	0.0	9.4	4.4
03. American Indian or Alaska Native	1.7	0.7	0.0	0.0	0.6	0.2
04. Asian	1.2	1.3	0.0	0.0	0.4	0.5
05. Native Hawaiian or other Pacific Islander	0.4	0.2	0.0	0.0	0.2	0.1
90. Other mention is 'none' or 'neither' (VOL)	0.3	0.1	0.0	0.0	0.1	0.0
95. Other (SPECIFY) <not codeable to 01-90>	3.6	2.5	0.0	0.0	1.3	0.9
-1. Inapplicable	0.0	0.0	100.0	100.0	65.2	65.2
-8. Don't know	2.4	0.9	0.0	0.0	0.8	0.3
-9. Refused	0.7	0.3	0.0	0.0	0.3	0.1

dem_racecps_2nd

Label: PRE: RESTRICTED: FTF ONLY: Ordered race self-identification:
2nd mention

Unweighted Frequencies

	F2F	Web	Total
01. White	1	0	1
02. Black or African-American	24	0	24
03. American Indian or Alaska Native	71	0	71
04. Asian	6	0	6
05. Native Hawaiian or other Pacific Islander	10	0	10
90. Other mention is 'none' or 'neither' (VOL)	1	0	1
95. Other (SPECIFY) <not codeable to 01-90>	12	0	12
-1. Inapplicable	1931	3860	5791

Weighted Percentages

	F2F		Web		Total	
	Raw	Weights	Raw	Weights	Raw	Weights
02. Black or African-American	1.2	0.9	0.0	0.0	0.4	0.3
03. American Indian or Alaska Native	3.5	2.6	0.0	0.0	1.2	0.9
04. Asian	0.3	0.3	0.0	0.0	0.1	0.1
05. Native Hawaiian or other Pacific Islander	0.5	0.4	0.0	0.0	0.2	0.1
95. Other (SPECIFY) <not codeable to 01-90>	0.6	0.3	0.0	0.0	0.2	0.1
-1. Inapplicable	93.9	95.4	100.0	100.0	97.9	98.4

dem_racecps_3rd

Label: PRE: RESTRICTED: FTF ONLY: Ordered race self-identification: 3rd mention

Unweighted Frequencies

	F2F	Web	Total
01. White	1	0	1
03. American Indian or Alaska Native	12	0	12
04. Asian	1	0	1
05. Native Hawaiian or other Pacific Islander	1	0	1
95. Other (SPECIFY) <not codeable to 01-90>	1	0	1
-1. Inapplicable	2040	3860	5900

Weighted Percentages

	F2F		Web		Total	
	Raw	Weights	Raw	Weights	Raw	Weights
03. American Indian or Alaska Native	0.6	0.4	0.0	0.0	0.2	0.1
-1. Inapplicable	99.2	99.5	100.0	100.0	99.7	99.8

dem_racecps_white

Label: PRE: Race self-identification: mention White

Unweighted Frequencies

	F2F	Web	Total
0. Not selected by R	769	807	1576
1. Selected by R	1287	3053	4340

Weighted Percentages

	F2F		Web		Total	
	Raw	Weights	Raw	Weights	Raw	Weights
0. Not selected by R	37.4	18.8	20.9	20.0	26.6	19.6
1. Selected by R	62.6	81.2	79.1	80.0	73.4	80.4

dem_racecps_black

Label: PRE: Race self-identification: mention Black

Unweighted Frequencies

	F2F	Web	Total
0. Not selected by R	1478	3306	4784
1. Selected by R	578	554	1132

Weighted Percentages

	F2F		Web		Total	
	Raw	Weights	Raw	Weights	Raw	Weights
0. Not selected by R	71.9	86.3	85.6	87.4	80.9	87.1
1. Selected by R	28.1	13.7	14.4	12.6	19.1	12.9

dem_racecps_native

Label: PRE: RESTRICTED: Race self-identification: mention Native American

Unweighted Frequencies

	F2F	Web	Total
0. Not selected by R	1939	3771	5710
1. Selected by R	117	89	206

Weighted Percentages

	F2F		Web		Total	
	Raw	Weights	Raw	Weights	Raw	Weights
0. Not selected by R	94.3	96.3	97.7	98.1	96.5	97.5
1. Selected by R	5.7	3.7	2.3	1.9	3.5	2.5

dem_racecps_asian

Label: PRE: RESTRICTED: Race self-identification: mention Asian

Unweighted Frequencies

	F2F	Web	Total
0. Not selected by R	2025	3784	5809
1. Selected by R	31	76	107

Weighted Percentages

	F2F		Web		Total	
	Raw	Weights	Raw	Weights	Raw	Weights
0. Not selected by R	98.5	98.4	98.0	97.7	98.2	97.9
1. Selected by R	1.5	1.6	2.0	2.3	1.8	2.1

dem_racecps_pacif

Label: PRE: RESTRICTED: Race self-identification: mention Pacific Islander

Unweighted Frequencies

	F2F	Web	Total
0. Not selected by R	2036	3849	5885
1. Selected by R	20	11	31

Weighted Percentages

	F2F		Web		Total	
	Raw	Weights	Raw	Weights	Raw	Weights
0. Not selected by R	99.0	99.4	99.7	99.6	99.5	99.5
1. Selected by R	1.0	0.6	0.3	0.4	0.5	0.5

dem_racecps_othrace

Label: PRE: Race self-identification: mention other race

Unweighted Frequencies

	F2F	Web	Total
0. Not selected by R	1960	3674	5634
1. Selected by R	96	186	282

Weighted Percentages

	F2F		Web		Total	
	Raw	Weights	Raw	Weights	Raw	Weights
0. Not selected by R	95.3	97.1	95.2	96.3	95.2	96.6
1. Selected by R	4.7	2.9	4.8	3.7	4.8	3.4

dem_racecps_racedkrf

Label: PRE: Race self-identification: DK/RF

Unweighted Frequencies

	F2F	Web	Total
0. Not selected by R	1991	3833	5824
1. DK selected by R	50	0	50
2. RF selected by R	15	27	42

Weighted Percentages

	F2F		Web		Total	
	Raw	Weights	Raw	Weights	Raw	Weights
0. Not selected by R	96.8	98.7	99.3	99.1	98.4	99.0
1. DK selected by R	2.4	0.9	0.0	0.0	0.8	0.3
2. RF selected by R	0.7	0.3	0.7	0.9	0.7	0.7

dem_racecps_oth

Label: PRE: RESTRICTED: Other specify- Race self-identification

1 unique outcome.

Unweighted Frequencies

	<u>Count</u>
-1. Inapplicable	0
-3. Restricted access	5916
-4. Error	0
-6. Not asked, unit nonresponse	0
-8. Don't know	0
-9. Refused	<u>0</u>

dem_raceeth

Label: PRE: SUMMARY- R race and ethnicity group

Unweighted Frequencies

	F2F	Web	Total
1. White non-Hispanic	918	2577	3495
2. Black non-Hispanic	511	505	1016
3. Hispanic	474	533	1007
4. Other non-Hispanic	144	225	369
-8. Don't know	2	0	2
-9. Refused	7	20	27

Weighted Percentages

	F2F		Web		Total	
	Raw	Weights	Raw	Weights	Raw	Weights
1. White non-Hispanic	44.6	70.6	66.8	70.5	59.1	70.5
2. Black non-Hispanic	24.9	11.9	13.1	11.8	17.2	11.9
3. Hispanic	23.1	10.9	13.8	11.2	17.0	11.1
4. Other non-Hispanic	7.0	6.3	5.8	5.9	6.2	6.0
-8. Don't know	0.1	0.1	0.0	0.0	0.0	0.0
-9. Refused	0.3	0.3	0.5	0.6	0.5	0.5

dem_ethnic

Label: Ethnic or nationality group
Position: Pre-election survey, section-item no. 62-52.51
Description: Demographics
Question: In addition to being American, what do you consider your main ethnic group or nationality group?
Source: Respondent

1 unique outcome.

Unweighted Frequencies

	<u>Count</u>
1	<u>5916</u>

dem_numeth

Label: FTF ONLY: IWR CHECKPOINT: number of ethnic mentions
 Position: Pre-election survey, section-item no. 62-52.6
 Description: Demographics
 Question: INTERVIEWER CHECKPOINT: NUMBER OF ETHNIC GROUPS MENTIONED BY R:
 Logic: Onscreen, please display the text of the response to DEM ETHNIC for the IWR to view when coding this variable.
 Source: IWR

Unweighted Frequencies

	F2F	Web	Total
0. None in addition to American (incl DK) and R did not refuse or indicate no knowledge	412	0	412
1. One	1302	0	1302
2. More than one (two or more)	316	0	316
3. Respondent refused to answer or R said no knowledge of own ethnicity (e.g. adopted)	26	0	26
-1. Inapplicable	0	3860	3860

Weighted Percentages

	F2F		Web		Total	
	Raw	Weights	Raw	Weights	Raw	Weights
0. None in addition to American (incl DK) and R did not refuse or indicate no knowledge	20.0	22.3	0.0	0.0	7.0	7.7
1. One	63.3	56.4	0.0	0.0	22.0	19.6
2. More than one (two or more)	15.4	20.2	0.0	0.0	5.3	7.0
3. Respondent refused to answer or R said no knowledge of own ethnicity (e.g. adopted)	1.3	1.1	0.0	0.0	0.4	0.4
-1. Inapplicable	0.0	0.0	100.0	100.0	65.2	65.2

dem_mosteth

Label: Ethnic group most close
Position: Pre-election survey, section-item no. 62-53
Description: Demographics
Question: With which of these groups do you most closely identify?
Universe: IF R MENTIONED MORE THAN 1 NATIONALITY/ETHNIC GROUP:
Logic: Ask if DEM NUMETH=2, else skip.
Web Logic: Online, the UNIVERSE for this question is all Rs who type more than 9 characters in response to ETHNIC. The QUESTION text to display is ♦With which single ethnic or nationality group do you most closely identify?♦
Source: Respondent

1 unique outcome.

Unweighted Frequencies

	<u>Count</u>
1	<u>5916</u>

dem_parents

Label: Native status of parents
Position: Pre-election survey, section-item no. 62-57
Description: Demographics
Question: Where were your parents born? Were they both born in the U.S., was only one born in the U.S., or were both born in another country?
Source: Respondent

Unweighted Frequencies

	F2F	Web	Total
1. Both parents born in the U.S.	1582	3097	4679
2. One parent born in the U.S.	141	264	405
3. Neither parent born in the U.S.	326	489	815
-8. Don't know	6	0	6
-9. Refused	1	10	11

Weighted Percentages

	F2F		Web		Total	
	Raw	Weights	Raw	Weights	Raw	Weights
1. Both parents born in the U.S.	76.9	83.3	80.2	82.2	79.1	82.6
2. One parent born in the U.S.	6.9	5.7	6.8	6.4	6.8	6.2
3. Neither parent born in the U.S.	15.9	10.7	12.7	11.0	13.8	10.9
-8. Don't know	0.3	0.3	0.0	0.0	0.1	0.1
-9. Refused	0.0	0.0	0.3	0.4	0.2	0.3

dem_nativity

Label: Rs: born U.S., Puerto Rico, or some other count
 Position: Pre-election survey, section-item no. 62-58
 Description: Demographics
 Question: In what state, country, or territory were you born?
 Logic: All respondents asked.
 Source: Respondent

Unweighted Frequencies

	F2F	Web	Total
1. A U.S. state or D.C.	1816	3412	5228
2. Puerto Rico	16	34	50
3. Another U.S. territory (Guam, Amer. Samoa, US Virgin Islands)	0	19	19
4. Another country (SPECIFY) <not codeable to 1,2,3>	216	347	563
11. U.S. mention for Other Specify	5	30	35
-8. Don't know	1	0	1
-9. Refused	2	18	20

Weighted Percentages

	F2F		Web		Total	
	Raw	Weights	Raw	Weights	Raw	Weights
1. A U.S. state or D.C.	88.3	91.6	88.4	90.1	88.4	90.6
2. Puerto Rico	0.8	0.5	0.9	0.6	0.8	0.6
3. Another U.S. territory (Guam, Amer. Samoa, US Virgin Islands)	0.0	0.0	0.5	0.6	0.3	0.4
4. Another country (SPECIFY) <not codeable to 1,2,3>	10.5	7.6	9.0	7.3	9.5	7.4
11. U.S. mention for Other Specify	0.2	0.2	0.8	0.8	0.6	0.6
-9. Refused	0.1	0.1	0.5	0.7	0.3	0.5

dem_nativity_oth

Label: PRE: RESTRICTED: Oth spec- R: born U.S., Puerto Rico, or other country

1 unique outcome.

Unweighted Frequencies

	<u>Count</u>
-1. Inapplicable	0
-3. Restricted access	5916
-4. Error	0
-6. Not asked, unit nonresponse	0
-8. Don't know	0
-9. Refused	<u>0</u>

dem_hispgpar

Label: LATINO Rs: how many grandparents born outside the U.S.
 Position: Pre-election survey, section-item no. 62-59
 Description: Demographics
 Question: How many of your grandparents, if any, were born outside the U.S.A.?
 Universe: IF R INDICATES SELF AS SPANISH, HISPANIC, OR LATINO:
 Logic: Ask if DEM HISP=1, else skip.
 Source: Respondent

Unweighted Frequencies

	F2F	Web	Total
0. None	104	131	235
1. One	33	33	66
2. Two	88	77	165
3. Three	14	15	29
4. All	211	276	487
-1. Inapplicable	1582	3327	4909
-8. Don't know	23	0	23
-9. Refused	1	1	2

Weighted Percentages

	F2F		Web		Total	
	Raw	Weights	Raw	Weights	Raw	Weights
0. None	5.1	2.4	3.4	3.1	4.0	2.8
1. One	1.6	0.7	0.9	0.6	1.1	0.6
2. Two	4.3	2.0	2.0	1.8	2.8	1.9
3. Three	0.7	0.2	0.4	0.4	0.5	0.3
4. All	10.3	4.9	7.2	5.3	8.2	5.2
-1. Inapplicable	76.9	89.1	86.2	88.8	83.0	88.9
-8. Don't know	1.1	0.7	0.0	0.0	0.4	0.2

dem_hispcntry

Label: LATINO Rs: country of Latino heritage
Position: Pre-election survey, section-item no. 62-60
Description: Demographics
Question: Families of Hispanic or Latino background in the United States come from many different countries. From which country do you trace your Latino heritage?
Universe: IF R INDICATES SELF AS SPANISH, HISPANIC, OR LATINO:
Logic: Ask if DEM HISP=1, else skip.
Source: Respondent

1 unique outcome.

Unweighted Frequencies

	Count
1. Argentina	0
2. Bolivia	0
3. Chile	0
4. Colombia	0
-1. Inapplicable	0
-3. Restricted access	5916
-4. Error	0
-6. Not asked, unit nonresponse	0
-8. Don't know	0
-9. Refused	0

dem_hispcntry_oth

Label: PRE: RESTRICTED: Other specify- LATINO Rs: country of Latino heritage

1 unique outcome.

Unweighted Frequencies

	<u>Count</u>
-1. Inapplicable	0
-3. Restricted access	5916
-4. Error	0
-6. Not asked, unit nonresponse	0
-8. Don't know	0
-9. Refused	<u>0</u>

dem_arr

Label: PRE: RESTRICTED: NON-US BORN Rs: When did R arrive in U.S.

1 unique outcome.

Unweighted Frequencies

	<u>Count</u>
-1. Inapplicable	0
-3. Restricted access	5916
-4. Error	0
-6. Not asked, unit nonresponse	0
-8. Don't know	0
-9. Refused	<u>0</u>

dem_arrperiod

Label: PRE: NON-US BORN Rs: Time period when R arrived in U.S.

Unweighted Frequencies

	F2F	Web	Total
1. Arrived before 1970	41	0	41
2. Arrived 1970-1989	93	0	93
3. Arrived 1990-1999	57	0	57
4. Arrived 2000-2012	35	0	35
-1. Inapplicable	1819	3860	5679
-8. Don't know	7	0	7
-9. Refused	4	0	4

Weighted Percentages

	F2F		Web		Total	
	Raw	Weights	Raw	Weights	Raw	Weights
1. Arrived before 1970	2.0	2.3	0.0	0.0	0.7	0.8
2. Arrived 1970-1989	4.5	2.7	0.0	0.0	1.6	0.9
3. Arrived 1990-1999	2.8	1.9	0.0	0.0	1.0	0.7
4. Arrived 2000-2012	1.7	1.1	0.0	0.0	0.6	0.4
-1. Inapplicable	88.5	91.7	100.0	100.0	96.0	97.1
-8. Don't know	0.3	0.1	0.0	0.0	0.1	0.1
-9. Refused	0.2	0.2	0.0	0.0	0.1	0.1

dem_cit

Label: PRE: RESTRICTED: NON-US BORN Rs: In what year did R become a U.S. citizen

1 unique outcome.

Unweighted Frequencies

	<u>Count</u>
7777. Born outside the U.S. but born a U.S. citizen (VOL)	0
-1. Inapplicable	0
-3. Restricted access	5916
-4. Error	0
-6. Not asked, unit nonresponse	0
-8. Don't know	0
-9. Refused	<u>0</u>

dem_citperiod

Label: PRE: NON-US BORN Rs: Time period when R became citizen

Unweighted Frequencies

	F2F	Web	Total
1. Became citizen before 1970	23	0	23
2. Became citizen 1970-1989	36	0	36
3. Became citizen 1990-1999	47	0	47
4. Became citizen 2000-2012	100	0	100
7. Born outside the U.S. but born a U.S. citizen (VOL)	9	0	9
-1. Inapplicable	1819	3860	5679
-8. Don't know	14	0	14
-9. Refused	8	0	8

Weighted Percentages

	F2F		Web		Total	
	Raw	Weights	Raw	Weights	Raw	Weights
1. Became citizen before 1970	1.1	1.5	0.0	0.0	0.4	0.5
2. Became citizen 1970-1989	1.8	1.2	0.0	0.0	0.6	0.4
3. Became citizen 1990-1999	2.3	1.6	0.0	0.0	0.8	0.6
4. Became citizen 2000-2012	4.9	2.7	0.0	0.0	1.7	0.9
7. Born outside the U.S. but born a U.S. citizen (VOL)	0.4	0.3	0.0	0.0	0.2	0.1
-1. Inapplicable	88.5	91.7	100.0	100.0	96.0	97.1
-8. Don't know	0.7	0.6	0.0	0.0	0.2	0.2
-9. Refused	0.4	0.3	0.0	0.0	0.1	0.1

dem_hisplang

Label: LATINO Rs: language at home
 Position: Pre-election survey, section-item no. 62-63
 Description: Demographics
 Question: What language do you primarily speak at home with your family?
 Is it only English, mostly English, only Spanish, mostly Spanish,
 or both languages equally?
 Universe: IF R INDICATES SELF AS SPANISH, HISPANIC, OR LATINO:
 Logic: Ask if DEM HISP=1, else skip.
 Source: Respondent

Unweighted Frequencies

	F2F	Web	Total
1. Only English	148	145	293
2. Mostly English	86	90	176
3. Both languages equally	142	166	308
4. Mostly Spanish	64	98	162
5. Only Spanish	34	33	67
-1. Inapplicable	1582	3327	4909
-9. Refused	0	1	1

Weighted Percentages

	F2F		Web		Total	
	Raw	Weights	Raw	Weights	Raw	Weights
1. Only English	7.2	3.6	3.8	3.6	5.0	3.6
2. Mostly English	4.2	1.8	2.3	2.0	3.0	1.9
3. Both languages equally	6.9	3.1	4.3	3.0	5.2	3.0
4. Mostly Spanish	3.1	1.4	2.5	1.8	2.7	1.6
5. Only Spanish	1.7	1.0	0.9	0.8	1.1	0.9
-1. Inapplicable	76.9	89.1	86.2	88.8	83.0	88.9

dem2_ch10less

Label: How many children in HH age 10 and younger
 Position: Pre-election survey, section-item no. 62.6-1
 Description: Demographics2
 Question: How many children age 10 or younger live in this household?
 Source: Respondent

Unweighted Frequencies

	F2F	Web	Total
0. No children age 10 or younger	1451	3107	4558
1. One child age 10 or younger	290	739	1029
2. Two or more children age 10 or younger	313	0	313
-9. Refused	2	14	16

Weighted Percentages

	F2F		Web		Total	
	Raw	Weights	Raw	Weights	Raw	Weights
0. No children age 10 or younger	70.6	72.7	80.5	76.8	77.0	75.4
1. One child age 10 or younger	14.1	13.8	19.1	22.5	17.4	19.5
2. Two or more children age 10 or younger	15.2	13.5	0.0	0.0	5.3	4.7
-9. Refused	0.1	0.1	0.4	0.7	0.3	0.5

dem2_ch11to17

Label: How many children in HH age 11-17
 Position: Pre-election survey, section-item no. 62.6-2
 Description: Demographics2
 Question: How many children ages 11 to 17 live in this household?/ How many children ages 11 to 17 live in this household including you?
 Universe: IF R IS NOT 17 YEARS OLD/ IF R IS 17 YEARS OLD:
 Logic: "Logic should be simpler as: If DEM BIRTHYR=1994 and DEM BIRTHMO <> current month, use ""including you"" else omit phrase"
 Source: Respondent

Unweighted Frequencies

	F2F	Web	Total
0. No children age 11-17	1638	3249	4887
1. One child age 11-17	272	595	867
2. Two or more children age 11-17	143	0	143
-9. Refused	3	16	19

Weighted Percentages

	F2F		Web		Total	
	Raw	Weights	Raw	Weights	Raw	Weights
0. No children age 11-17	79.7	81.7	84.2	83.2	82.6	82.7
1. One child age 11-17	13.2	11.9	15.4	16.1	14.7	14.6
2. Two or more children age 11-17	7.0	6.3	0.0	0.0	2.4	2.2
-9. Refused	0.1	0.1	0.4	0.7	0.3	0.5

dem2_numchild

Label: PRE: Total Number of children in HH

Unweighted Frequencies

	F2F	Web	Total
0. No children in household	1235	2765	4000
1. One child in household	319	464	783
2. Two children in household	281	414	695
3. Three or more children in household	218	217	435
-9. Refused	3	0	3

Weighted Percentages

	F2F		Web		Total	
	Raw	Weights	Raw	Weights	Raw	Weights
0. No children in household	60.1	62.0	71.6	68.0	67.6	65.9
1. One child in household	15.5	15.8	12.0	13.9	13.2	14.5
2. Two children in household	13.7	14.0	10.7	11.8	11.7	12.6
3. Three or more children in household	10.6	8.1	5.6	6.3	7.4	6.9
-9. Refused	0.1	0.1	0.0	0.0	0.1	0.0

dem2_schenrl_1st

Label: PRE: FTF ONLY: Ordered school enrollment of child(ren)- 1st mention

Unweighted Frequencies

	F2F	Web	Total
1. Public school	629	0	629
2. Private religious school	36	0	36
3. Private non-religious school	20	0	20
4. Home school	15	0	15
5. Not enrolled in school	114	0	114
-1. Inapplicable	1238	3860	5098
-8. Don't know	3	0	3
-9. Refused	1	0	1

Weighted Percentages

	F2F		Web		Total	
	Raw	Weights	Raw	Weights	Raw	Weights
1. Public school	30.6	27.6	0.0	0.0	10.6	9.6
2. Private religious school	1.8	2.3	0.0	0.0	0.6	0.8
3. Private non-religious school	1.0	1.0	0.0	0.0	0.3	0.4
4. Home school	0.7	1.2	0.0	0.0	0.3	0.4
5. Not enrolled in school	5.5	5.6	0.0	0.0	1.9	1.9
-1. Inapplicable	60.2	62.1	100.0	100.0	86.2	86.8
-8. Don't know	0.1	0.1	0.0	0.0	0.1	0.0
-9. Refused	0.0	0.1	0.0	0.0	0.0	0.0

dem2_schenrl_2nd

Label: PRE: FTF ONLY: Ordered school enrollment of child(ren)- 2nd mention

Unweighted Frequencies

	F2F	Web	Total
2. Private religious school	7	0	7
3. Private non-religious school	4	0	4
4. Home school	2	0	2
5. Not enrolled in school	24	0	24
-1. Inapplicable	2019	3860	5879

Weighted Percentages

	F2F		Web		Total	
	Raw	Weights	Raw	Weights	Raw	Weights
2. Private religious school	0.3	0.6	0.0	0.0	0.1	0.2
3. Private non-religious school	0.2	0.2	0.0	0.0	0.1	0.1
4. Home school	0.1	0.1	0.0	0.0	0.0	0.1
5. Not enrolled in school	1.2	1.0	0.0	0.0	0.4	0.3
-1. Inapplicable	98.2	98.0	100.0	100.0	99.4	99.3

dem2_schenrl_3rd

Label: PRE: FTF ONLY: Ordered school enrollment of child(ren)- 3rd mention

Unweighted Frequencies

	F2F	Web	Total
3. Private non-religious school	1	0	1
4. Home school	1	0	1
-1. Inapplicable	2054	3860	5914

Weighted Percentages

	F2F		Web		Total	
	Raw	Weights	Raw	Weights	Raw	Weights
-9. Refused	0.0	0.0	0.0	0.0	0.0	0.0
-8. Don't know	0.0	0.0	0.0	0.0	0.0	0.0
-6. Not asked, unit nonresponse	0.0	0.0	0.0	0.0	0.0	0.0
-4. Error	0.0	0.0	0.0	0.0	0.0	0.0
-3. Restricted access	0.0	0.0	0.0	0.0	0.0	0.0
-1. Inapplicable	99.9	99.9	100.0	100.0	100.0	100.0
1. Public school	0.0	0.0	0.0	0.0	0.0	0.0
2. Private religious school	0.0	0.0	0.0	0.0	0.0	0.0
3. Private non-religious school	0.0	0.0	0.0	0.0	0.0	0.0
4. Home school	0.0	0.0	0.0	0.0	0.0	0.0
5. Not enrolled in school	0.0	0.0	0.0	0.0	0.0	0.0

dem2_schenrl_public

Label: PRE: School enrollment of child(ren)- mention public

Unweighted Frequencies

	F2F	Web	Total
0. Not selected by R	189	310	499
1. Selected by R	629	785	1414
-1. Inapplicable	1238	2765	4003

Weighted Percentages

	F2F		Web		Total	
	Raw	Weights	Raw	Weights	Raw	Weights
0. Not selected by R	9.2	10.3	8.0	9.5	8.4	9.8
1. Selected by R	30.6	27.6	20.3	22.5	23.9	24.3
-1. Inapplicable	60.2	62.1	71.6	68.0	67.7	66.0

dem2_schenrl_privrel

Label: PRE: School enrollment of child(ren)- mention private religious

Unweighted Frequencies

	F2F	Web	Total
0. Not selected by R	775	1001	1776
1. Selected by R	43	94	137
-1. Inapplicable	1238	2765	4003

Weighted Percentages

	F2F		Web		Total	
	Raw	Weights	Raw	Weights	Raw	Weights
0. Not selected by R	37.7	35.0	25.9	29.8	30.0	31.6
1. Selected by R	2.1	2.9	2.4	2.2	2.3	2.4
-1. Inapplicable	60.2	62.1	71.6	68.0	67.7	66.0

dem2_schenrl_privnonrel

Label: PRE: School enrollment of child(ren)- mention private nonreligious

Unweighted Frequencies

	F2F	Web	Total
0. Not selected by R	793	1060	1853
1. Selected by R	25	35	60
-1. Inapplicable	1238	2765	4003

Weighted Percentages

	F2F		Web		Total	
	Raw	Weights	Raw	Weights	Raw	Weights
0. Not selected by R	38.6	36.6	27.5	31.1	31.3	33.0
1. Selected by R	1.2	1.3	0.9	0.9	1.0	1.0
-1. Inapplicable	60.2	62.1	71.6	68.0	67.7	66.0

dem2_schenrl_home

Label: PRE: School enrollment of child(ren)- mention home school

Unweighted Frequencies

	F2F	Web	Total
0. Not selected by R	800	1046	1846
1. Selected by R	18	49	67
-1. Inapplicable	1238	2765	4003

Weighted Percentages

	F2F		Web		Total	
	Raw	Weights	Raw	Weights	Raw	Weights
0. Not selected by R	38.9	36.5	27.1	30.8	31.2	32.8
1. Selected by R	0.9	1.3	1.3	1.1	1.1	1.2
-1. Inapplicable	60.2	62.1	71.6	68.0	67.7	66.0

dem2_schenrl_enrollno

Label: PRE: School enrollment of child(ren)- mention no enrollment

Unweighted Frequencies

	F2F	Web	Total
0. Not selected by R	680	924	1604
1. Selected by R	138	171	309
-1. Inapplicable	1238	2765	4003

Weighted Percentages

	F2F		Web		Total	
	Raw	Weights	Raw	Weights	Raw	Weights
0. Not selected by R	33.1	31.3	23.9	25.7	27.1	27.6
1. Selected by R	6.7	6.6	4.4	6.3	5.2	6.4
-1. Inapplicable	60.2	62.1	71.6	68.0	67.7	66.0

dem2_schenrl_enrolldkrf

Label: PRE: School enrollment of child(ren)- DK/RF

Unweighted Frequencies

	F2F	Web	Total
0. Not selected by R	814	1094	1908
1. DK selected by R	3	0	3
2. RF selected by R	1	1	2
-1. Inapplicable	1238	2765	4003

Weighted Percentages

	F2F		Web		Total	
	Raw	Weights	Raw	Weights	Raw	Weights
0. Not selected by R	39.6	37.7	28.3	31.9	32.3	33.9
1. DK selected by R	0.1	0.1	0.0	0.0	0.1	0.0
2. RF selected by R	0.0	0.1	0.0	0.1	0.0	0.1
-1. Inapplicable	60.2	62.1	71.6	68.0	67.7	66.0

dem2_inethome

Label: Internet use at home
Position: Pre-election survey, section-item no. 62.6-6
Description: Demographics2
Question: Do you or does anyone in this household connect to the Internet from home?
Web Logic: Online, change 'this' to 'your' and set 'from home' in bold type.
Source: Respondent

Unweighted Frequencies

	F2F	Web	Total
1. Yes	1608	3533	5141
2. No	448	317	765
-9. Refused	0	10	10

Weighted Percentages

	F2F		Web		Total	
	Raw	Weights	Raw	Weights	Raw	Weights
1. Yes	78.2	84.4	91.5	89.6	86.9	87.8
2. No	21.8	15.6	8.2	9.9	12.9	11.9
-9. Refused	0.0	0.0	0.3	0.5	0.2	0.3

dem2_inettyp

Label: Broadband or dial-up home Internet connection
Position: Pre-election survey, section-item no. 62.6-7
Description: Demographics2
Question: Do you currently access the Internet at home using a regular 'dial-up' telephone, DSL, cable modem, fiber optics, satellite, wireless (such as Wi-Fi), mobile phone or PDA, or some other broadband internet connection, or something else?
Universe: IF SOMEONE IN HOUSEHOLD CONNECTS TO THE INTERNET FROM HOME:
Logic: Ask if DEM2 INETHOME=1, else skip.
Source: Respondent

Unweighted Frequencies

	F2F	Web	Total
1. A regular 'dial-up' telephone	29	334	363
2. DSL, cable modem, fiber optics, satellite, wireless (such as Wi-Fi), mobile phone or	1556	3153	4709
3. Something else	8	45	53
-1. Inapplicable	448	327	775
-8. Don't know	14	0	14
-9. Refused	1	1	2

Weighted Percentages

	F2F		Web		Total	
	Raw	Weights	Raw	Weights	Raw	Weights
1. A regular 'dial-up' telephone	1.4	1.3	8.7	9.6	6.1	6.7
2. DSL, cable modem, fiber optics, satellite, wireless (such as Wi-Fi), mobile phone or	75.7	82.3	81.7	78.6	79.6	79.9
3. Something else	0.4	0.3	1.2	1.3	0.9	1.0
-1. Inapplicable	21.8	15.6	8.5	10.4	13.1	12.2
-8. Don't know	0.7	0.5	0.0	0.0	0.2	0.2

dem2_landline

Label: Number of landline telephone numbers at home
 Position: Pre-election survey, section-item no. 62.6-8
 Description: Demographics2
 Question: How many residential landline telephone numbers are there in your household? A residential landline number is a phone number that can be used to call your home, that is not only for a business, and that is not a cell phone.
 Source: Respondent

Unweighted Frequencies

	F2F	Web	Total
0	918	891	1809
1	1066	2695	3761
2	59	165	224
3	5	56	61
4	5	26	31
5	1	6	7
-8	1	0	1
-9	1	21	22

Weighted Percentages

	F2F		Web		Total	
	Raw	Weights	Raw	Weights	Raw	Weights
0	44.6	35.3	23.1	29.5	30.6	31.5
1	51.8	59.7	69.8	63.7	63.6	62.3
2	2.9	4.2	4.3	4.0	3.8	4.1
3	0.2	0.2	1.5	1.6	1.0	1.1
4	0.2	0.3	0.7	0.5	0.5	0.4
5	0.0	0.2	0.2	0.1	0.1	0.2
-9	0.0	0.0	0.5	0.7	0.4	0.4

dem2_cellnum

Label: Number of cell phone numbers in household
Position: Pre-election survey, section-item no. 62.6-9
Description: Demographics2
Question: How many cell phone numbers are there in your household that are ever answered for personal calls?
Source: Respondent

Unweighted Frequencies

	F2F	Web	Total
0	104	301	405
1	668	1107	1775
2	764	1580	2344
3	300	484	784
4	156	265	421
5	53	75	128
6	8	19	27
7	0	6	6
9	0	1	1
10	1	2	3
-8	1	0	1
-9	1	20	21

Weighted Percentages

	F2F		Web		Total	
	Raw	Weights	Raw	Weights	Raw	Weights
0	5.1	4.8	7.8	7.9	6.8	6.8
1	32.5	22.7	28.7	27.2	30.0	25.6
2	37.2	42.1	40.9	41.4	39.6	41.6
3	14.6	15.5	12.5	12.8	13.3	13.7
4	7.6	10.4	6.9	7.0	7.1	8.2
5	2.6	3.6	1.9	2.0	2.2	2.6
6	0.4	0.5	0.5	0.5	0.5	0.5
7	0.0	0.0	0.2	0.2	0.1	0.1
10	0.0	0.2	0.1	0.1	0.1	0.1
-9	0.0	0.1	0.5	0.8	0.4	0.6

dem2_cellpers

Label: Does R personally have a cell phone
 Position: Pre-election survey, section-item no. 62.6-10
 Description: Demographics2
 Question: Do you personally have a cell phone, or not?
 Universe: IF AT LEAST 1 CELL PHONE NUMBER IN HOUSEHOLD:
 Logic: Ask if DEM2 CELLNUM > 0 or DK, else skip.
 Source: Respondent

Unweighted Frequencies

	F2F	Web	Total
1. Yes	1861	3347	5208
2. No	89	192	281
-1. Inapplicable	105	321	426
-9. Refused	1	0	1

Weighted Percentages

	F2F		Web		Total	
	Raw	Weights	Raw	Weights	Raw	Weights
1. Yes	90.5	90.8	86.7	85.7	88.0	87.5
2. No	4.3	4.2	5.0	5.5	4.7	5.1
-1. Inapplicable	5.1	4.9	8.3	8.7	7.2	7.4

dem2_smartph

Label: Is R's cell phone a smartphone
 Position: Pre-election survey, section-item no. 62.6-11
 Description: Demographics2
 Question: Do you have a 'smartphone' or not? By 'smartphone,' we mean a cell phone that will run apps and connect to the Internet, like an iPhone, Blackberry, or Android phone.
 Universe: IF R HAS A CELL PHONE:
 Logic: Ask if DEM2 CELLPERS=1, else skip.
 Source: Respondent

Unweighted Frequencies

	F2F	Web	Total
1. Yes, have a smartphone	1023	1566	2589
2. No smartphone	833	1780	2613
-1. Inapplicable	195	513	708
-8. Don't know	5	0	5
-9. Refused	0	1	1

Weighted Percentages

	F2F		Web		Total	
	Raw	Weights	Raw	Weights	Raw	Weights
1. Yes, have a smartphone	49.8	49.8	40.6	41.9	43.8	44.7
2. No smartphone	40.5	40.6	46.1	43.8	44.2	42.7
-1. Inapplicable	9.5	9.2	13.3	14.3	12.0	12.5
-8. Don't know	0.2	0.4	0.0	0.0	0.1	0.1

dem3_grewup

Label: Where R grew up
Position: Pre-election survey, section-item no. 62.7-1
Description: Demographics3
Question: Where was it that you grew up?
Source: Respondent

1 unique outcome.

Unweighted Frequencies

	<u>Count</u>
-1. Inapplicable	0
-2. Missing; coded in next release	5916
-3. Restricted access	0
-4. Error	0
-6. Not asked, unit nonresponse	0
-8. Don't know	0
-9. Refused	0

dem3_yearscomm

Label: How long lived in this community YRS
Position: Pre-election survey, section-item no. 62.7-2
Description: Demographics3
Question: How long have you lived in your present community? YEARS:
Universe: IF R LIVES IN CITY/ IF R LIVES IN A TOWN/ IF R LIVES IN A TOWNSHIP/ IF R LIVES IN RURAL AREA OF COUNTY:
Logic: Message should be: Time period greater than age. If birthyear not in(DK,RF) and CITYYR not in(DK,RF) and ((2012-birthyear)+1) < CITYYR then the message should display 'Time period grater than age'
Source: Respondent

23 unique outcomes. 10 most frequently appearing outcomes:

Unweighted Frequencies

	Count
40. 40 or more years	811
01. 0-1 years	576
03. 2-1 years	519
05. 4-1 years	449
07. 6-1 years	397
11. 10-11 years	370
09. 8-1 years	311
13. 12-13 years	290
21. 20-21 years	284
15. 14-15 years	273

dem3_moscomm

Label: How long lived in this community MONTHS
Position: Pre-election survey, section-item no. 62.7-2.2
Description: Demographics3
Question: MONTHS:
Universe: IF R LIVES IN CITY/ IF R LIVES IN A TOWN/ IF R LIVES IN A TOWNSHIP/ IF R LIVES IN RURAL AREA OF COUNTY:
Logic: If DEM2 CITYMON > 11 and DEM2 CITYYR > 0 then error message('more than 11 months cannot be entered if number of years is 1 or greater').
Source: Respondent

1 unique outcome.

Unweighted Frequencies

	<u>Count</u>
-1. Inapplicable	0
-3. Restricted access	5916
-4. Error	0
-6. Not asked, unit nonresponse	0
-8. Don't know	0
-9. Refused	<u>0</u>

dem3_prevzip

Label: Zip Code of previous residence
Position: Pre-election survey, section-item no. 62.7-4
Description: Demographics3
Question: What was the zip code where you previously lived?
Universe: IF R HAS LIVED IN CURRENT COMMUNITY LESS THAN 2 YEARS:
Logic: Calculate total months in community as variable commtot: if DEM3 CITYYR ge 0 and DEM3 CITYYR le 100 and DEM3 CITYMON not in(DK,RF) then commtot = (DEM3 CITYYR * 12) + DEM3 CITYMON elseif DEM3 CITYYR ge 0 and DEM3 CITYYR le 100 and DEM3 CITYMON in(DK,RF) then commtot=12*DEM3 CITYYR else if DEM3 CITYYR=777 and agecalc R is not missing then commtot= agecalc R * 12 else commtot = missing. Ask if (commtot ge 0 and commtot lt 24) or (commtot =missing). Length of response field limited to 5 chars. Entry should be checked as follows: a) if length of entry < 5 then error message ('enter zip code 5- digit value'); b) if char string does not convert to numeric value then error message ('nonnumeric value, please correct'); c) if converted value of char string does not evaluate to a numeric value between 500 and 99999 then error message ('not a valid zip code for the U.S. or Puerto Rico (00500-99999)').
Source: Respondent

1 unique outcome.

Unweighted Frequencies

	<u>Count</u>
-1. Inapplicable	0
-3. Restricted access	5916
-4. Error	0
-6. Not asked, unit nonresponse	0
-8. Don't know	0
-9. Refused	0

dem3_prevcty

Label: City/state of previous residence
Position: Pre-election survey, section-item no. 62.7-4.5
Description: Demographics3
Question: What was the city and state where you previously lived?
Universe: IF R HAS LIVED IN CURRENT COMMUNITY LESS THAN 2 YEARS: IF
R DOES NOT KNOW THE ZIP CODE OF WHERE PREVIOUSLY LIVED:
Logic: Ask if DEM3 PREVZIP = DK, else skip
Source: Respondent

1 unique outcome.

Unweighted Frequencies

	<u>Count</u>
-1. Inapplicable	0
-3. Restricted access	5916
-4. Error	0
-6. Not asked, unit nonresponse	0
-8. Don't know	0
-9. Refused	<u>0</u>

dem3_ownhome

Label: Does R family own/rent home
 Position: Pre-election survey, section-item no. 62.7-6
 Description: Demographics3
 Question: [Do you/Does your family] own your home, pay rent, or what?
 Universe: IF R IS NOT LIVING AT HOME WITH FAMILY MEMBERS / IF R IS LIVING AT HOME WITH 1 OR MORE FAMILY MEMBERS:
 Logic: If FINANCE FINFAM = 0 then use 'you' If FINANCE FINFAM > 0 or in(DK,RF) or missing use 'your family living here'
 Source: Respondent

Unweighted Frequencies

	F2F	Web	Total
1. Own home	1110	2797	3907
2. Pay rent	910	962	1872
5. Other (SPECIFY)	26	86	112
-8. Don't know	6	0	6
-9. Refused	4	15	19

Weighted Percentages

	F2F		Web		Total	
	Raw	Weights	Raw	Weights	Raw	Weights
1. Own home	54.0	70.2	72.5	71.6	66.0	71.1
2. Pay rent	44.3	28.0	24.9	25.4	31.6	26.3
5. Other (SPECIFY)	1.3	1.1	2.2	2.3	1.9	1.8
-8. Don't know	0.3	0.4	0.0	0.0	0.1	0.1
-9. Refused	0.2	0.4	0.4	0.7	0.3	0.6

dem3_ownhome_othtxt

Label: PRE: Other specify- Does R family own/rent home

89 unique outcomes. 10 most frequently appearing outcomes:

Unweighted Frequencies

	<u>Count</u>
<NULL>	5821
<REDACTED EMPLOYER-PROVIDED HOUSING>	4
buying	2
mortgage	2
Mortgage	2
pay mortgage	2
<REDACTED NAME OF NURSING HOME>	1
10 yr lease	1
5th wheel rv	1
both own and rent (2 homes)	<u>1</u>

dem3_namech

Label: Name ever changed
 Position: Pre-election survey, section-item no. 62.7-7
 Description: Demographics3
 Question: Has your name ever changed or have you never changed your first or last name?/ Has your name ever changed (for example, because you got married), or have you never changed your first or last name?
 Universe: IF R IS NOT FEMALE/ IF R IS FEMALE:
 Logic: If GEND GENDOBS = 2 load '(for example, because you got married)', otherwise not.
 Source: Respondent

Unweighted Frequencies

	F2F	Web	Total
1. Have changed name	698	1216	1914
2. Never changed name	1349	2624	3973
-9. Refused	9	20	29

Weighted Percentages

	F2F		Web		Total	
	Raw	Weights	Raw	Weights	Raw	Weights
1. Have changed name	33.9	36.5	31.5	32.4	32.4	33.8
2. Never changed name	65.6	63.1	68.0	66.9	67.2	65.5
-9. Refused	0.4	0.4	0.5	0.7	0.5	0.6

dem3_namechyr

Label: Year of most recent change
Position: Pre-election survey, section-item no. 62.7-8
Description: Demographics3
Question: What year did you most recently change your name?
Universe: IF R HAS CHANGED NAME:
Logic: Ask if DEM3 NAME3=1, else skip
Source: Respondent

1 unique outcome.

Unweighted Frequencies

	<u>Count</u>
-1. Inapplicable	0
-3. Restricted access	5916
-4. Error	0
-6. Not asked, unit nonresponse	0
-8. Don't know	0
-9. Refused	<u>0</u>

dem3_altname

Label: Use of alternate names
 Position: Pre-election survey, section-item no. 62.7-9
 Description: Demographics3
 Question: Have you ever gone by an alternative or different name?
 Source: Respondent

Unweighted Frequencies

	F2F	Web	Total
1. Yes	320	590	910
2 . No	1725	3253	4978
-8. Don't know	2	0	2
-9. Refused	9	17	26

Weighted Percentages

	F2F		Web		Total	
	Raw	Weights	Raw	Weights	Raw	Weights
1. Yes	15.6	17.2	15.3	15.6	15.4	16.1
2 . No	83.9	82.3	84.3	83.7	84.1	83.2
-8. Don't know	0.1	0.1	0.0	0.0	0.0	0.0
-9. Refused	0.4	0.4	0.4	0.7	0.4	0.6

dem3_lenaddr

Label: Years R lived at address
Position: Pre-election survey, section-item no. 62.7-10
Description: Demographics3
Question: How many years have you lived at this address?
Logic: Message should be: Time period greater than age. If birthyear not in(DK,RF) and LENADDRE not in(DK,RF) and ((2012-birthyear)) > LENADDR then the message should display
Source: Respondent

11 unique outcomes. 10 most frequently appearing outcomes:

Unweighted Frequencies

	Count
1. Number of years: 0-1 years	939
8. Number of years: 20-29 years	872
6. Number of years: 10-14 years	840
2. Number of years: 2-3 years	772
9. Number of years: 30 or more years	697
3. Number of years: 4-5 years	568
7. Number of years: 15-19 years	557
5. Number of years: 8-9 years	440
4. Number of years: 6-7 years	177
-9. Refused	48

dem3_add5yr_state

Label: PRE: RESTRICTED: If R has lived in current state <5yrs, R state 5 yrs ago

1 unique outcome.

Unweighted Frequencies

	<u>Count</u>
-1. Inapplicable	0
-3. Restricted access	5916
-4. Error	0
-6. Not asked, unit nonresponse	0
-8. Don't know	0
-9. Refused	<u>0</u>

dem3_add5yr_samestate

Label: PRE: If R has lived in current state <5yrs, R state 5 yrs ago same

1 unique outcome.

Unweighted Frequencies

	<u>Count</u>
1	<u>5916</u>

dem3_driver

Label: Have Driver's License
Position: Pre-election survey, section-item no. 62.7-12
Description: Demographics3
Question: Do you have a non-expired Driver's License?
Source: Respondent

Unweighted Frequencies

	F2F	Web	Total
1. Have a non-expired driver's license	1687	3271	4958
2. Do not have one	366	566	932
-8. Don't know	2	0	2
-9. Refused	1	23	24

Weighted Percentages

	F2F		Web		Total	
	Raw	Weights	Raw	Weights	Raw	Weights
1. Have a non-expired driver's license	82.1	86.1	84.7	82.7	83.8	83.9
2. Do not have one	17.8	13.7	14.7	16.3	15.8	15.4
-8. Don't know	0.1	0.1	0.0	0.0	0.0	0.0
-9. Refused	0.0	0.0	0.6	0.9	0.4	0.6

dem3_passport

Label: Have passport
 Position: Pre-election survey, section-item no. 62.7-13
 Description: Demographics3
 Question: Do you now have a non-expired U.S. passport, or do you not have one?
 Source: Respondent

Unweighted Frequencies

	F2F	Web	Total
1. Have a valid U.S. passport	697	1779	2476
2. Do not have one	1348	2063	3411
-8. Don't know	10	0	10
-9. Refused	1	18	19

Weighted Percentages

	F2F		Web		Total	
	Raw	Weights	Raw	Weights	Raw	Weights
1. Have a valid U.S. passport	33.9	39.3	46.1	41.6	41.9	40.8
2. Do not have one	65.6	60.1	53.4	57.5	57.7	58.4
-8. Don't know	0.5	0.5	0.0	0.0	0.2	0.2
-9. Refused	0.0	0.1	0.5	0.9	0.3	0.6

dem3_govtid

Label: Have government issued ID
 Position: Pre-election survey, section-item no. 62.7-14
 Description: Demographics3
 Question: Do you have another form of non-expired, government issued photo ID, such as a state-issued ID or military ID?
 Universe: IF R DOES NOT HAVE A NON-EXPIRED DRIVER'S LICENSE: IF R DOES NOT HAVE A NON-EXPIRED U.S. PASSPORT:
 Logic: Ask if DEM3 DRIVLIC <> 1 and DEM3 PASSPORT <> 1, else skip.
 Source: Respondent

Unweighted Frequencies

	F2F	Web	Total
1. Have another form of ID	166	205	371
2. Do not have	147	213	360
-1. Inapplicable	1741	3427	5168
-8. Don't know	1	0	1
-9. Refused	1	15	16

Weighted Percentages

	F2F		Web		Total	
	Raw	Weights	Raw	Weights	Raw	Weights
1. Have another form of ID	8.1	6.0	5.3	5.8	6.3	5.9
2. Do not have	7.1	5.8	5.5	6.6	6.1	6.3
-1. Inapplicable	84.7	88.1	88.8	86.9	87.4	87.3
-9. Refused	0.0	0.1	0.4	0.7	0.3	0.5

casistart_iwrset4

Label: FTF CASI ONLY: CASI SETUP 4
 Position: Pre and Post-election survey, section-item no. 62.9-4
 Description: CASI intro and practice screens Pre
 Question: You answer questions by touching the response option with the pen or your finger. When a response is selected, it will turn orange. To answer a question, touch the response you want and then press next [>>]. Do you have a dog?
 Source: Respondent

Unweighted Frequencies

	F2F	Web	Total
1. Yes	899	0	899
2. No	1154	0	1154
-1. Inapplicable	3	3860	3863

Weighted Percentages

	F2F		Web		Total	
	Raw	Weights	Raw	Weights	Raw	Weights
1. Yes	43.7	47.5	0.0	0.0	15.2	16.5
2. No	56.1	52.3	0.0	0.0	19.5	18.2
-1. Inapplicable	0.1	0.2	100.0	100.0	65.3	65.3

casistart_iwrset6

Label: FTF CASI ONLY: CASI SETUP 6
Position: Pre and Post-election survey, section-item no. 62.9-6
Description: CASI intro and practice screens Pre
Question: Other questions will ask you to type an answer in words instead of selecting a response from a list. This morning what did you eat for breakfast? Type in what you ate for breakfast and press next [>>].
Source: Respondent

2 unique outcomes.

Unweighted Frequencies

	Count
0. No text entered	0
1. Text entered	0
-1. Inapplicable	3860
-2. Missing; available in next release	2056

selfgend_gender

Label: FTF CASI ONLY: are you (R) male or female
 Position: Pre-election survey, section-item no. 63.1-1
 Description: CASI: Self-identification of gender
 Question: Are you male or female?
 Universe: IF IWR HAS NOT RECORDED OBSERVATION OF GENDER AT START OF INTERVIEW:
 Logic: Ask if GEND GENDOBS = DK, else skip
 Source: Respondent

Unweighted Frequencies

	F2F	Web	Total
-9. Refused	0	0	0
-8. Don't know	0	0	0
-6. Not asked, unit nonresponse	0	0	0
-4. Error	0	0	0
-3. Restricted access	0	0	0
-1. Inapplicable	2056	3860	5916
1. Male	0	0	0
2. Female	0	0	0

Weighted Percentages

	F2F		Web		Total	
	Raw	Weights	Raw	Weights	Raw	Weights
-9. Refused	0.0	0.0	0.0	0.0	0.0	0.0
-8. Don't know	0.0	0.0	0.0	0.0	0.0	0.0
-6. Not asked, unit nonresponse	0.0	0.0	0.0	0.0	0.0	0.0
-4. Error	0.0	0.0	0.0	0.0	0.0	0.0
-3. Restricted access	0.0	0.0	0.0	0.0	0.0	0.0
-1. Inapplicable	100.0	100.0	100.0	100.0	100.0	100.0
1. Male	0.0	0.0	0.0	0.0	0.0	0.0
2. Female	0.0	0.0	0.0	0.0	0.0	0.0

wealth_stocks

Label: CASI Money invested in Stock Market
 Position: Pre-election survey, section-item no. 63.25-1
 Description: CASI: Assets
 Question: Do you personally, or jointly with a spouse, have any MONEY INVESTED IN THE STOCK MARKET right now -- either in an individual stock or in a mutual fund?
 Source: Respondent

Unweighted Frequencies

	F2F	Web	Total
1. Yes	539	1836	2375
2. No	1410	1983	3393
-8. Don't know	36	0	36
-9. Refused	71	41	112

Weighted Percentages

	F2F		Web		Total	
	Raw	Weights	Raw	Weights	Raw	Weights
1. Yes	26.2	37.4	47.6	41.7	40.1	40.2
2. No	68.6	56.4	51.4	56.8	57.4	56.7
-8. Don't know	1.8	2.1	0.0	0.0	0.6	0.7
-9. Refused	3.5	4.1	1.1	1.4	1.9	2.4

wealth_whoinvest

Label: CASI Work or own investments
 Position: Pre-election survey, section-item no. 63.25-1.1
 Description: CASI: Assets
 Question: Is that from investments through work, investments made on your own, or both?
 Universe: IF R HAS MONEY INVESTED IN THE STOCK MARKET:
 Logic: Ask if WEALTH STOCKS =1, else skip.
 Web Logic: Online, bank with previous question, STOCKS.
 Source: Respondent

Unweighted Frequencies

	F2F	Web	Total
1. Investments through work	189	443	632
2. Investments made on your own	140	587	727
3. Both	198	803	1001
-1. Inapplicable	1517	2024	3541
-8. Don't know	4	0	4
-9. Refused	8	3	11

Weighted Percentages

	F2F		Web		Total	
	Raw	Weights	Raw	Weights	Raw	Weights
1. Investments through work	9.2	10.7	11.5	11.4	10.7	11.2
2. Investments made on your own	6.8	10.3	15.2	12.9	12.3	12.0
3. Both	9.6	15.6	20.8	17.3	16.9	16.7
-1. Inapplicable	73.8	62.6	52.4	58.3	59.9	59.8
-8. Don't know	0.2	0.5	0.0	0.0	0.1	0.2
-9. Refused	0.4	0.5	0.1	0.1	0.2	0.2

wealth_vachome

Label: CASI Owned vacation home
 Position: Pre-election survey, section-item no. 63.25-2
 Description: CASI: Assets
 Question: Which, if any, of the following have you done? Have you ever owned a vacation home that was not your main residence, or not?
 Web Logic: Online, display items 63.25-2 through 63.25-6 on the same screen in a grid. The stem should ask ♦Which, if any, of the following have you ever done?♦ The response columns should be labeled ♦Have done this♦ and ♦Have not done this♦. The stems should all consist only of the verb phrases: owned a vacation home that was not your main residence? owned property that you rented to someone else? been awarded stock grants or options from your employer? etc.
 Source: Respondent

Unweighted Frequencies

	F2F	Web	Total
1. Yes, have done this	124	380	504
2. No, have not	1885	3458	5343
-8. Don't know	10	0	10
-9. Refused	37	22	59

Weighted Percentages

	F2F		Web		Total	
	Raw	Weights	Raw	Weights	Raw	Weights
1. Yes, have done this	6.0	9.3	9.8	8.4	8.5	8.7
2. No, have not	91.7	88.4	89.6	90.9	90.3	90.0
-8. Don't know	0.5	0.5	0.0	0.0	0.2	0.2
-9. Refused	1.8	1.8	0.6	0.7	1.0	1.1

wealth_ownership

Label: CASI Owned property that you rented
 Position: Pre-election survey, section-item no. 63.25-3
 Description: CASI: Assets
 Question: Have you ever owned property that you rented to someone else, or have you never done this?
 Source: Respondent

Unweighted Frequencies

	F2F	Web	Total
1. Yes, have done this	264	739	1003
2. No, have not	1747	3099	4846
-8. Don't know	8	0	8
-9. Refused	37	22	59

Weighted Percentages

	F2F		Web		Total	
	Raw	Weights	Raw	Weights	Raw	Weights
1. Yes, have done this	12.8	16.3	19.1	16.0	17.0	16.1
2. No, have not	85.0	81.6	80.3	83.3	81.9	82.7
-8. Don't know	0.4	0.5	0.0	0.0	0.1	0.2
-9. Refused	1.8	1.6	0.6	0.7	1.0	1.0

wealth_stockgrnts

Label: CASI Awarded stock grants or options
 Position: Pre-election survey, section-item no. 63.25-4
 Description: CASI: Assets
 Question: (Have you ever) Been awarded stock grants or options from your employer?
 Logic: 1. Yes 2. No
 Source: Respondent

Unweighted Frequencies

	F2F	Web	Total
1. Yes, have done this	192	490	682
2. No, have not	1779	3347	5126
-8. Don't know	42	0	42
-9. Refused	43	23	66

Weighted Percentages

	F2F		Web		Total	
	Raw	Weights	Raw	Weights	Raw	Weights
1. Yes, have done this	9.3	11.6	12.7	10.2	11.5	10.7
2. No, have not	86.5	83.1	86.7	89.1	86.6	87.0
-8. Don't know	2.0	2.7	0.0	0.0	0.7	0.9
-9. Refused	2.1	2.6	0.6	0.7	1.1	1.4

wealth_undland

Label: CASI Owned underdeveloped land
 Position: Pre-election survey, section-item no. 63.25-5
 Description: CASI: Assets
 Question: (Have you ever) Owned undeveloped land as an investment or for future development?
 Source: Respondent

Unweighted Frequencies

	F2F	Web	Total
1. Yes, have done this	110	337	447
2. No, have not	1897	3499	5396
-8. Don't know	15	0	15
-9. Refused	34	24	58

Weighted Percentages

	F2F		Web		Total	
	Raw	Weights	Raw	Weights	Raw	Weights
1. Yes, have done this	5.4	7.4	8.7	7.2	7.6	7.3
2. No, have not	92.3	90.2	90.6	92.1	91.2	91.4
-8. Don't know	0.7	0.9	0.0	0.0	0.3	0.3
-9. Refused	1.7	1.5	0.6	0.7	1.0	1.0

wealth_investbus

Label: CASI Invested in someone's business
 Position: Pre-election survey, section-item no. 63.25-6
 Description: CASI: Assets
 Question: (Have you ever) Invested in someone starting a business?
 Source: Respondent

Unweighted Frequencies

	F2F	Web	Total
1. Yes, have done this	144	300	444
2. No, have not	1872	3539	5411
-8. Don't know	13	0	13
-9. Refused	27	21	48

Weighted Percentages

	F2F		Web		Total	
	Raw	Weights	Raw	Weights	Raw	Weights
1. Yes, have done this	7.0	7.8	7.8	6.3	7.5	6.8
2. No, have not	91.1	90.2	91.7	93.0	91.5	92.0
-8. Don't know	0.6	0.8	0.0	0.0	0.2	0.3
-9. Refused	1.3	1.3	0.5	0.6	0.8	0.9

inc_totinc

Label: CASI Total income amount
Position: Pre and Post-election survey, section-item no. 63.3-1
Description: CASI family and R income - Pre
Question: [/Information about income is very important to understand how people are doing financially these days. Your answers are confidential. Would you please give your best guess?] The next question is about [the total income of all the members of your family living here / your total income] in 2011, before taxes. This figure should include income from all sources, including salaries, wages, pensions, Social Security, dividends, interest, and all other income. What was [the total income in 2011 of all your family members living here / your total income in 2011]?
Universe: IF R HAS NOT RESPONDED ONCE TO THIS QUESTION WITH DK OR RF/ IF R HAS RESPONDED ONCE WITH DK OR RF: IF R IS NOT ONLY MEMBER OF R'S FAMILY IN RESIDENCE IN R'S HOUSEHOLD / IF R IS ONLY MEMBER OF R'S FAMILY IN RESIDENCE IN HOUSEHOLD:
Logic: In preceding module FINANCE, item FINANCE FINFAM asks the number of family members residing with R. If FINANCE FINFAM > 0 or FINANCE FINFAM in(DK,RF) then FILL 'the total income of all the members of your family living here' and 'the total income in 2011 of all your family members living here,' else FILL 'your total income' and 'your total income in 2011'. If R answers with DK or RF, the Respondent should be returned to this screen with a 'header' which precedes the question text, in distinctive font color: 'Information about income is very important to understand how people are doing financially these days. Your answers are confidential. Would you please give your best guess?' This return event should occur only once; if R responds DK or RF a 2nd time, R should proceed to the next screen. (Upon first arrival at this screen, the default content for the header is an empty string.) Conversion: if R uses commas when entering the dollar amount, it should be converted into numeric value.
Source: Respondent

1 unique outcome.

Unweighted Frequencies

	<u>Count</u>
-1. Inapplicable	0
-3. Restricted access	5916
-4. Error	0
-6. Not asked, unit nonresponse	0
-8. Don't know	0
-9. Refused	<u>0</u>

inc_totmiss40

Label: CASI Income amt missing - ge or lt 40K
Position: Pre and Post-election survey, section-item no. 63.3-3
Description: CASI family and R income - Pre
Question: [/Information about income is very important to understand how people are doing financially these days. Your answers are confidential. Would you please give your best guess?] Was it 40,000 or more, or less than that?
Universe: IF R HAS NOT RESPONDED ONCE TO THIS QUESTION WITH DK OR RF/ IF R HAS RESPONDED ONCE WITH DK OR RF: IF TOTAL INCOME NUMBER GIVEN BY R WAS DK OR RF:
Logic: Ask if INC TOTINC twice in(DK,RF), else skip. If R answers with DK or RF, the Respondent should be returned to this screen with a 'header' which precedes the question text, in distinctive font color: 'Information about income is very important to understand how people are doing financially these days. Your answers are confidential. Would you please give your best guess?' This return event should occur only once; if R responds DK or RF a 2nd time, R should proceed to the next screen. (Upon first arrival at this screen, the default content for the header is an empty string.)
Source: Respondent

Unweighted Frequencies

	F2F	Web	Total
1. 40,000 or more	66	91	157
2. Less than 40,000	178	80	258
-1. Inapplicable	1519	3631	5150
-2. Missing; IWR mistakenly entered '2' in place of DK code for total income	162	0	162
-8. Don't know	70	0	70
-9. Refused	61	58	119

Weighted Percentages

	F2F		Web		Total	
	Raw	Weights	Raw	Weights	Raw	Weights
1. 40,000 or more	3.2	4.6	2.4	2.6	2.7	3.3
2. Less than 40,000	8.7	6.9	2.1	2.1	4.4	3.8
-1. Inapplicable	73.9	76.5	94.1	93.3	87.1	87.5
-2. Missing; IWR mistakenly entered '2' in place of DK code for total income	7.9	6.1	0.0	0.0	2.7	2.1
-8. Don't know	3.4	2.6	0.0	0.0	1.2	0.9
-9. Refused	3.0	3.3	1.5	1.9	2.0	2.4

inc_totmiss20

Label: CASI Income amt missing - ge or lt 20K
Position: Pre and Post-election survey, section-item no. 63.3-4
Description: CASI family and R income - Pre
Question: [/Information about income is very important to understand how people are doing financially these days. Your answers are confidential. Would you please give your best guess?] Was it 20,000 or more, or less than that?
Universe: IF R HAS NOT RESPONDED ONCE TO THIS QUESTION WITH DK OR RF/ IF R HAS RESPONDED ONCE WITH DK OR RF: IF TOTAL INCOME NUMBER GIVEN BY R WAS DK OR RF: IF R INDICATED INCOME LESS THAN 40,000:
Logic: Ask if INC TOTMISS40 =2, else skip. If R answers with DK or RF, the Respondent should be returned to this screen with a 'header' which precedes the question text, in distinctive font color: 'Information about income is very important to understand how people are doing financially these days. Your answers are confidential. Would you please give your best guess?' This return event should occur only once; if R responds DK or RF a 2nd time, R should proceed to the next screen. (Upon first arrival at this screen, the default content for the header is an empty string.)
Source: Respondent

Unweighted Frequencies

	F2F	Web	Total
1. 20,000 or more	66	38	104
2. Less than 20,000	88	29	117
-1. Inapplicable	1878	3780	5658
-8. Don't know	17	0	17
-9. Refused	7	13	20

Weighted Percentages

	F2F		Web		Total	
	Raw	Weights	Raw	Weights	Raw	Weights
1. 20,000 or more	3.2	3.0	1.0	1.1	1.8	1.8
2. Less than 20,000	4.3	3.0	0.8	0.7	2.0	1.5
-1. Inapplicable	91.3	93.1	97.9	97.9	95.6	96.2
-8. Don't know	0.8	0.7	0.0	0.0	0.3	0.2
-9. Refused	0.3	0.2	0.3	0.4	0.3	0.3

inc_totl20

Label: CASI Income amt missing - categories lt 20K
Position: Pre and Post-election survey, section-item no. 63.3-5
Description: CASI family and R income - Pre
Question: [/Information about income is very important to understand how people are doing financially these days. Your answers are confidential. Would you please give your best guess?] Please mark the answer that includes the income of all members of your family living here in 2011 before taxes.
Universe: IF R HAS NOT RESPONDED ONCE TO THIS QUESTION WITH DK OR RF/ IF R HAS RESPONDED ONCE WITH DK OR RF: IF TOTAL INCOME NUMBER GIVEN BY R WAS DK OR RF: IF R INDICATED INCOME LESS THAN 40,000: IF R INDICATED INCOME LESS THAN 20,000:
Logic: Ask if INC TOTMISS20 =2, else skip. If R answers with DK or RF, the Respondent should be returned to this screen with a 'header' which precedes the question text, in distinctive font color: 'Information about income is very important to understand how people are doing financially these days. Your answers are confidential. Would you please give your best guess?' This return event should occur only once; if R responds DK or RF a 2nd time, R should proceed to the next screen. (Upon first arrival at this screen, the default content for the header is an empty string.)
Source: Respondent

Unweighted Frequencies

	F2F	Web	Total
1. Under 5,000	13	6	19
2. 5,000-9,999	15	4	19
3. 10,000-12,499	13	2	15
4. 12,500-14,999	9	2	11
5. 15,000-17,499	10	6	16
6. 17,500-19,999	10	4	14
-1. Inapplicable	1968	3831	5799
-8. Don't know	13	0	13
-9. Refused	5	5	10

Weighted Percentages

	F2F		Web		Total	
	Raw	Weights	Raw	Weights	Raw	Weights
1. Under 5,000	0.6	0.2	0.2	0.1	0.3	0.1
2. 5,000-9,999	0.7	0.4	0.1	0.1	0.3	0.2
3. 10,000-12,499	0.6	0.3	0.1	0.1	0.3	0.2
4. 12,500-14,999	0.4	0.2	0.1	0.1	0.2	0.1
5. 15,000-17,499	0.5	0.5	0.2	0.1	0.3	0.3
6. 17,500-19,999	0.5	0.6	0.1	0.1	0.2	0.3
-1. Inapplicable	95.7	97.0	99.2	99.3	98.0	98.5
-8. Don't know	0.6	0.6	0.0	0.0	0.2	0.2
-9. Refused	0.2	0.2	0.1	0.1	0.2	0.1

inc_totg20140

Label: CASI Income amt missing - categories 20-40K
Position: Pre and Post-election survey, section-item no. 63.3-6
Description: CASI family and R income - Pre
Question: [/Information about income is very important to understand how people are doing financially these days. Your answers are confidential. Would you please give your best guess?] Please mark the answer that includes the income of all members of your family living here in 2011 before taxes.
Universe: IF R HAS NOT RESPONDED ONCE TO THIS QUESTION WITH DK OR RF/ IF R HAS RESPONDED ONCE WITH DK OR RF: IF TOTAL INCOME NUMBER GIVEN BY R WAS DK OR RF: IF R INDICATED INCOME LESS THAN 40,000: IF R INDICATED INCOME 20,000 OR MORE:
Logic: Ask if INC TOTMISS20 =1, else skip. If R answers with DK or RF, the Respondent should be returned to this screen with a 'header' which precedes the question text, in distinctive font color: 'Information about income is very important to understand how people are doing financially these days. Your answers are confidential. Would you please give your best guess?' This return event should occur only once; if R responds DK or RF a 2nd time, R should proceed to the next screen. (Upon first arrival at this screen, the default content for the header is an empty string.)
Source: Respondent

Unweighted Frequencies

	F2F	Web	Total
07. 20,000-22,499	11	5	16
08. 22,500-24,999	8	1	9
09. 25,000-27,499	5	4	9
10. 27,500-29,999	8	5	13
11. 30,000-34,999	15	5	20
12. 35,000-39,999	5	7	12
-1. Inapplicable	1990	3822	5812
-8. Don't know	8	0	8
-9. Refused	6	11	17

Weighted Percentages

	F2F		Web		Total	
	Raw	Weights	Raw	Weights	Raw	Weights
07. 20,000-22,499	0.5	0.3	0.1	0.1	0.3	0.2
08. 22,500-24,999	0.4	0.4	0.0	0.0	0.2	0.2
09. 25,000-27,499	0.2	0.3	0.1	0.2	0.2	0.3
10. 27,500-29,999	0.4	0.3	0.1	0.1	0.2	0.2
11. 30,000-34,999	0.7	0.7	0.1	0.2	0.3	0.4
12. 35,000-39,999	0.2	0.2	0.2	0.1	0.2	0.2
-1. Inapplicable	96.8	97.0	99.0	98.9	98.2	98.2
-8. Don't know	0.4	0.4	0.0	0.0	0.1	0.1
-9. Refused	0.3	0.3	0.3	0.3	0.3	0.3

inc_totmiss70

Label: CASI Income amt missing - ge or lt 70K
Position: Pre and Post-election survey, section-item no. 63.3-7
Description: CASI family and R income - Pre
Question: [/Information about income is very important to understand how people are doing financially these days. Your answers are confidential. Would you please give your best guess?] Was it 70,000 or more, or less than that?
Universe: IF R HAS NOT RESPONDED ONCE TO THIS QUESTION WITH DK OR RF/ IF R HAS RESPONDED ONCE WITH DK OR RF: IF TOTAL INCOME NUMBER GIVEN BY R WAS DK OR RF: IF R INDICATED INCOME 40,000 OR MORE:
Logic: Ask if INC TOTMISS40=1, else skip. If R answers with DK or RF, the Respondent should be returned to this screen with a 'header' which precedes the question text, in distinctive font color: 'Information about income is very important to understand how people are doing financially these days. Your answers are confidential. Would you please give your best guess?' This return event should occur only once; if R responds DK or RF a 2nd time, R should proceed to the next screen. (Upon first arrival at this screen, the default content for the header is an empty string.)
Source: Respondent

Unweighted Frequencies

	F2F	Web	Total
1. 70,000 or more	17	47	64
2. Less than 70,000	28	24	52
-1. Inapplicable	1990	3769	5759
-8. Don't know	10	0	10
-9. Refused	11	20	31

Weighted Percentages

	F2F		Web		Total	
	Raw	Weights	Raw	Weights	Raw	Weights
1. 70,000 or more	0.8	1.5	1.2	1.6	1.1	1.5
2. Less than 70,000	1.4	1.8	0.6	0.6	0.9	1.0
-1. Inapplicable	96.8	95.4	97.6	97.4	97.3	96.7
-8. Don't know	0.5	0.7	0.0	0.0	0.2	0.2
-9. Refused	0.5	0.6	0.5	0.5	0.5	0.5

inc_totg40I70

Label: CASI Income amt missing - categories 40-70K
Position: Pre and Post-election survey, section-item no. 63.3-8
Description: CASI family and R income - Pre
Question: [/Information about income is very important to understand how people are doing financially these days. Your answers are confidential. Would you please give your best guess?] Please mark the answer that includes the income of all members of your family living here in 2011 before taxes.
Universe: IF R HAS NOT RESPONDED ONCE TO THIS QUESTION WITH DK OR RF/ IF R HAS RESPONDED ONCE WITH DK OR RF: IF TOTAL INCOME NUMBER GIVEN BY R WAS DK OR RF: IF R INDICATED INCOME 40,000 OR MORE: IF R INDICATED INCOME LESS THAN 70,000:
Logic: Ask if INC TOTMISS70=2, else skip. If R answers with DK or RF, the Respondent should be returned to this screen with a 'header' which precedes the question text, in distinctive font color: 'Information about income is very important to understand how people are doing financially these days. Your answers are confidential. Would you please give your best guess?' This return event should occur only once; if R responds DK or RF a 2nd time, R should proceed to the next screen. (Upon first arrival at this screen, the default content for the header is an empty string.)
Source: Respondent

Unweighted Frequencies

	F2F	Web	Total
13. 40,000-44,999	1	5	6
14. 45,000-49,999	3	0	3
15. 50,000-54,999	8	2	10
16. 55,000-59,999	4	1	5
17. 60,000-64,999	6	4	10
18. 65,000-69,999	2	2	4
-1. Inapplicable	2028	3836	5864
-8. Don't know	2	0	2
-9. Refused	2	10	12

Weighted Percentages

	F2F		Web		Total	
	Raw	Weights	Raw	Weights	Raw	Weights
13. 40,000-44,999	0.0	0.0	0.1	0.1	0.1	0.1
14. 45,000-49,999	0.1	0.0	0.0	0.0	0.1	0.0
15. 50,000-54,999	0.4	0.6	0.1	0.1	0.2	0.2
16. 55,000-59,999	0.2	0.4	0.0	0.0	0.1	0.2
17. 60,000-64,999	0.3	0.4	0.1	0.1	0.2	0.2
18. 65,000-69,999	0.1	0.1	0.1	0.1	0.1	0.1
-1. Inapplicable	98.6	98.2	99.4	99.4	99.1	99.0
-8. Don't know	0.1	0.1	0.0	0.0	0.0	0.0
-9. Refused	0.1	0.2	0.3	0.2	0.2	0.2

inc_totmiss100

Label: CASI Income amt missing - ge or lt 100K
Position: Pre and Post-election survey, section-item no. 63.3-9
Description: CASI family and R income - Pre
Question: [/Information about income is very important to understand how people are doing financially these days. Your answers are confidential. Would you please give your best guess?] Was it 100,000 or more, or less than that?
Universe: IF R HAS NOT RESPONDED ONCE TO THIS QUESTION WITH DK OR RF/ IF R HAS RESPONDED ONCE WITH DK OR RF: IF TOTAL INCOME NUMBER GIVEN BY R WAS DK OR RF: IF R INDICATED INCOME 40,000 OR MORE: IF R INDICATED INCOME 70,000 OR MORE:
Logic: Ask if INC TOTMISS70=1, else skip. If R answers with DK or RF, the Respondent should be returned to this screen with a 'header' which precedes the question text, in distinctive font color: 'Information about income is very important to understand how people are doing financially these days. Your answers are confidential. Would you please give your best guess?' This return event should occur only once; if R responds DK or RF a 2nd time, R should proceed to the next screen. (Upon first arrival at this screen, the default content for the header is an empty string.)
Source: Respondent

Unweighted Frequencies

	F2F	Web	Total
1. 100,000 or more	6	27	33
2. Less than 100,000	9	10	19
-1. Inapplicable	2039	3813	5852
-8. Don't know	1	0	1
-9. Refused	1	10	11

Weighted Percentages

	F2F		Web		Total	
	Raw	Weights	Raw	Weights	Raw	Weights
1. 100,000 or more	0.3	0.6	0.7	0.8	0.6	0.7
2. Less than 100,000	0.4	0.7	0.3	0.4	0.3	0.5
-1. Inapplicable	99.2	98.5	98.8	98.4	98.9	98.5
-8. Don't know	0.0	0.1	0.0	0.0	0.0	0.0
-9. Refused	0.0	0.0	0.3	0.4	0.2	0.3

inc_totg70l100

Label: CASI Income amt missing - categories 70-100K
Position: Pre and Post-election survey, section-item no. 63.3-10
Description: CASI family and R income - Pre
Question: [/Information about income is very important to understand how people are doing financially these days. Your answers are confidential. Would you please give your best guess?] Please mark the answer that includes the income of all members of your family living here in 2011 before taxes.
Universe: IF R HAS NOT RESPONDED ONCE TO THIS QUESTION WITH DK OR RF/ IF R HAS RESPONDED ONCE WITH DK OR RF: IF TOTAL INCOME NUMBER GIVEN BY R WAS DK OR RF: IF R INDICATED INCOME 40,000 OR MORE: IF R INDICATED INCOME 70,000 OR MORE: IF R INDICATED INCOME LESS THAN 100,000:
Logic: Ask if INC TOTMISS100=2, else skip. If R answers with DK or RF, the Respondent should be returned to this screen with a 'header' which precedes the question text, in distinctive font color: 'Information about income is very important to understand how people are doing financially these days. Your answers are confidential. Would you please give your best guess?' This return event should occur only once; if R responds DK or RF a 2nd time, R should proceed to the next screen. (Upon first arrival at this screen, the default content for the header is an empty string.)
Source: Respondent

Unweighted Frequencies

	F2F	Web	Total
19. 70,000-74,999	3	2	5
20. 75,000-79,999	1	1	2
21. 80,000-89,999	1	3	4
22. 90,000-99,999	2	2	4
-1. Inapplicable	2047	3850	5897
-8. Don't know	1	0	1
-9. Refused	1	2	3

Weighted Percentages

	F2F		Web		Total	
	Raw	Weights	Raw	Weights	Raw	Weights
19. 70,000-74,999	0.1	0.1	0.1	0.1	0.1	0.1
20. 75,000-79,999	0.0	0.1	0.0	0.1	0.0	0.1
21. 80,000-89,999	0.0	0.2	0.1	0.0	0.1	0.1
22. 90,000-99,999	0.1	0.2	0.1	0.1	0.1	0.1
-1. Inapplicable	99.6	99.3	99.7	99.6	99.7	99.5
-8. Don't know	0.0	0.1	0.0	0.0	0.0	0.0
-9. Refused	0.0	0.0	0.1	0.1	0.1	0.1

inc_totg100

Label: CASI Income amt missing - categories 100+K
Position: Pre and Post-election survey, section-item no. 63.3-11
Description: CASI family and R income - Pre
Question: [/Information about income is very important to understand how people are doing financially these days. Your answers are confidential. Would you please give your best guess?] Please mark the answer that includes the income of all members of your family living here in 2011 before taxes.
Universe: IF R HAS NOT RESPONDED ONCE TO THIS QUESTION WITH DK OR RF/ IF R HAS RESPONDED ONCE WITH DK OR RF: IF TOTAL INCOME NUMBER GIVEN BY R WAS DK OR RF: IF R INDICATED INCOME 40,000 OR MORE: IF R INDICATED INCOME 70,000 OR MORE: IF R INDICATED INCOME 100,000 OR MORE:
Logic: Ask if INC TOTMISS100=1, else skip. If R answers with DK or RF, the Respondent should be returned to this screen with a 'header' which precedes the question text, in distinctive font color: 'Information about income is very important to understand how people are doing financially these days. Your answers are confidential. Would you please give your best guess?' This return event should occur only once; if R responds DK or RF a 2nd time, R should proceed to the next screen. (Upon first arrival at this screen, the default content for the header is an empty string.)
Source: Respondent

Unweighted Frequencies

	F2F	Web	Total
23. 100,000-109,999	2	5	7
24. 110,000-124,999	0	4	4
25. 125,000-149,999	0	2	2
26. 150,000-174,999	1	2	3
27. 175,000-249,999	1	1	2
28. 250,000 or more	0	1	1
-1. Inapplicable	2050	3833	5883
-8. Don't know	2	0	2
-9. Refused	0	12	12

Weighted Percentages

	F2F		Web		Total	
	Raw	Weights	Raw	Weights	Raw	Weights
23. 100,000-109,999	0.1	0.2	0.1	0.2	0.1	0.2
24. 110,000-124,999	0.0	0.0	0.1	0.2	0.1	0.1
25. 125,000-149,999	0.0	0.0	0.1	0.0	0.0	0.0
26. 150,000-174,999	0.0	0.0	0.1	0.0	0.1	0.0
27. 175,000-249,999	0.0	0.1	0.0	0.0	0.0	0.0
-1. Inapplicable	99.7	99.4	99.3	99.2	99.4	99.3
-8. Don't know	0.1	0.3	0.0	0.0	0.0	0.1
-9. Refused	0.0	0.0	0.3	0.2	0.2	0.2

inc_incgroup_pre

Label: PRE: CASI/WEB: SUMMARY- Pre family income (see also: inc-group_prepost)

31 unique outcomes. 10 most frequently appearing outcomes:

Unweighted Frequencies

	Count
01. Under 5,000	567
11. 30,000-34,999	305
12. 35,000-39,999	271
15. 50,000-54,999	263
21. 80,000-89,999	253
13. 40,000-44,999	246
-9. Refused	235
17. 60,000-64,999	218
23. 100,000-109,999	213
09. 25,000-27,499	204

medsrc_campsracs_1st

Label: PRE: FTF CASI ONLY: Ordr'd med srces R followd abt the Pres: 1st
mentn

Unweighted Frequencies

	F2F	Web	Total
1. Television news programs (morning or evening)	1627	0	1627
2. Newspapers	70	0	70
3. Television talk shows, public affairs, or news analysis programs	120	0	120
4. Internet sites, chat rooms, or blogs	82	0	82
5. Radio news or talk shows	46	0	46
6. Have not heard anything about the presidential campaign from any of these sources	26	0	26
-1. Inapplicable	0	3860	3860
-8. Don't know	58	0	58
-9. Refused	27	0	27

Weighted Percentages

	F2F		Web		Total	
	Raw	Weights	Raw	Weights	Raw	Weights
1. Television news programs (morning or evening)	79.1	81.4	0.0	0.0	27.5	28.3
2. Newspapers	3.4	3.5	0.0	0.0	1.2	1.2
3. Television talk shows, public affairs, or news analysis programs	5.8	5.1	0.0	0.0	2.0	1.8
4. Internet sites, chat rooms, or blogs	4.0	3.1	0.0	0.0	1.4	1.1
5. Radio news or talk shows	2.2	2.7	0.0	0.0	0.8	0.9
6. Have not heard anything about the presidential campaign from any of these sources	1.3	1.1	0.0	0.0	0.4	0.4
-1. Inapplicable	0.0	0.0	100.0	100.0	65.2	65.2
-8. Don't know	2.8	1.9	0.0	0.0	1.0	0.7
-9. Refused	1.3	1.3	0.0	0.0	0.5	0.4

medsrc_campsrcs_2nd

Label: PRE: FTF CASI ONLY: Ord'r'd med srces R followd abt the Pres: 2nd mentn

Unweighted Frequencies

	F2F	Web	Total
2. Newspapers	753	0	753
3. Television talk shows, public affairs, or news analysis programs	435	0	435
4. Internet sites, chat rooms, or blogs	94	0	94
5. Radio news or talk shows	57	0	57
-1. Inapplicable	717	3860	4577

Weighted Percentages

	F2F		Web		Total	
	Raw	Weights	Raw	Weights	Raw	Weights
2. Newspapers	36.6	42.9	0.0	0.0	12.7	14.9
3. Television talk shows, public affairs, or news analysis programs	21.2	21.3	0.0	0.0	7.4	7.4
4. Internet sites, chat rooms, or blogs	4.6	4.9	0.0	0.0	1.6	1.7
5. Radio news or talk shows	2.8	2.8	0.0	0.0	1.0	1.0
-1. Inapplicable	34.9	28.0	100.0	100.0	77.4	75.0

medsrc_campsracs_3rd

Label: PRE: FTF CASI ONLY: Ord'r'd med sracs R followd abt the Pres: 3rd mentn

Unweighted Frequencies

	F2F	Web	Total
3. Television talk shows, public affairs, or news analysis programs	600	0	600
4. Internet sites, chat rooms, or blogs	278	0	278
5. Radio news or talk shows	170	0	170
-1. Inapplicable	1008	3860	4868

Weighted Percentages

	F2F		Web		Total	
	Raw	Weights	Raw	Weights	Raw	Weights
3. Television talk shows, public affairs, or news analysis programs	29.2	34.3	0.0	0.0	10.1	11.9
4. Internet sites, chat rooms, or blogs	13.5	14.6	0.0	0.0	4.7	5.1
5. Radio news or talk shows	8.3	8.4	0.0	0.0	2.9	2.9
-1. Inapplicable	49.0	42.6	100.0	100.0	82.3	80.1

medsrc_campsracs_4th

Label: PRE: FTF CASI ONLY: Ordr'd med srces R followd abt the Pres: 4th mentn

Unweighted Frequencies

	F2F	Web	Total
4. Internet sites, chat rooms, or blogs	374	0	374
5. Radio news or talk shows	291	0	291
-1. Inapplicable	1391	3860	5251

Weighted Percentages

	F2F		Web		Total	
	Raw	Weights	Raw	Weights	Raw	Weights
4. Internet sites, chat rooms, or blogs	18.2	21.7	0.0	0.0	6.3	7.5
5. Radio news or talk shows	14.2	16.5	0.0	0.0	4.9	5.7
-1. Inapplicable	67.7	61.8	100.0	100.0	88.8	86.7

medsrc_campsrcs_5th

Label: PRE: FTF CASI ONLY: Ordr'd med srces R followd abt the Pres: 5th
mentn

Unweighted Frequencies

	F2F	Web	Total
5. Radio news or talk shows	290	0	290
-1. Inapplicable	1766	3860	5626

Weighted Percentages

	F2F		Web		Total	
	Raw	Weights	Raw	Weights	Raw	Weights
5. Radio news or talk shows	14.1	16.8	0.0	0.0	4.9	5.8
-1. Inapplicable	85.9	83.2	100.0	100.0	95.1	94.2

medsrc_campsrcs_tvnews

Label: PRE: CASI/WEB Media srces R followed about the Pres: mention
TV news

Unweighted Frequencies

	F2F	Web	Total
0. Not selected by R	429	429	858
1. Selected by R	1627	3431	5058

Weighted Percentages

	F2F		Web		Total	
	Raw	Weights	Raw	Weights	Raw	Weights
0. Not selected by R	20.9	18.6	11.1	12.8	14.5	14.8
1. Selected by R	79.1	81.4	88.9	87.2	85.5	85.2

medsrc_campsrcs_newsp

Label: PRE: CASI/WEB Media srces R foll'd about the Pres: mention news-
papers

Unweighted Frequencies

	F2F	Web	Total
0. Not selected by R	1233	1734	2967
1. Selected by R	823	2126	2949

Weighted Percentages

	F2F		Web		Total	
	Raw	Weights	Raw	Weights	Raw	Weights
0. Not selected by R	60.0	53.5	44.9	50.2	50.2	51.4
1. Selected by R	40.0	46.5	55.1	49.8	49.8	48.6

medsrc_campsrcs_tvtalk

Label: PRE: CASI/WEB Media srcs R foll'd abt the Pres: mention TV talk shows

Unweighted Frequencies

	F2F	Web	Total
0. Not selected by R	901	1445	2346
1. Selected by R	1155	2415	3570

Weighted Percentages

	F2F		Web		Total	
	Raw	Weights	Raw	Weights	Raw	Weights
0. Not selected by R	43.8	39.3	37.4	42.1	39.7	41.1
1. Selected by R	56.2	60.7	62.6	57.9	60.3	58.9

medsrc_campsrcs_inet

Label: PRE: CASI/WEB Media sources R followed about the Pres: mention
Intnet

Unweighted Frequencies

	F2F	Web	Total
0. Not selected by R	1228	1913	3141
1. Selected by R	828	1947	2775

Weighted Percentages

	F2F		Web		Total	
	Raw	Weights	Raw	Weights	Raw	Weights
0. Not selected by R	59.7	55.7	49.6	52.1	53.1	53.4
1. Selected by R	40.3	44.3	50.4	47.9	46.9	46.6

medsrc_campsrcs_radio

Label: PRE: CASI/WEB Media sources R followed about the Pres: mention
radio

Unweighted Frequencies

	F2F	Web	Total
0. Not selected by R	1202	1793	2995
1. Selected by R	854	2067	2921

Weighted Percentages

	F2F		Web		Total	
	Raw	Weights	Raw	Weights	Raw	Weights
0. Not selected by R	58.5	52.8	46.5	50.0	50.6	51.0
1. Selected by R	41.5	47.2	53.5	50.0	49.4	49.0

medsrc_campsrcs_none

Label: PRE: CASI/WEB Media sources R followed about the Pres: none

Unweighted Frequencies

	F2F	Web	Total
0. Not selected by R	2030	3773	5803
1. Selected by R	26	87	113

Weighted Percentages

	F2F		Web		Total	
	Raw	Weights	Raw	Weights	Raw	Weights
0. Not selected by R	98.7	98.9	97.7	96.7	98.1	97.5
1. Selected by R	1.3	1.1	2.3	3.3	1.9	2.5

medsrc_campsrcs_dkrf

Label: PRE: CASI/WEB Media sources R followed about the Pres: DK/RF

Unweighted Frequencies

	F2F	Web	Total
0. Not selected by R	1971	3847	5818
1. DK selected by R	58	0	58
2. RF selected by R	27	13	40

Weighted Percentages

	F2F		Web		Total	
	Raw	Weights	Raw	Weights	Raw	Weights
0. Not selected by R	95.9	96.9	99.7	99.4	98.3	98.5
1. DK selected by R	2.8	1.9	0.0	0.0	1.0	0.7
2. RF selected by R	1.3	1.3	0.3	0.6	0.7	0.8

medsrc_tvprog_01_screen

Label: PRE: CASI/WEB screen number of TV prog 20/20

Unweighted Frequencies

	F2F	Web	Total
1. Screen 1	526	1207	1733
2. Screen 2	624	1239	1863
3. Screen 3	539	1247	1786
4. Screen 4	84	154	238
-1. Inapplicable	283	13	296

Weighted Percentages

	F2F		Web		Total	
	Raw	Weights	Raw	Weights	Raw	Weights
1. Screen 1	25.6	27.0	31.3	32.5	29.3	30.6
2. Screen 2	30.4	32.7	32.1	31.3	31.5	31.8
3. Screen 3	26.2	26.2	32.3	32.4	30.2	30.2
4. Screen 4	4.1	1.8	4.0	3.4	4.0	2.8
-1. Inapplicable	13.8	12.3	0.3	0.5	5.0	4.6

medsrc_tvprog_02_screen

Label: PRE: CASI/WEB screen number of TV prog 60 Minutes

Unweighted Frequencies

	F2F	Web	Total
1. Screen 1	530	1281	1811
2. Screen 2	548	1207	1755
3. Screen 3	594	1229	1823
4. Screen 4	101	130	231
-1. Inapplicable	283	13	296

Weighted Percentages

	F2F		Web		Total	
	Raw	Weights	Raw	Weights	Raw	Weights
1. Screen 1	25.8	25.6	33.2	32.5	30.6	30.1
2. Screen 2	26.7	28.9	31.3	32.1	29.7	31.0
3. Screen 3	28.9	31.3	31.8	32.1	30.8	31.8
4. Screen 4	4.9	1.9	3.4	2.9	3.9	2.5
-1. Inapplicable	13.8	12.3	0.3	0.5	5.0	4.6

medsrc_tvprog_03_screen

Label: PRE: CASI/WEB screen number of TV prog ABC News Nightline

Unweighted Frequencies

	F2F	Web	Total
1. Screen 1	593	1255	1848
2. Screen 2	536	1206	1742
3. Screen 3	536	1246	1782
4. Screen 4	108	140	248
-1. Inapplicable	283	13	296

Weighted Percentages

	F2F		Web		Total	
	Raw	Weights	Raw	Weights	Raw	Weights
1. Screen 1	28.8	30.3	32.5	32.1	31.2	31.5
2. Screen 2	26.1	27.7	31.2	31.7	29.4	30.3
3. Screen 3	26.1	27.0	32.3	32.6	30.1	30.6
4. Screen 4	5.3	2.7	3.6	3.2	4.2	3.0
-1. Inapplicable	13.8	12.3	0.3	0.5	5.0	4.6

medsrc_tvprog_04_screen

Label: PRE: CASI/WEB screen number of TV prog ABC World News Tonight

Unweighted Frequencies

	F2F	Web	Total
1. Screen 1	537	1274	1811
2. Screen 2	627	1198	1825
3. Screen 3	521	1232	1753
4. Screen 4	88	143	231
-1. Inapplicable	283	13	296

Weighted Percentages

	F2F		Web		Total	
	Raw	Weights	Raw	Weights	Raw	Weights
1. Screen 1	26.1	26.6	33.0	34.0	30.6	31.4
2. Screen 2	30.5	32.5	31.0	31.4	30.8	31.8
3. Screen 3	25.3	26.2	31.9	31.4	29.6	29.6
4. Screen 4	4.3	2.4	3.7	2.7	3.9	2.6
-1. Inapplicable	13.8	12.3	0.3	0.5	5.0	4.6

medsrc_tvprog_05_screen

Label: PRE: CASI/WEB screen number of TV prog America Live

Unweighted Frequencies

	F2F	Web	Total
1. Screen 1	571	1244	1815
2. Screen 2	561	1214	1775
3. Screen 3	542	1233	1775
4. Screen 4	99	156	255
-1. Inapplicable	283	13	296

Weighted Percentages

	F2F		Web		Total	
	Raw	Weights	Raw	Weights	Raw	Weights
1. Screen 1	27.8	30.6	32.2	32.6	30.7	31.9
2. Screen 2	27.3	28.2	31.5	31.5	30.0	30.3
3. Screen 3	26.4	26.5	31.9	32.3	30.0	30.3
4. Screen 4	4.8	2.4	4.0	3.2	4.3	3.0
-1. Inapplicable	13.8	12.3	0.3	0.5	5.0	4.6

medsrc_tvprog_06_screen

Label: PRE: CASI/WEB screen number of TV prog America This Morning

Unweighted Frequencies

	F2F	Web	Total
1. Screen 1	577	1234	1811
2. Screen 2	613	1251	1864
3. Screen 3	498	1231	1729
4. Screen 4	85	131	216
-1. Inapplicable	283	13	296

Weighted Percentages

	F2F		Web		Total	
	Raw	Weights	Raw	Weights	Raw	Weights
1. Screen 1	28.1	29.4	32.0	32.7	30.6	31.6
2. Screen 2	29.8	32.6	32.4	31.8	31.5	32.1
3. Screen 3	24.2	24.0	31.9	32.5	29.2	29.6
4. Screen 4	4.1	1.7	3.4	2.5	3.7	2.2
-1. Inapplicable	13.8	12.3	0.3	0.5	5.0	4.6

medsrc_tvprog_07_screen

Label: PRE: CASI/WEB screen number of TV prog America's Newsroom

Unweighted Frequencies

	F2F	Web	Total
1. Screen 1	499	1245	1744
2. Screen 2	591	1229	1820
3. Screen 3	581	1258	1839
4. Screen 4	102	115	217
-1. Inapplicable	283	13	296

Weighted Percentages

	F2F		Web		Total	
	Raw	Weights	Raw	Weights	Raw	Weights
1. Screen 1	24.3	27.3	32.3	32.6	29.5	30.7
2. Screen 2	28.7	31.7	31.8	32.8	30.8	32.4
3. Screen 3	28.3	26.3	32.6	32.4	31.1	30.3
4. Screen 4	5.0	2.4	3.0	1.8	3.7	2.0
-1. Inapplicable	13.8	12.3	0.3	0.5	5.0	4.6

medsrc_tvprog_08_screen

Label: PRE: CASI/WEB screen number of TV prog American Idol

Unweighted Frequencies

	F2F	Web	Total
1. Screen 1	625	1226	1851
2. Screen 2	594	1221	1815
3. Screen 3	470	1289	1759
4. Screen 4	84	111	195
-1. Inapplicable	283	13	296

Weighted Percentages

	F2F		Web		Total	
	Raw	Weights	Raw	Weights	Raw	Weights
1. Screen 1	30.4	34.2	31.8	30.4	31.3	31.7
2. Screen 2	28.9	31.0	31.6	31.2	30.7	31.1
3. Screen 3	22.9	20.4	33.4	35.7	29.7	30.4
4. Screen 4	4.1	2.1	2.9	2.2	3.3	2.2
-1. Inapplicable	13.8	12.3	0.3	0.5	5.0	4.6

medsrc_tvprog_09_screen

Label: PRE: CASI/WEB screen number of TV prog Anderson Cooper

Unweighted Frequencies

	F2F	Web	Total
1. Screen 1	556	1225	1781
2. Screen 2	577	1260	1837
3. Screen 3	535	1230	1765
4. Screen 4	105	132	237
-1. Inapplicable	283	13	296

Weighted Percentages

	F2F		Web		Total	
	Raw	Weights	Raw	Weights	Raw	Weights
1. Screen 1	27.0	28.7	31.7	30.7	30.1	30.0
2. Screen 2	28.1	28.8	32.6	33.6	31.1	31.9
3. Screen 3	26.0	27.8	31.9	32.3	29.8	30.7
4. Screen 4	5.1	2.5	3.4	2.9	4.0	2.7
-1. Inapplicable	13.8	12.3	0.3	0.5	5.0	4.6

medsrc_tvprog_10_screen

Label: PRE: CASI/WEB screen number of TV prog The Big Bang Theory

Unweighted Frequencies

	F2F	Web	Total
1. Screen 1	605	1214	1819
2. Screen 2	494	1257	1751
3. Screen 3	568	1260	1828
4. Screen 4	106	116	222
-1. Inapplicable	283	13	296

Weighted Percentages

	F2F		Web		Total	
	Raw	Weights	Raw	Weights	Raw	Weights
1. Screen 1	29.4	32.0	31.5	31.1	30.7	31.4
2. Screen 2	24.0	23.9	32.6	33.7	29.6	30.3
3. Screen 3	27.6	29.3	32.6	32.4	30.9	31.3
4. Screen 4	5.2	2.5	3.0	2.3	3.8	2.4
-1. Inapplicable	13.8	12.3	0.3	0.5	5.0	4.6

medsrc_tvprog_11_screen

Label: PRE: CASI/WEB screen number of TV prog CBS Evening News

Unweighted Frequencies

	F2F	Web	Total
1. Screen 1	593	1262	1855
2. Screen 2	600	1270	1870
3. Screen 3	501	1188	1689
4. Screen 4	79	127	206
-1. Inapplicable	283	13	296

Weighted Percentages

	F2F		Web		Total	
	Raw	Weights	Raw	Weights	Raw	Weights
1. Screen 1	28.8	31.3	32.7	32.9	31.4	32.3
2. Screen 2	29.2	30.2	32.9	33.3	31.6	32.2
3. Screen 3	24.4	24.6	30.8	30.9	28.5	28.7
4. Screen 4	3.8	1.6	3.3	2.5	3.5	2.2
-1. Inapplicable	13.8	12.3	0.3	0.5	5.0	4.6

medsrc_tvprog_12_screen

Label: PRE: CASI/WEB screen number of TV prog CBS This Morning

Unweighted Frequencies

	F2F	Web	Total
1. Screen 1	563	1213	1776
2. Screen 2	534	1222	1756
3. Screen 3	573	1274	1847
4. Screen 4	103	138	241
-1. Inapplicable	283	13	296

Weighted Percentages

	F2F		Web		Total	
	Raw	Weights	Raw	Weights	Raw	Weights
1. Screen 1	27.4	29.9	31.4	32.0	30.0	31.2
2. Screen 2	26.0	25.8	31.7	31.2	29.7	29.3
3. Screen 3	27.9	30.0	33.0	33.6	31.2	32.3
4. Screen 4	5.0	2.1	3.6	2.8	4.1	2.5
-1. Inapplicable	13.8	12.3	0.3	0.5	5.0	4.6

medsrc_tvprog_13_screen

Label: PRE: CASI/WEB screen number of TV prog Chris Matthews Show

Unweighted Frequencies

	F2F	Web	Total
1. Screen 1	459	1239	1698
2. Screen 2	600	1241	1841
3. Screen 3	603	1251	1854
4. Screen 4	111	116	227
-1. Inapplicable	283	13	296

Weighted Percentages

	F2F		Web		Total	
	Raw	Weights	Raw	Weights	Raw	Weights
1. Screen 1	22.3	24.1	32.1	32.9	28.7	29.8
2. Screen 2	29.2	30.5	32.2	32.6	31.1	31.8
3. Screen 3	29.3	30.6	32.4	31.8	31.3	31.4
4. Screen 4	5.4	2.5	3.0	2.3	3.8	2.4
-1. Inapplicable	13.8	12.3	0.3	0.5	5.0	4.6

medsrc_tvprog_14_screen

Label: PRE: CASI/WEB screen number of TV prog Colbert Report

Unweighted Frequencies

	F2F	Web	Total
1. Screen 1	602	1258	1860
2. Screen 2	615	1232	1847
3. Screen 3	468	1217	1685
4. Screen 4	88	140	228
-1. Inapplicable	283	13	296

Weighted Percentages

	F2F		Web		Total	
	Raw	Weights	Raw	Weights	Raw	Weights
1. Screen 1	29.3	29.8	32.6	31.2	31.4	30.7
2. Screen 2	29.9	31.5	31.9	32.7	31.2	32.3
3. Screen 3	22.8	24.8	31.5	32.6	28.5	29.9
4. Screen 4	4.3	1.6	3.6	3.1	3.9	2.6
-1. Inapplicable	13.8	12.3	0.3	0.5	5.0	4.6

medsrc_tvprog_15_screen

Label: PRE: CASI/WEB screen number of TV prog Daily Show with Jon Stewart

Unweighted Frequencies

	F2F	Web	Total
1. Screen 1	437	1260	1697
2. Screen 2	629	1235	1864
3. Screen 3	602	1221	1823
4. Screen 4	105	131	236
-1. Inapplicable	283	13	296

Weighted Percentages

	F2F		Web		Total	
	Raw	Weights	Raw	Weights	Raw	Weights
1. Screen 1	21.3	22.2	32.6	33.7	28.7	29.7
2. Screen 2	30.6	33.0	32.0	31.7	31.5	32.1
3. Screen 3	29.3	30.3	31.6	31.0	30.8	30.8
4. Screen 4	5.1	2.2	3.4	3.1	4.0	2.7
-1. Inapplicable	13.8	12.3	0.3	0.5	5.0	4.6

medsrc_tvprog_16_screen

Label: PRE: CASI/WEB screen number of TV prog Dancing with the Stars

Unweighted Frequencies

	F2F	Web	Total
1. Screen 1	518	1225	1743
2. Screen 2	577	1217	1794
3. Screen 3	570	1266	1836
4. Screen 4	108	139	247
-1. Inapplicable	283	13	296

Weighted Percentages

	F2F		Web		Total	
	Raw	Weights	Raw	Weights	Raw	Weights
1. Screen 1	25.2	26.5	31.7	33.4	29.5	31.0
2. Screen 2	28.1	28.6	31.5	30.1	30.3	29.6
3. Screen 3	27.7	29.8	32.8	33.1	31.0	31.9
4. Screen 4	5.3	2.8	3.6	3.0	4.2	2.9
-1. Inapplicable	13.8	12.3	0.3	0.5	5.0	4.6

medsrc_tvprog_17_screen

Label: PRE: CASI/WEB screen number of TV prog Dateline NBC

Unweighted Frequencies

	F2F	Web	Total
1. Screen 1	513	1230	1743
2. Screen 2	660	1263	1923
3. Screen 3	508	1219	1727
4. Screen 4	92	135	227
-1. Inapplicable	283	13	296

Weighted Percentages

	F2F		Web		Total	
	Raw	Weights	Raw	Weights	Raw	Weights
1. Screen 1	25.0	26.4	31.9	32.3	29.5	30.2
2. Screen 2	32.1	35.3	32.7	32.3	32.5	33.4
3. Screen 3	24.7	23.8	31.6	32.0	29.2	29.2
4. Screen 4	4.5	2.2	3.5	2.9	3.8	2.7
-1. Inapplicable	13.8	12.3	0.3	0.5	5.0	4.6

medsrc_tvprog_18_screen

Label: PRE: CASI/WEB screen number of TV prog Doctors

Unweighted Frequencies

	F2F	Web	Total
1. Screen 1	479	1229	1708
2. Screen 2	643	1247	1890
3. Screen 3	551	1250	1801
4. Screen 4	100	121	221
-1. Inapplicable	283	13	296

Weighted Percentages

	F2F		Web		Total	
	Raw	Weights	Raw	Weights	Raw	Weights
1. Screen 1	23.3	23.9	31.8	31.6	28.9	28.9
2. Screen 2	31.3	34.7	32.3	33.1	31.9	33.7
3. Screen 3	26.8	26.8	32.4	32.2	30.4	30.3
4. Screen 4	4.9	2.3	3.1	2.6	3.7	2.5
-1. Inapplicable	13.8	12.3	0.3	0.5	5.0	4.6

medsrc_tvprog_19_screen

Label: PRE: CASI/WEB screen number of TV prog The Ellen DeGeneres Show

Unweighted Frequencies

	F2F	Web	Total
1. Screen 1	403	1245	1648
2. Screen 2	614	1243	1857
3. Screen 3	659	1232	1891
4. Screen 4	97	127	224
-1. Inapplicable	283	13	296

Weighted Percentages

	F2F		Web		Total	
	Raw	Weights	Raw	Weights	Raw	Weights
1. Screen 1	19.6	18.5	32.3	32.4	27.9	27.6
2. Screen 2	29.9	32.2	32.2	32.4	31.4	32.4
3. Screen 3	32.1	34.4	31.9	31.9	32.0	32.8
4. Screen 4	4.7	2.5	3.3	2.8	3.8	2.7
-1. Inapplicable	13.8	12.3	0.3	0.5	5.0	4.6

medsrc_tvprog_20_screen

Label: PRE: CASI/WEB screen number of TV prog Face the Nation

Unweighted Frequencies

	F2F	Web	Total
1. Screen 1	532	1211	1743
2. Screen 2	568	1266	1834
3. Screen 3	586	1221	1807
4. Screen 4	87	149	236
-1. Inapplicable	283	13	296

Weighted Percentages

	F2F		Web		Total	
	Raw	Weights	Raw	Weights	Raw	Weights
1. Screen 1	25.9	27.2	31.4	31.1	29.5	29.7
2. Screen 2	27.6	28.1	32.8	33.3	31.0	31.5
3. Screen 3	28.5	30.7	31.6	31.9	30.5	31.5
4. Screen 4	4.2	1.7	3.9	3.2	4.0	2.7
-1. Inapplicable	13.8	12.3	0.3	0.5	5.0	4.6

medsrc_tvprog_21_screen

Label: PRE: CASI/WEB screen number of TV prog The Five

Unweighted Frequencies

	F2F	Web	Total
1. Screen 1	557	1243	1800
2. Screen 2	552	1261	1813
3. Screen 3	568	1214	1782
4. Screen 4	96	129	225
-1. Inapplicable	283	13	296

Weighted Percentages

	F2F		Web		Total	
	Raw	Weights	Raw	Weights	Raw	Weights
1. Screen 1	27.1	29.3	32.2	32.5	30.4	31.4
2. Screen 2	26.8	26.4	32.7	33.4	30.6	31.0
3. Screen 3	27.6	29.5	31.5	30.8	30.1	30.3
4. Screen 4	4.7	2.5	3.3	2.8	3.8	2.7
-1. Inapplicable	13.8	12.3	0.3	0.5	5.0	4.6

medsrc_tvprog_22_screen

Label: PRE: CASI/WEB screen number of TV prog Fox Report

Unweighted Frequencies

	F2F	Web	Total
1. Screen 1	618	1210	1828
2. Screen 2	450	1258	1708
3. Screen 3	601	1256	1857
4. Screen 4	104	123	227
-1. Inapplicable	283	13	296

Weighted Percentages

	F2F		Web		Total	
	Raw	Weights	Raw	Weights	Raw	Weights
1. Screen 1	30.1	30.2	31.3	30.7	30.9	30.5
2. Screen 2	21.9	24.0	32.6	33.7	28.9	30.3
3. Screen 3	29.2	31.2	32.5	32.8	31.4	32.2
4. Screen 4	5.1	2.3	3.2	2.4	3.8	2.4
-1. Inapplicable	13.8	12.3	0.3	0.5	5.0	4.6

medsrc_tvprog_23_screen

Label: PRE: CASI/WEB screen number of TV prog Frontline

Unweighted Frequencies

	F2F	Web	Total
1. Screen 1	595	1251	1846
2. Screen 2	538	1256	1794
3. Screen 3	545	1202	1747
4. Screen 4	95	138	233
-1. Inapplicable	283	13	296

Weighted Percentages

	F2F		Web		Total	
	Raw	Weights	Raw	Weights	Raw	Weights
1. Screen 1	28.9	27.9	32.4	32.3	31.2	30.8
2. Screen 2	26.2	28.5	32.5	32.7	30.3	31.2
3. Screen 3	26.5	29.2	31.1	31.7	29.5	30.8
4. Screen 4	4.6	2.1	3.6	2.9	3.9	2.6
-1. Inapplicable	13.8	12.3	0.3	0.5	5.0	4.6

medsrc_tvprog_24_screen

Label: PRE: CASI/WEB screen number of TV prog Good Morning America

Unweighted Frequencies

	F2F	Web	Total
1. Screen 1	595	1227	1822
2. Screen 2	534	1196	1730
3. Screen 3	560	1280	1840
4. Screen 4	84	144	228
-1. Inapplicable	283	13	296

Weighted Percentages

	F2F		Web		Total	
	Raw	Weights	Raw	Weights	Raw	Weights
1. Screen 1	28.9	29.9	31.8	32.7	30.8	31.8
2. Screen 2	26.0	27.5	31.0	31.5	29.2	30.1
3. Screen 3	27.2	28.5	33.2	32.7	31.1	31.3
4. Screen 4	4.1	1.8	3.7	2.6	3.9	2.3
-1. Inapplicable	13.8	12.3	0.3	0.5	5.0	4.6

medsrc_tvprog_25_screen

Label: PRE: CASI/WEB screen number of TV prog Hannity

Unweighted Frequencies

	F2F	Web	Total
1. Screen 1	552	1269	1821
2. Screen 2	488	1240	1728
3. Screen 3	630	1209	1839
4. Screen 4	103	129	232
-1. Inapplicable	283	13	296

Weighted Percentages

	F2F		Web		Total	
	Raw	Weights	Raw	Weights	Raw	Weights
1. Screen 1	26.8	28.2	32.9	33.5	30.8	31.7
2. Screen 2	23.7	23.5	32.1	32.2	29.2	29.2
3. Screen 3	30.6	33.6	31.3	31.2	31.1	32.0
4. Screen 4	5.0	2.4	3.3	2.6	3.9	2.5
-1. Inapplicable	13.8	12.3	0.3	0.5	5.0	4.6

medsrc_tvprog_26_screen

Label: PRE: CASI/WEB screen number of TV prog Huckabee

Unweighted Frequencies

	F2F	Web	Total
1. Screen 1	598	1202	1800
2. Screen 2	550	1291	1841
3. Screen 3	543	1219	1762
4. Screen 4	82	135	217
-1. Inapplicable	283	13	296

Weighted Percentages

	F2F		Web		Total	
	Raw	Weights	Raw	Weights	Raw	Weights
1. Screen 1	29.1	32.2	31.1	31.7	30.4	31.9
2. Screen 2	26.8	25.9	33.4	31.6	31.1	29.6
3. Screen 3	26.4	27.7	31.6	33.3	29.8	31.4
4. Screen 4	4.0	1.9	3.5	2.9	3.7	2.6
-1. Inapplicable	13.8	12.3	0.3	0.5	5.0	4.6

medsrc_tvprog_27_screen

Label: PRE: CASI/WEB screen number of TV prog Insider

Unweighted Frequencies

	F2F	Web	Total
1. Screen 1	642	1217	1859
2. Screen 2	515	1277	1792
3. Screen 3	520	1217	1737
4. Screen 4	96	136	232
-1. Inapplicable	283	13	296

Weighted Percentages

	F2F		Web		Total	
	Raw	Weights	Raw	Weights	Raw	Weights
1. Screen 1	31.2	32.5	31.5	32.1	31.4	32.3
2. Screen 2	25.0	25.9	33.1	32.4	30.3	30.1
3. Screen 3	25.3	27.0	31.5	32.2	29.4	30.4
4. Screen 4	4.7	2.2	3.5	2.9	3.9	2.6
-1. Inapplicable	13.8	12.3	0.3	0.5	5.0	4.6

medsrc_tvprog_28_screen

Label: PRE: CASI/WEB screen number of TV prog Jimmy Kimmel Live

Unweighted Frequencies

	F2F	Web	Total
1. Screen 1	612	1220	1832
2. Screen 2	514	1255	1769
3. Screen 3	540	1246	1786
4. Screen 4	107	126	233
-1. Inapplicable	283	13	296

Weighted Percentages

	F2F		Web		Total	
	Raw	Weights	Raw	Weights	Raw	Weights
1. Screen 1	29.8	30.8	31.6	32.1	31.0	31.7
2. Screen 2	25.0	26.5	32.5	32.5	29.9	30.4
3. Screen 3	26.3	28.1	32.3	32.4	30.2	30.9
4. Screen 4	5.2	2.2	3.3	2.6	3.9	2.5
-1. Inapplicable	13.8	12.3	0.3	0.5	5.0	4.6

medsrc_tvprog_29_screen

Label: PRE: CASI/WEB screen number of TV prog Key and Peele

Unweighted Frequencies

	F2F	Web	Total
1. Screen 1	631	1245	1876
2. Screen 2	534	1197	1731
3. Screen 3	512	1262	1774
4. Screen 4	96	143	239
-1. Inapplicable	283	13	296

Weighted Percentages

	F2F		Web		Total	
	Raw	Weights	Raw	Weights	Raw	Weights
1. Screen 1	30.7	31.6	32.3	33.5	31.7	32.8
2. Screen 2	26.0	26.1	31.0	31.1	29.3	29.4
3. Screen 3	24.9	28.0	32.7	32.1	30.0	30.7
4. Screen 4	4.7	1.9	3.7	2.9	4.0	2.6
-1. Inapplicable	13.8	12.3	0.3	0.5	5.0	4.6

medsrc_tvprog_30_screen

Label: PRE: CASI/WEB screen number of TV prog Late Late Show w/Craig Ferguson

Unweighted Frequencies

	F2F	Web	Total
1. Screen 1	510	1246	1756
2. Screen 2	600	1256	1856
3. Screen 3	576	1211	1787
4. Screen 4	87	134	221
-1. Inapplicable	283	13	296

Weighted Percentages

	F2F		Web		Total	
	Raw	Weights	Raw	Weights	Raw	Weights
1. Screen 1	24.8	25.9	32.3	32.1	29.7	30.0
2. Screen 2	29.2	29.9	32.5	32.3	31.4	31.5
3. Screen 3	28.0	30.1	31.4	32.4	30.2	31.6
4. Screen 4	4.2	1.8	3.5	2.7	3.7	2.4
-1. Inapplicable	13.8	12.3	0.3	0.5	5.0	4.6

medsrc_tvprog_31_screen

Label: PRE: CASI/WEB screen number of TV prog Late Show with David Letterman

Unweighted Frequencies

	F2F	Web	Total
1. Screen 1	547	1270	1817
2. Screen 2	532	1231	1763
3. Screen 3	582	1206	1788
4. Screen 4	112	140	252
-1. Inapplicable	283	13	296

Weighted Percentages

	F2F		Web		Total	
	Raw	Weights	Raw	Weights	Raw	Weights
1. Screen 1	26.6	27.2	32.9	34.1	30.7	31.7
2. Screen 2	25.9	28.0	31.9	31.6	29.8	30.3
3. Screen 3	28.3	29.8	31.2	30.6	30.2	30.3
4. Screen 4	5.4	2.7	3.6	3.3	4.3	3.1
-1. Inapplicable	13.8	12.3	0.3	0.5	5.0	4.6

medsrc_tvprog_32_screen

Label: PRE: CASI/WEB screen number of TV prog Meet the Press

Unweighted Frequencies

	F2F	Web	Total
1. Screen 1	588	1204	1792
2. Screen 2	561	1262	1823
3. Screen 3	527	1236	1763
4. Screen 4	97	145	242
-1. Inapplicable	283	13	296

Weighted Percentages

	F2F		Web		Total	
	Raw	Weights	Raw	Weights	Raw	Weights
1. Screen 1	28.6	30.4	31.2	31.5	30.3	31.1
2. Screen 2	27.3	29.2	32.7	31.8	30.8	30.9
3. Screen 3	25.6	26.2	32.0	33.0	29.8	30.6
4. Screen 4	4.7	1.9	3.8	3.2	4.1	2.8
-1. Inapplicable	13.8	12.3	0.3	0.5	5.0	4.6

medsrc_tvprog_33_screen

Label: PRE: CASI/WEB screen number of TV prog The Mentalist

Unweighted Frequencies

	F2F	Web	Total
1. Screen 1	538	1248	1786
2. Screen 2	573	1187	1760
3. Screen 3	534	1276	1810
4. Screen 4	128	136	264
-1. Inapplicable	283	13	296

Weighted Percentages

	F2F		Web		Total	
	Raw	Weights	Raw	Weights	Raw	Weights
1. Screen 1	26.2	26.2	32.3	32.6	30.2	30.4
2. Screen 2	27.9	31.3	30.8	30.2	29.7	30.6
3. Screen 3	26.0	27.3	33.1	33.8	30.6	31.5
4. Screen 4	6.2	3.0	3.5	3.0	4.5	3.0
-1. Inapplicable	13.8	12.3	0.3	0.5	5.0	4.6

medsrc_tvprog_34_screen

Label: PRE: CASI/WEB screen number of TV prog NBC Nightly News

Unweighted Frequencies

	F2F	Web	Total
1. Screen 1	584	1283	1867
2. Screen 2	512	1208	1720
3. Screen 3	555	1238	1793
4. Screen 4	122	118	240
-1. Inapplicable	283	13	296

Weighted Percentages

	F2F		Web		Total	
	Raw	Weights	Raw	Weights	Raw	Weights
1. Screen 1	28.4	31.5	33.2	32.5	31.6	32.2
2. Screen 2	24.9	25.5	31.3	31.4	29.1	29.3
3. Screen 3	27.0	28.0	32.1	32.8	30.3	31.2
4. Screen 4	5.9	2.7	3.1	2.8	4.1	2.8
-1. Inapplicable	13.8	12.3	0.3	0.5	5.0	4.6

medsrc_tvprog_35_screen

Label: PRE: CASI/WEB screen number of TV prog NCIS

Unweighted Frequencies

	F2F	Web	Total
1. Screen 1	575	1247	1822
2. Screen 2	551	1219	1770
3. Screen 3	549	1239	1788
4. Screen 4	98	142	240
-1. Inapplicable	283	13	296

Weighted Percentages

	F2F		Web		Total	
	Raw	Weights	Raw	Weights	Raw	Weights
1. Screen 1	28.0	29.8	32.3	30.9	30.8	30.5
2. Screen 2	26.8	26.2	31.6	32.7	29.9	30.4
3. Screen 3	26.7	29.5	32.1	32.8	30.2	31.6
4. Screen 4	4.8	2.2	3.7	3.2	4.1	2.8
-1. Inapplicable	13.8	12.3	0.3	0.5	5.0	4.6

medsrc_tvprog_36_screen

Label: PRE: CASI/WEB screen number of TV prog O'Reilly Factor

Unweighted Frequencies

	F2F	Web	Total
1. Screen 1	524	1246	1770
2. Screen 2	566	1221	1787
3. Screen 3	561	1238	1799
4. Screen 4	122	142	264
-1. Inapplicable	283	13	296

Weighted Percentages

	F2F		Web		Total	
	Raw	Weights	Raw	Weights	Raw	Weights
1. Screen 1	25.5	26.7	32.3	30.9	29.9	29.4
2. Screen 2	27.5	27.3	31.6	32.4	30.2	30.6
3. Screen 3	27.3	30.7	32.1	33.2	30.4	32.4
4. Screen 4	5.9	3.0	3.7	3.0	4.5	3.0
-1. Inapplicable	13.8	12.3	0.3	0.5	5.0	4.6

medsrc_tvprog_37_screen

Label: PRE: CASI/WEB screen num of TV prog On the Record w/Greta Van Susteren

Unweighted Frequencies

	F2F	Web	Total
1. Screen 1	558	1268	1826
2. Screen 2	580	1221	1801
3. Screen 3	539	1237	1776
4. Screen 4	96	121	217
-1. Inapplicable	283	13	296

Weighted Percentages

	F2F		Web		Total	
	Raw	Weights	Raw	Weights	Raw	Weights
1. Screen 1	27.1	28.4	32.8	33.3	30.9	31.6
2. Screen 2	28.2	29.3	31.6	31.7	30.4	30.9
3. Screen 3	26.2	27.5	32.0	32.6	30.0	30.8
4. Screen 4	4.7	2.5	3.1	2.0	3.7	2.2
-1. Inapplicable	13.8	12.3	0.3	0.5	5.0	4.6

medsrc_tvprog_38_screen

Label: PRE: CASI/WEB screen number of TV prog Person of Interest

Unweighted Frequencies

	F2F	Web	Total
1. Screen 1	558	1215	1773
2. Screen 2	542	1257	1799
3. Screen 3	565	1226	1791
4. Screen 4	108	149	257
-1. Inapplicable	283	13	296

Weighted Percentages

	F2F		Web		Total	
	Raw	Weights	Raw	Weights	Raw	Weights
1. Screen 1	27.1	29.6	31.5	31.6	30.0	30.9
2. Screen 2	26.4	26.9	32.6	34.1	30.4	31.6
3. Screen 3	27.5	28.5	31.8	30.8	30.3	30.0
4. Screen 4	5.3	2.6	3.9	3.1	4.3	2.9
-1. Inapplicable	13.8	12.3	0.3	0.5	5.0	4.6

medsrc_tvprog_39_screen

Label: PRE: CASI/WEB screen number of TV prog Rock Center with Brian Williams

Unweighted Frequencies

	F2F	Web	Total
1. Screen 1	529	1272	1801
2. Screen 2	546	1240	1786
3. Screen 3	594	1209	1803
4. Screen 4	104	126	230
-1. Inapplicable	283	13	296

Weighted Percentages

	F2F		Web		Total	
	Raw	Weights	Raw	Weights	Raw	Weights
1. Screen 1	25.7	26.5	33.0	32.8	30.4	30.6
2. Screen 2	26.6	28.1	32.1	31.7	30.2	30.4
3. Screen 3	28.9	30.7	31.3	32.5	30.5	31.9
4. Screen 4	5.1	2.3	3.3	2.5	3.9	2.5
-1. Inapplicable	13.8	12.3	0.3	0.5	5.0	4.6

medsrc_tvprog_40_screen

Label: PRE: CASI/WEB screen number of TV prog Saturday Night Live

Unweighted Frequencies

	F2F	Web	Total
1. Screen 1	589	1214	1803
2. Screen 2	527	1246	1773
3. Screen 3	557	1249	1806
4. Screen 4	100	138	238
-1. Inapplicable	283	13	296

Weighted Percentages

	F2F		Web		Total	
	Raw	Weights	Raw	Weights	Raw	Weights
1. Screen 1	28.6	29.2	31.5	31.4	30.5	30.6
2. Screen 2	25.6	27.0	32.3	33.0	30.0	30.9
3. Screen 3	27.1	29.3	32.4	31.7	30.5	30.9
4. Screen 4	4.9	2.1	3.6	3.4	4.0	3.0
-1. Inapplicable	13.8	12.3	0.3	0.5	5.0	4.6

medsrc_tvprog_41_screen

Label: PRE: CASI/WEB screen number of TV prog Special Report with Bret Baier

Unweighted Frequencies

	F2F	Web	Total
1. Screen 1	543	1235	1778
2. Screen 2	530	1256	1786
3. Screen 3	592	1223	1815
4. Screen 4	108	133	241
-1. Inapplicable	283	13	296

Weighted Percentages

	F2F		Web		Total	
	Raw	Weights	Raw	Weights	Raw	Weights
1. Screen 1	26.4	29.1	32.0	32.0	30.1	31.0
2. Screen 2	25.8	27.2	32.5	33.1	30.2	31.1
3. Screen 3	28.8	28.9	31.7	31.5	30.7	30.6
4. Screen 4	5.3	2.5	3.4	2.9	4.1	2.8
-1. Inapplicable	13.8	12.3	0.3	0.5	5.0	4.6

medsrc_tvprog_42_screen

Label: PRE: CASI/WEB screen number of TV prog Tavis Smiley

Unweighted Frequencies

	F2F	Web	Total
1. Screen 1	558	1165	1723
2. Screen 2	481	1289	1770
3. Screen 3	608	1263	1871
4. Screen 4	126	130	256
-1. Inapplicable	283	13	296

Weighted Percentages

	F2F		Web		Total	
	Raw	Weights	Raw	Weights	Raw	Weights
1. Screen 1	27.1	28.8	30.2	30.3	29.1	29.8
2. Screen 2	23.4	24.4	33.4	33.2	29.9	30.1
3. Screen 3	29.6	31.5	32.7	33.0	31.6	32.5
4. Screen 4	6.1	3.0	3.4	3.0	4.3	3.0
-1. Inapplicable	13.8	12.3	0.3	0.5	5.0	4.6

medsrc_tvprog_43_screen

Label: PRE: CASI/WEB screen number of TV prog Sunday Morning

Unweighted Frequencies

	F2F	Web	Total
1. Screen 1	570	1250	1820
2. Screen 2	545	1296	1841
3. Screen 3	532	1181	1713
4. Screen 4	126	120	246
-1. Inapplicable	283	13	296

Weighted Percentages

	F2F		Web		Total	
	Raw	Weights	Raw	Weights	Raw	Weights
1. Screen 1	27.7	28.9	32.4	33.1	30.8	31.6
2. Screen 2	26.5	27.1	33.6	34.2	31.1	31.7
3. Screen 3	25.9	29.0	30.6	30.3	29.0	29.8
4. Screen 4	6.1	2.7	3.1	2.0	4.2	2.3
-1. Inapplicable	13.8	12.3	0.3	0.5	5.0	4.6

medsrc_tvprog_44_screen

Label: PRE: CASI/WEB screen number of TV prog The View

Unweighted Frequencies

	F2F	Web	Total
1. Screen 1	579	1253	1832
2. Screen 2	611	1178	1789
3. Screen 3	491	1283	1774
4. Screen 4	92	133	225
-1. Inapplicable	283	13	296

Weighted Percentages

	F2F		Web		Total	
	Raw	Weights	Raw	Weights	Raw	Weights
1. Screen 1	28.2	29.1	32.5	33.9	31.0	32.2
2. Screen 2	29.7	31.0	30.5	29.8	30.2	30.3
3. Screen 3	23.9	25.4	33.2	33.2	30.0	30.4
4. Screen 4	4.5	2.2	3.4	2.7	3.8	2.5
-1. Inapplicable	13.8	12.3	0.3	0.5	5.0	4.6

medsrc_tvprog_45_screen

Label: PRE: CASI/WEB screen number of TV prog This Week

Unweighted Frequencies

	F2F	Web	Total
1. Screen 1	532	1264	1796
2. Screen 2	481	1202	1683
3. Screen 3	655	1241	1896
4. Screen 4	105	140	245
-1. Inapplicable	283	13	296

Weighted Percentages

	F2F		Web		Total	
	Raw	Weights	Raw	Weights	Raw	Weights
1. Screen 1	25.9	27.8	32.7	33.1	30.4	31.3
2. Screen 2	23.4	24.2	31.1	30.8	28.4	28.5
3. Screen 3	31.9	33.3	32.2	32.5	32.0	32.8
4. Screen 4	5.1	2.3	3.6	3.1	4.1	2.8
-1. Inapplicable	13.8	12.3	0.3	0.5	5.0	4.6

medsrc_tvprog_46_screen

Label: PRE: CASI/WEB screen number of TV prog Today Show

Unweighted Frequencies

	F2F	Web	Total
1. Screen 1	536	1208	1744
2. Screen 2	480	1192	1672
3. Screen 3	636	1308	1944
4. Screen 4	121	139	260
-1. Inapplicable	283	13	296

Weighted Percentages

	F2F		Web		Total	
	Raw	Weights	Raw	Weights	Raw	Weights
1. Screen 1	26.1	27.5	31.3	30.8	29.5	29.7
2. Screen 2	23.3	26.0	30.9	32.0	28.3	29.9
3. Screen 3	30.9	31.6	33.9	33.7	32.9	33.0
4. Screen 4	5.9	2.6	3.6	3.0	4.4	2.8
-1. Inapplicable	13.8	12.3	0.3	0.5	5.0	4.6

medsrc_tvprog_47_screen

Label: PRE: CASI/WEB screen number of TV prog The Voice

Unweighted Frequencies

	F2F	Web	Total
1. Screen 1	584	1217	1801
2. Screen 2	582	1299	1881
3. Screen 3	529	1194	1723
4. Screen 4	78	137	215
-1. Inapplicable	283	13	296

Weighted Percentages

	F2F		Web		Total	
	Raw	Weights	Raw	Weights	Raw	Weights
1. Screen 1	28.4	28.2	31.5	31.7	30.4	30.5
2. Screen 2	28.3	31.0	33.7	34.6	31.8	33.3
3. Screen 3	25.7	26.6	30.9	30.9	29.1	29.4
4. Screen 4	3.8	2.0	3.5	2.3	3.6	2.2
-1. Inapplicable	13.8	12.3	0.3	0.5	5.0	4.6

medsrc_tvprog_48_screen

Label: PRE: CASI/WEB screen number of TV prog The Talk

Unweighted Frequencies

	F2F	Web	Total
1. Screen 1	615	1207	1822
2. Screen 2	507	1249	1756
3. Screen 3	544	1251	1795
4. Screen 4	107	140	247
-1. Inapplicable	283	13	296

Weighted Percentages

	F2F		Web		Total	
	Raw	Weights	Raw	Weights	Raw	Weights
1. Screen 1	29.9	30.9	31.3	31.9	30.8	31.6
2. Screen 2	24.7	26.1	32.4	33.4	29.7	30.9
3. Screen 3	26.5	28.3	32.4	31.7	30.3	30.6
4. Screen 4	5.2	2.3	3.6	2.5	4.2	2.4
-1. Inapplicable	13.8	12.3	0.3	0.5	5.0	4.6

medsrc_tvprog_49_screen

Label: PRE: CASI/WEB screen number of TV prog Al Punto

Unweighted Frequencies

	F2F	Web	Total
1. Screen 1	105	136	241
2. Screen 2	101	129	230
3. Screen 3	105	133	238
4. Screen 4	88	136	224
-1. Inapplicable	1657	3326	4983

Weighted Percentages

	F2F		Web		Total	
	Raw	Weights	Raw	Weights	Raw	Weights
1. Screen 1	5.1	2.5	3.5	2.9	4.1	2.7
2. Screen 2	4.9	2.3	3.3	2.7	3.9	2.6
3. Screen 3	5.1	2.2	3.4	2.6	4.0	2.5
4. Screen 4	4.3	2.1	3.5	3.0	3.8	2.7
-1. Inapplicable	80.6	90.8	86.2	88.8	84.2	89.5

medsrc_tvprog_50_screen

Label: PRE: CASI/WEB screen number of TV prog Al Rojo Vivo

Unweighted Frequencies

	F2F	Web	Total
1. Screen 1	102	139	241
2. Screen 2	107	140	247
3. Screen 3	97	134	231
4. Screen 4	93	121	214
-1. Inapplicable	1657	3326	4983

Weighted Percentages

	F2F		Web		Total	
	Raw	Weights	Raw	Weights	Raw	Weights
1. Screen 1	5.0	2.2	3.6	3.4	4.1	3.0
2. Screen 2	5.2	2.3	3.6	2.5	4.2	2.4
3. Screen 3	4.7	2.1	3.5	2.5	3.9	2.4
4. Screen 4	4.5	2.5	3.1	2.8	3.6	2.7
-1. Inapplicable	80.6	90.8	86.2	88.8	84.2	89.5

medsrc_tvprog_51_screen

Label: PRE: CASI/WEB screen number of TV prog Aqui y Ahora

Unweighted Frequencies

	F2F	Web	Total
1. Screen 1	114	132	246
2. Screen 2	101	146	247
3. Screen 3	90	124	214
4. Screen 4	94	132	226
-1. Inapplicable	1657	3326	4983

Weighted Percentages

	F2F		Web		Total	
	Raw	Weights	Raw	Weights	Raw	Weights
1. Screen 1	5.5	2.9	3.4	3.1	4.2	3.0
2. Screen 2	4.9	2.0	3.8	3.0	4.2	2.6
3. Screen 3	4.4	2.2	3.2	2.7	3.6	2.5
4. Screen 4	4.6	2.2	3.4	2.4	3.8	2.3
-1. Inapplicable	80.6	90.8	86.2	88.8	84.2	89.5

medsrc_tvprog_52_screen

Label: PRE: CASI/WEB screen number of TV prog CNN en Espanol

Unweighted Frequencies

	F2F	Web	Total
1. Screen 1	97	143	240
2. Screen 2	93	116	209
3. Screen 3	96	140	236
4. Screen 4	113	135	248
-1. Inapplicable	1657	3326	4983

Weighted Percentages

	F2F		Web		Total	
	Raw	Weights	Raw	Weights	Raw	Weights
1. Screen 1	4.7	2.4	3.7	3.0	4.1	2.8
2. Screen 2	4.5	1.7	3.0	2.4	3.5	2.2
3. Screen 3	4.7	2.8	3.6	2.5	4.0	2.6
4. Screen 4	5.5	2.3	3.5	3.3	4.2	3.0
-1. Inapplicable	80.6	90.8	86.2	88.8	84.2	89.5

medsrc_tvprog_53_screen

Label: PRE: CASI/WEB screen number of TV prog Despierta America

Unweighted Frequencies

	F2F	Web	Total
1. Screen 1	102	134	236
2. Screen 2	103	121	224
3. Screen 3	130	142	272
4. Screen 4	64	137	201
-1. Inapplicable	1657	3326	4983

Weighted Percentages

	F2F		Web		Total	
	Raw	Weights	Raw	Weights	Raw	Weights
1. Screen 1	5.0	2.2	3.5	2.7	4.0	2.5
2. Screen 2	5.0	2.4	3.1	2.7	3.8	2.6
3. Screen 3	6.3	3.0	3.7	2.8	4.6	2.9
4. Screen 4	3.1	1.6	3.5	3.0	3.4	2.5
-1. Inapplicable	80.6	90.8	86.2	88.8	84.2	89.5

medsrc_tvprog_54_screen

Label: PRE: CASI/WEB screen number of TV prog ElGordo y La Flaca

Unweighted Frequencies

	F2F	Web	Total
1. Screen 1	116	132	248
2. Screen 2	102	134	236
3. Screen 3	88	135	223
4. Screen 4	93	133	226
-1. Inapplicable	1657	3326	4983

Weighted Percentages

	F2F		Web		Total	
	Raw	Weights	Raw	Weights	Raw	Weights
1. Screen 1	5.6	2.9	3.4	2.6	4.2	2.7
2. Screen 2	5.0	2.3	3.5	3.1	4.0	2.8
3. Screen 3	4.3	1.6	3.5	2.8	3.8	2.3
4. Screen 4	4.5	2.5	3.4	2.7	3.8	2.6
-1. Inapplicable	80.6	90.8	86.2	88.8	84.2	89.5

medsrc_tvprog_55_screen

Label: PRE: CASI/WEB screen number of TV prog Enfoque

Unweighted Frequencies

	F2F	Web	Total
1. Screen 1	95	154	249
2. Screen 2	90	120	210
3. Screen 3	111	137	248
4. Screen 4	103	123	226
-1. Inapplicable	1657	3326	4983

Weighted Percentages

	F2F		Web		Total	
	Raw	Weights	Raw	Weights	Raw	Weights
1. Screen 1	4.6	2.1	4.0	3.0	4.2	2.7
2. Screen 2	4.4	2.0	3.1	3.2	3.5	2.8
3. Screen 3	5.4	2.5	3.5	2.5	4.2	2.5
4. Screen 4	5.0	2.6	3.2	2.4	3.8	2.5
-1. Inapplicable	80.6	90.8	86.2	88.8	84.2	89.5

medsrc_tvprog_56_screen

Label: PRE: CASI/WEB screen number of TV prog Hoy

Unweighted Frequencies

	F2F	Web	Total
1. Screen 1	96	131	227
2. Screen 2	84	138	222
3. Screen 3	107	132	239
4. Screen 4	112	133	245
-1. Inapplicable	1657	3326	4983

Weighted Percentages

	F2F		Web		Total	
	Raw	Weights	Raw	Weights	Raw	Weights
1. Screen 1	4.7	2.0	3.4	3.2	3.8	2.8
2. Screen 2	4.1	2.0	3.6	2.3	3.8	2.2
3. Screen 3	5.2	2.4	3.4	2.8	4.0	2.7
4. Screen 4	5.4	2.8	3.4	2.8	4.1	2.8
-1. Inapplicable	80.6	90.8	86.2	88.8	84.2	89.5

medsrc_tvprog_57_screen

Label: PRE: CASI/WEB screen number of TV prog Lo Mejor de Caso Cerado

Unweighted Frequencies

	F2F	Web	Total
1. Screen 1	107	139	246
2. Screen 2	103	123	226
3. Screen 3	101	134	235
4. Screen 4	88	138	226
-1. Inapplicable	1657	3326	4983

Weighted Percentages

	F2F		Web		Total	
	Raw	Weights	Raw	Weights	Raw	Weights
1. Screen 1	5.2	2.5	3.6	2.9	4.2	2.8
2. Screen 2	5.0	2.2	3.2	2.9	3.8	2.7
3. Screen 3	4.9	2.5	3.5	2.5	4.0	2.5
4. Screen 4	4.3	1.9	3.6	2.8	3.8	2.5
-1. Inapplicable	80.6	90.8	86.2	88.8	84.2	89.5

medsrc_tvprog_58_screen

Label: PRE: CASI/WEB screen number of TV prog Noticiero Enrique Gratas

Unweighted Frequencies

	F2F	Web	Total
1. Screen 1	101	105	206
2. Screen 2	106	158	264
3. Screen 3	90	138	228
4. Screen 4	102	133	235
-1. Inapplicable	1657	3326	4983

Weighted Percentages

	F2F		Web		Total	
	Raw	Weights	Raw	Weights	Raw	Weights
1. Screen 1	4.9	2.2	2.7	2.1	3.5	2.1
2. Screen 2	5.2	2.5	4.1	3.8	4.5	3.4
3. Screen 3	4.4	2.2	3.6	2.8	3.9	2.6
4. Screen 4	5.0	2.3	3.4	2.5	4.0	2.4
-1. Inapplicable	80.6	90.8	86.2	88.8	84.2	89.5

medsrc_tvprog_59_screen

Label: PRE: CASI/WEB screen number of TV prog Noticiero Telemundo

Unweighted Frequencies

	F2F	Web	Total
1. Screen 1	96	146	242
2. Screen 2	121	130	251
3. Screen 3	89	130	219
4. Screen 4	93	128	221
-1. Inapplicable	1657	3326	4983

Weighted Percentages

	F2F		Web		Total	
	Raw	Weights	Raw	Weights	Raw	Weights
1. Screen 1	4.7	2.1	3.8	3.1	4.1	2.8
2. Screen 2	5.9	3.0	3.4	2.6	4.2	2.7
3. Screen 3	4.3	2.1	3.4	2.8	3.7	2.5
4. Screen 4	4.5	2.1	3.3	2.7	3.7	2.5
-1. Inapplicable	80.6	90.8	86.2	88.8	84.2	89.5

medsrc_tvprog_60_screen

Label: PRE: CASI/WEB screen number of TV prog Noticiero Univision

Unweighted Frequencies

	F2F	Web	Total
1. Screen 1	105	152	257
2. Screen 2	86	120	206
3. Screen 3	101	125	226
4. Screen 4	107	137	244
-1. Inapplicable	1657	3326	4983

Weighted Percentages

	F2F		Web		Total	
	Raw	Weights	Raw	Weights	Raw	Weights
1. Screen 1	5.1	2.8	3.9	3.3	4.3	3.1
2. Screen 2	4.2	2.0	3.1	2.5	3.5	2.3
3. Screen 3	4.9	2.3	3.2	2.2	3.8	2.2
4. Screen 4	5.2	2.1	3.5	3.2	4.1	2.8
-1. Inapplicable	80.6	90.8	86.2	88.8	84.2	89.5

medsrc_tvprog_61_screen

Label: PRE: CASI/WEB screen number of TV prog Pa'lante con Cristiana

Unweighted Frequencies

	F2F	Web	Total
1. Screen 1	79	139	218
2. Screen 2	118	117	235
3. Screen 3	93	146	239
4. Screen 4	109	132	241
-1. Inapplicable	1657	3326	4983

Weighted Percentages

	F2F		Web		Total	
	Raw	Weights	Raw	Weights	Raw	Weights
1. Screen 1	3.8	1.5	3.6	2.9	3.7	2.4
2. Screen 2	5.7	3.0	3.0	2.4	4.0	2.6
3. Screen 3	4.5	2.2	3.8	3.3	4.0	2.9
4. Screen 4	5.3	2.5	3.4	2.6	4.1	2.5
-1. Inapplicable	80.6	90.8	86.2	88.8	84.2	89.5

medsrc_tvprog_62_screen

Label: PRE: CASI/WEB screen number of TV prog Pequeenos Gigantes

Unweighted Frequencies

	F2F	Web	Total
1. Screen 1	107	129	236
2. Screen 2	79	133	212
3. Screen 3	114	124	238
4. Screen 4	99	148	247
-1. Inapplicable	1657	3326	4983

Weighted Percentages

	F2F		Web		Total	
	Raw	Weights	Raw	Weights	Raw	Weights
1. Screen 1	5.2	2.4	3.3	2.3	4.0	2.3
2. Screen 2	3.8	1.5	3.4	2.8	3.6	2.4
3. Screen 3	5.5	2.5	3.2	2.8	4.0	2.7
4. Screen 4	4.8	2.8	3.8	3.2	4.2	3.1
-1. Inapplicable	80.6	90.8	86.2	88.8	84.2	89.5

medsrc_tvprog_63_screen

Label: PRE: CASI/WEB screen number of TV prog Primer Impacto

Unweighted Frequencies

	F2F	Web	Total
1. Screen 1	107	132	239
2. Screen 2	95	132	227
3. Screen 3	111	149	260
4. Screen 4	86	121	207
-1. Inapplicable	1657	3326	4983

Weighted Percentages

	F2F		Web		Total	
	Raw	Weights	Raw	Weights	Raw	Weights
1. Screen 1	5.2	2.3	3.4	2.8	4.0	2.6
2. Screen 2	4.6	2.1	3.4	2.5	3.8	2.4
3. Screen 3	5.4	2.8	3.9	3.1	4.4	3.0
4. Screen 4	4.2	2.0	3.1	2.9	3.5	2.5
-1. Inapplicable	80.6	90.8	86.2	88.8	84.2	89.5

medsrc_tvprog_64_screen

Label: PRE: CASI/WEB screen number of TV prog Sabado Gigante

Unweighted Frequencies

	F2F	Web	Total
1. Screen 1	104	136	240
2. Screen 2	92	137	229
3. Screen 3	95	121	216
4. Screen 4	108	140	248
-1. Inapplicable	1657	3326	4983

Weighted Percentages

	F2F		Web		Total	
	Raw	Weights	Raw	Weights	Raw	Weights
1. Screen 1	5.1	2.3	3.5	3.2	4.1	2.9
2. Screen 2	4.5	2.0	3.5	2.4	3.9	2.3
3. Screen 3	4.6	1.9	3.1	2.7	3.7	2.4
4. Screen 4	5.3	2.9	3.6	3.0	4.2	3.0
-1. Inapplicable	80.6	90.8	86.2	88.8	84.2	89.5

medsrc_tvprog_01

Label: PRE: CASI/WEB Which tv programs R watches regularly: mention
20/20

Unweighted Frequencies

	F2F	Web	Total
0. Not selected by R	1232	2722	3954
1. Selected by R	541	788	1329
-1. Inapplicable	283	350	633

Weighted Percentages

	F2F		Web		Total	
	Raw	Weights	Raw	Weights	Raw	Weights
0. Not selected by R	59.9	63.2	70.5	70.8	66.8	68.1
1. Selected by R	26.3	24.5	20.4	18.6	22.5	20.6
-1. Inapplicable	13.8	12.3	9.1	10.7	10.7	11.2

medsrc_tvprog_02

Label: PRE: CASI/WEB Which tv progs R watches regularly: mention 60 Minutes

Unweighted Frequencies

	F2F	Web	Total
0. Not selected by R	1156	2409	3565
1. Selected by R	617	1101	1718
-1. Inapplicable	283	350	633

Weighted Percentages

	F2F		Web		Total	
	Raw	Weights	Raw	Weights	Raw	Weights
0. Not selected by R	56.2	59.2	62.4	64.8	60.3	62.9
1. Selected by R	30.0	28.5	28.5	24.5	29.0	25.9
-1. Inapplicable	13.8	12.3	9.1	10.7	10.7	11.2

medsrc_tvprog_03

Label: PRE: CASI/WEB Wch tv prgs R watches reg'ly: mention ABC News
Nightline

Unweighted Frequencies

	F2F	Web	Total
0. Not selected by R	1324	2843	4167
1. Selected by R	449	667	1116
-1. Inapplicable	283	350	633

Weighted Percentages

	F2F		Web		Total	
	Raw	Weights	Raw	Weights	Raw	Weights
0. Not selected by R	64.4	68.8	73.7	74.9	70.4	72.8
1. Selected by R	21.8	18.9	17.3	14.4	18.9	16.0
-1. Inapplicable	13.8	12.3	9.1	10.7	10.7	11.2

medsrc_tvprog_04

Label: PRE: CASI/WEB Wch tv prgs R watch reg'ly: mentn ABC World News Tonight

Unweighted Frequencies

	F2F	Web	Total
0. Not selected by R	1354	2795	4149
1. Selected by R	419	715	1134
-1. Inapplicable	283	350	633

Weighted Percentages

	F2F		Web		Total	
	Raw	Weights	Raw	Weights	Raw	Weights
0. Not selected by R	65.9	69.7	72.4	73.9	70.1	72.4
1. Selected by R	20.4	18.0	18.5	15.4	19.2	16.3
-1. Inapplicable	13.8	12.3	9.1	10.7	10.7	11.2

medsrc_tvprog_05

Label: PRE: CASI/WEB Which tv progs R watches regularly: mention America Live

Unweighted Frequencies

	F2F	Web	Total
0. Not selected by R	1723	3436	5159
1. Selected by R	50	74	124
-1. Inapplicable	283	350	633

Weighted Percentages

	F2F		Web		Total	
	Raw	Weights	Raw	Weights	Raw	Weights
0. Not selected by R	83.8	85.9	89.0	87.6	87.2	87.0
1. Selected by R	2.4	1.8	1.9	1.8	2.1	1.8
-1. Inapplicable	13.8	12.3	9.1	10.7	10.7	11.2

medsrc_tvprog_06

Label: PRE: CASI/WEB Wch tv prgs R watches reg'ly: mentn America
This Morning

Unweighted Frequencies

	F2F	Web	Total
0. Not selected by R	1582	3371	4953
1. Selected by R	191	139	330
-1. Inapplicable	283	350	633

Weighted Percentages

	F2F		Web		Total	
	Raw	Weights	Raw	Weights	Raw	Weights
0. Not selected by R	76.9	80.2	87.3	86.3	83.7	84.2
1. Selected by R	9.3	7.5	3.6	3.1	5.6	4.6
-1. Inapplicable	13.8	12.3	9.1	10.7	10.7	11.2

medsrc_tvprog_07

Label: PRE: CASI/WEB Wch tv progs R watches reg'ly: mentn America's Newsroom

Unweighted Frequencies

	F2F	Web	Total
0. Not selected by R	1690	3394	5084
1. Selected by R	83	116	199
-1. Inapplicable	283	350	633

Weighted Percentages

	F2F		Web		Total	
	Raw	Weights	Raw	Weights	Raw	Weights
0. Not selected by R	82.2	84.3	87.9	86.8	85.9	85.9
1. Selected by R	4.0	3.4	3.0	2.5	3.4	2.8
-1. Inapplicable	13.8	12.3	9.1	10.7	10.7	11.2

medsrc_tvprog_08

Label: PRE: CASI/WEB Wch tv progs R watches regularly: mention American Idol

Unweighted Frequencies

	F2F	Web	Total
0. Not selected by R	1481	3036	4517
1. Selected by R	292	474	766
-1. Inapplicable	283	350	633

Weighted Percentages

	F2F		Web		Total	
	Raw	Weights	Raw	Weights	Raw	Weights
0. Not selected by R	72.0	73.4	78.7	77.4	76.4	76.0
1. Selected by R	14.2	14.3	12.3	11.9	12.9	12.8
-1. Inapplicable	13.8	12.3	9.1	10.7	10.7	11.2

medsrc_tvprog_09

Label: PRE: CASI/WEB Wch tv progs R watches regularly: mentn Anderson Cooper

Unweighted Frequencies

	F2F	Web	Total
0. Not selected by R	1496	3128	4624
1. Selected by R	277	382	659
-1. Inapplicable	283	350	633

Weighted Percentages

	F2F		Web		Total	
	Raw	Weights	Raw	Weights	Raw	Weights
0. Not selected by R	72.8	74.9	81.0	80.9	78.2	78.8
1. Selected by R	13.5	12.8	9.9	8.5	11.1	10.0
-1. Inapplicable	13.8	12.3	9.1	10.7	10.7	11.2

medsrc_tvprog_10

Label: PRE: CASI/WEB Wch tv progs R watches reg'ly: mentn The Big Bang Theory

Unweighted Frequencies

	F2F	Web	Total
0. Not selected by R	1267	2664	3931
1. Selected by R	506	846	1352
-1. Inapplicable	283	350	633

Weighted Percentages

	F2F		Web		Total	
	Raw	Weights	Raw	Weights	Raw	Weights
0. Not selected by R	61.6	62.9	69.0	67.3	66.4	65.8
1. Selected by R	24.6	24.8	21.9	22.0	22.9	23.0
-1. Inapplicable	13.8	12.3	9.1	10.7	10.7	11.2

medsrc_tvprog_11

Label: PRE: CASI/WEB Wch tv progs R watches regularly: mentn CBS Evening News

Unweighted Frequencies

	F2F	Web	Total
0. Not selected by R	1162	2616	3778
1. Selected by R	611	894	1505
-1. Inapplicable	283	350	633

Weighted Percentages

	F2F		Web		Total	
	Raw	Weights	Raw	Weights	Raw	Weights
0. Not selected by R	56.5	59.5	67.8	68.8	63.9	65.6
1. Selected by R	29.7	28.2	23.2	20.5	25.4	23.2
-1. Inapplicable	13.8	12.3	9.1	10.7	10.7	11.2

medsrc_tvprog_12

Label: PRE: CASI/WEB Wch tv progs R watches regularly: mentn CBS
This Morning

Unweighted Frequencies

	F2F	Web	Total
0. Not selected by R	1380	3029	4409
1. Selected by R	393	481	874
-1. Inapplicable	283	350	633

Weighted Percentages

	F2F		Web		Total	
	Raw	Weights	Raw	Weights	Raw	Weights
0. Not selected by R	67.1	71.5	78.5	78.6	74.5	76.1
1. Selected by R	19.1	16.2	12.5	10.7	14.8	12.6
-1. Inapplicable	13.8	12.3	9.1	10.7	10.7	11.2

medsrc_tvprog_13

Label: PRE: CASI/WEB Wch tv progs R watches reg'ly: mentn Chris Matthews Show

Unweighted Frequencies

	F2F	Web	Total
0. Not selected by R	1657	3286	4943
1. Selected by R	116	224	340
-1. Inapplicable	283	350	633

Weighted Percentages

	F2F		Web		Total	
	Raw	Weights	Raw	Weights	Raw	Weights
0. Not selected by R	80.6	82.1	85.1	85.1	83.6	84.1
1. Selected by R	5.6	5.6	5.8	4.2	5.7	4.7
-1. Inapplicable	13.8	12.3	9.1	10.7	10.7	11.2

medsrc_tvprog_14

Label: PRE: CASI/WEB Wch tv progs R watches regularly: mention Colbert Report

Unweighted Frequencies

	F2F	Web	Total
0. Not selected by R	1617	3201	4818
1. Selected by R	156	309	465
-1. Inapplicable	283	350	633

Weighted Percentages

	F2F		Web		Total	
	Raw	Weights	Raw	Weights	Raw	Weights
0. Not selected by R	78.6	78.7	82.9	81.4	81.4	80.5
1. Selected by R	7.6	9.0	8.0	7.9	7.9	8.3
-1. Inapplicable	13.8	12.3	9.1	10.7	10.7	11.2

medsrc_tvprog_15

Label: PRE: CASI/WEB Tv prgs R wtch reg'ly: mentn Daily Show with Jon Stewart

Unweighted Frequencies

	F2F	Web	Total
0. Not selected by R	1596	3138	4734
1. Selected by R	177	372	549
-1. Inapplicable	283	350	633

Weighted Percentages

	F2F		Web		Total	
	Raw	Weights	Raw	Weights	Raw	Weights
0. Not selected by R	77.6	76.6	81.3	80.4	80.0	79.1
1. Selected by R	8.6	11.1	9.6	8.9	9.3	9.7
-1. Inapplicable	13.8	12.3	9.1	10.7	10.7	11.2

medsrc_tvprog_16

Label: PRE: CASI/WEB Wch tv progs R watch regly: mentn Dancing with the Stars

Unweighted Frequencies

	F2F	Web	Total
0. Not selected by R	1486	2893	4379
1. Selected by R	287	617	904
-1. Inapplicable	283	350	633

Weighted Percentages

	F2F		Web		Total	
	Raw	Weights	Raw	Weights	Raw	Weights
0. Not selected by R	72.3	74.2	74.9	74.8	74.0	74.6
1. Selected by R	14.0	13.5	16.0	14.5	15.3	14.2
-1. Inapplicable	13.8	12.3	9.1	10.7	10.7	11.2

medsrc_tvprog_17

Label: PRE: CASI/WEB Which tv progs R watches regularly: mention
Dateline NBC

Unweighted Frequencies

	F2F	Web	Total
0. Not selected by R	1255	2702	3957
1. Selected by R	518	808	1326
-1. Inapplicable	283	350	633

Weighted Percentages

	F2F		Web		Total	
	Raw	Weights	Raw	Weights	Raw	Weights
0. Not selected by R	61.0	63.4	70.0	69.6	66.9	67.5
1. Selected by R	25.2	24.3	20.9	19.7	22.4	21.3
-1. Inapplicable	13.8	12.3	9.1	10.7	10.7	11.2

medsrc_tvprog_18

Label: PRE: CASI/WEB Which tv programs R watches regularly: mention Doctors

Unweighted Frequencies

	F2F	Web	Total
0. Not selected by R	1584	3279	4863
1. Selected by R	189	231	420
-1. Inapplicable	283	350	633

Weighted Percentages

	F2F		Web		Total	
	Raw	Weights	Raw	Weights	Raw	Weights
0. Not selected by R	77.0	81.2	84.9	83.5	82.2	82.7
1. Selected by R	9.2	6.5	6.0	5.8	7.1	6.0
-1. Inapplicable	13.8	12.3	9.1	10.7	10.7	11.2

medsrc_tvprog_19

Label: PRE: CASI/WEB Tv prgs R watches reg'ly: mentn The Ellen De-Generes Show

Unweighted Frequencies

	F2F	Web	Total
0. Not selected by R	1506	3106	4612
1. Selected by R	267	404	671
-1. Inapplicable	283	350	633

Weighted Percentages

	F2F		Web		Total	
	Raw	Weights	Raw	Weights	Raw	Weights
0. Not selected by R	73.2	75.3	80.5	79.8	78.0	78.2
1. Selected by R	13.0	12.4	10.5	9.6	11.3	10.5
-1. Inapplicable	13.8	12.3	9.1	10.7	10.7	11.2

medsrc_tvprog_20

Label: PRE: CASI/WEB Which tv progs R watches reg'ly: mention Face the Nation

Unweighted Frequencies

	F2F	Web	Total
0. Not selected by R	1562	3170	4732
1. Selected by R	211	340	551
-1. Inapplicable	283	350	633

Weighted Percentages

	F2F		Web		Total	
	Raw	Weights	Raw	Weights	Raw	Weights
0. Not selected by R	76.0	78.3	82.1	82.2	80.0	80.9
1. Selected by R	10.3	9.4	8.8	7.1	9.3	7.9
-1. Inapplicable	13.8	12.3	9.1	10.7	10.7	11.2

medsrc_tvprog_21

Label: PRE: CASI/WEB Which tv programs R watches regularly: mention
The Five

Unweighted Frequencies

	F2F	Web	Total
0. Not selected by R	1709	3314	5023
1. Selected by R	64	196	260
-1. Inapplicable	283	350	633

Weighted Percentages

	F2F		Web		Total	
	Raw	Weights	Raw	Weights	Raw	Weights
0. Not selected by R	83.1	83.4	85.9	85.1	84.9	84.5
1. Selected by R	3.1	4.3	5.1	4.3	4.4	4.3
-1. Inapplicable	13.8	12.3	9.1	10.7	10.7	11.2

medsrc_tvprog_22

Label: PRE: CASI/WEB Which tv progs R watches regularly: mention Fox Report

Unweighted Frequencies

	F2F	Web	Total
0. Not selected by R	1384	2867	4251
1. Selected by R	389	643	1032
-1. Inapplicable	283	350	633

Weighted Percentages

	F2F		Web		Total	
	Raw	Weights	Raw	Weights	Raw	Weights
0. Not selected by R	67.3	66.6	74.3	74.4	71.9	71.7
1. Selected by R	18.9	21.0	16.7	14.9	17.4	17.0
-1. Inapplicable	13.8	12.3	9.1	10.7	10.7	11.2

medsrc_tvprog_23

Label: PRE: CASI/WEB Which tv programs R watches regularly: mention Frontline

Unweighted Frequencies

	F2F	Web	Total
0. Not selected by R	1640	3278	4918
1. Selected by R	133	232	365
-1. Inapplicable	283	350	633

Weighted Percentages

	F2F		Web		Total	
	Raw	Weights	Raw	Weights	Raw	Weights
0. Not selected by R	79.8	82.1	84.9	83.9	83.1	83.3
1. Selected by R	6.5	5.6	6.0	5.4	6.2	5.5
-1. Inapplicable	13.8	12.3	9.1	10.7	10.7	11.2

medsrc_tvprog_24

Label: PRE: CASI/WEB Wch tv progs R watches regly: mentn Good Morn-
ing America

Unweighted Frequencies

	F2F	Web	Total
0. Not selected by R	1237	2734	3971
1. Selected by R	536	776	1312
-1. Inapplicable	283	350	633

Weighted Percentages

	F2F		Web		Total	
	Raw	Weights	Raw	Weights	Raw	Weights
0. Not selected by R	60.2	64.9	70.8	71.3	67.1	69.1
1. Selected by R	26.1	22.8	20.1	18.1	22.2	19.7
-1. Inapplicable	13.8	12.3	9.1	10.7	10.7	11.2

medsrc_tvprog_25

Label: PRE: CASI/WEB Which tv programs R watches regularly: mention Hannity

Unweighted Frequencies

	F2F	Web	Total
0. Not selected by R	1667	3192	4859
1. Selected by R	106	318	424
-1. Inapplicable	283	350	633

Weighted Percentages

	F2F		Web		Total	
	Raw	Weights	Raw	Weights	Raw	Weights
0. Not selected by R	81.1	79.4	82.7	82.0	82.1	81.1
1. Selected by R	5.2	8.3	8.2	7.3	7.2	7.7
-1. Inapplicable	13.8	12.3	9.1	10.7	10.7	11.2

medsrc_tvprog_26

Label: PRE: CASI/WEB Which tv programs R watches regularly: mention Huckabee

Unweighted Frequencies

	F2F	Web	Total
0. Not selected by R	1689	3280	4969
1. Selected by R	84	230	314
-1. Inapplicable	283	350	633

Weighted Percentages

	F2F		Web		Total	
	Raw	Weights	Raw	Weights	Raw	Weights
0. Not selected by R	82.1	80.9	85.0	83.6	84.0	82.7
1. Selected by R	4.1	6.8	6.0	5.7	5.3	6.1
-1. Inapplicable	13.8	12.3	9.1	10.7	10.7	11.2

medsrc_tvprog_27

Label: PRE: CASI/WEB Which tv programs R watches regularly: mention Insider

Unweighted Frequencies

	F2F	Web	Total
0. Not selected by R	1631	3379	5010
1. Selected by R	142	131	273
-1. Inapplicable	283	350	633

Weighted Percentages

	F2F		Web		Total	
	Raw	Weights	Raw	Weights	Raw	Weights
0. Not selected by R	79.3	82.1	87.5	86.0	84.7	84.7
1. Selected by R	6.9	5.6	3.4	3.3	4.6	4.1
-1. Inapplicable	13.8	12.3	9.1	10.7	10.7	11.2

medsrc_tvprog_28

Label: PRE: CASI/WEB Wch tv progs R watches reg'ly: mention Jimmy Kimmel Live

Unweighted Frequencies

	F2F	Web	Total
0. Not selected by R	1659	3314	4973
1. Selected by R	114	196	310
-1. Inapplicable	283	350	633

Weighted Percentages

	F2F		Web		Total	
	Raw	Weights	Raw	Weights	Raw	Weights
0. Not selected by R	80.7	82.2	85.9	85.2	84.1	84.1
1. Selected by R	5.5	5.5	5.1	4.2	5.2	4.6
-1. Inapplicable	13.8	12.3	9.1	10.7	10.7	11.2

medsrc_tvprog_29

Label: PRE: CASI/WEB Which tv programs R watches reg'ly: mention Key and Peele

Unweighted Frequencies

	F2F	Web	Total
0. Not selected by R	1731	3454	5185
1. Selected by R	42	56	98
-1. Inapplicable	283	350	633

Weighted Percentages

	F2F		Web		Total	
	Raw	Weights	Raw	Weights	Raw	Weights
0. Not selected by R	84.2	85.7	89.5	87.5	87.6	86.9
1. Selected by R	2.0	2.0	1.5	1.8	1.7	1.9
-1. Inapplicable	13.8	12.3	9.1	10.7	10.7	11.2

medsrc_tvprog_30

Label: PRE: CASI/WEB Tv prgs R watch: The Late Late Show with Craig Ferguson

Unweighted Frequencies

	F2F	Web	Total
0. Not selected by R	1714	3356	5070
1. Selected by R	59	154	213
-1. Inapplicable	283	350	633

Weighted Percentages

	F2F		Web		Total	
	Raw	Weights	Raw	Weights	Raw	Weights
0. Not selected by R	83.4	84.3	86.9	85.5	85.7	85.1
1. Selected by R	2.9	3.4	4.0	3.8	3.6	3.7
-1. Inapplicable	13.8	12.3	9.1	10.7	10.7	11.2

medsrc_tvprog_31

Label: PRE: CASI/WEB Tv prgs R watch: mention Late Show with David Letterman

Unweighted Frequencies

	F2F	Web	Total
0. Not selected by R	1545	3111	4656
1. Selected by R	228	399	627
-1. Inapplicable	283	350	633

Weighted Percentages

	F2F		Web		Total	
	Raw	Weights	Raw	Weights	Raw	Weights
0. Not selected by R	75.1	77.6	80.6	81.1	78.7	79.9
1. Selected by R	11.1	10.1	10.3	8.2	10.6	8.9
-1. Inapplicable	13.8	12.3	9.1	10.7	10.7	11.2

medsrc_tvprog_32

Label: PRE: CASI/WEB Wch tv programs R watches reg'ly: mention Meet the Press

Unweighted Frequencies

	F2F	Web	Total
0. Not selected by R	1514	3089	4603
1. Selected by R	259	421	680
-1. Inapplicable	283	350	633

Weighted Percentages

	F2F		Web		Total	
	Raw	Weights	Raw	Weights	Raw	Weights
0. Not selected by R	73.6	75.4	80.0	80.8	77.8	78.9
1. Selected by R	12.6	12.3	10.9	8.5	11.5	9.8
-1. Inapplicable	13.8	12.3	9.1	10.7	10.7	11.2

medsrc_tvprog_33

Label: PRE: CASI/WEB Wch tv programs R watches reg'ly: mention The Mentalist

Unweighted Frequencies

	F2F	Web	Total
0. Not selected by R	1536	2808	4344
1. Selected by R	237	702	939
-1. Inapplicable	283	350	633

Weighted Percentages

	F2F		Web		Total	
	Raw	Weights	Raw	Weights	Raw	Weights
0. Not selected by R	74.7	74.0	72.7	73.3	73.4	73.5
1. Selected by R	11.5	13.7	18.2	16.0	15.9	15.2
-1. Inapplicable	13.8	12.3	9.1	10.7	10.7	11.2

medsrc_tvprog_34

Label: PRE: CASI/WEB Wch tv programs R watches reg'ly: mentn NBC
Nightly News

Unweighted Frequencies

	F2F	Web	Total
0. Not selected by R	1200	2528	3728
1. Selected by R	573	982	1555
-1. Inapplicable	283	350	633

Weighted Percentages

	F2F		Web		Total	
	Raw	Weights	Raw	Weights	Raw	Weights
0. Not selected by R	58.4	58.7	65.5	66.9	63.0	64.0
1. Selected by R	27.9	29.0	25.4	22.4	26.3	24.7
-1. Inapplicable	13.8	12.3	9.1	10.7	10.7	11.2

medsrc_tvprog_35

Label: PRE: CASI/WEB Which tv programs R watches regularly: mention NCIS

Unweighted Frequencies

	F2F	Web	Total
0. Not selected by R	1349	2585	3934
1. Selected by R	424	925	1349
-1. Inapplicable	283	350	633

Weighted Percentages

	F2F		Web		Total	
	Raw	Weights	Raw	Weights	Raw	Weights
0. Not selected by R	65.6	64.6	67.0	69.3	66.5	67.6
1. Selected by R	20.6	23.1	24.0	20.1	22.8	21.1
-1. Inapplicable	13.8	12.3	9.1	10.7	10.7	11.2

medsrc_tvprog_36

Label: PRE: CASI/WEB Which tv progs R watches reg'ly: mention O'Reilly
Factor

Unweighted Frequencies

	F2F	Web	Total
0. Not selected by R	1592	3039	4631
1. Selected by R	181	471	652
-1. Inapplicable	283	350	633

Weighted Percentages

	F2F		Web		Total	
	Raw	Weights	Raw	Weights	Raw	Weights
0. Not selected by R	77.4	75.9	78.7	78.6	78.3	77.7
1. Selected by R	8.8	11.8	12.2	10.7	11.0	11.1
-1. Inapplicable	13.8	12.3	9.1	10.7	10.7	11.2

medsrc_tvprog_37

Label: PRE: CASI/WEB Tv prgs R watches: On the Record with Greta Van Susteren

Unweighted Frequencies

	F2F	Web	Total
0. Not selected by R	1674	3241	4915
1. Selected by R	99	269	368
-1. Inapplicable	283	350	633

Weighted Percentages

	F2F		Web		Total	
	Raw	Weights	Raw	Weights	Raw	Weights
0. Not selected by R	81.4	80.3	84.0	83.0	83.1	82.0
1. Selected by R	4.8	7.4	7.0	6.4	6.2	6.7
-1. Inapplicable	13.8	12.3	9.1	10.7	10.7	11.2

medsrc_tvprog_38

Label: PRE: CASI/WEB Wch tv progs R watches reg'ly: mentn Person of Interest

Unweighted Frequencies

	F2F	Web	Total
0. Not selected by R	1616	2987	4603
1. Selected by R	157	523	680
-1. Inapplicable	283	350	633

Weighted Percentages

	F2F		Web		Total	
	Raw	Weights	Raw	Weights	Raw	Weights
0. Not selected by R	78.6	79.1	77.4	77.9	77.8	78.3
1. Selected by R	7.6	8.6	13.5	11.5	11.5	10.5
-1. Inapplicable	13.8	12.3	9.1	10.7	10.7	11.2

medsrc_tvprog_39

Label: PRE: CASI/WEB Tv prgs R watch reg'ly: Rock Center with Brian Williams

Unweighted Frequencies

	F2F	Web	Total
0. Not selected by R	1652	3262	4914
1. Selected by R	121	248	369
-1. Inapplicable	283	350	633

Weighted Percentages

	F2F		Web		Total	
	Raw	Weights	Raw	Weights	Raw	Weights
0. Not selected by R	80.4	80.1	84.5	83.7	83.1	82.5
1. Selected by R	5.9	7.6	6.4	5.6	6.2	6.3
-1. Inapplicable	13.8	12.3	9.1	10.7	10.7	11.2

medsrc_tvprog_40

Label: PRE: CASI/WEB Wch tv progs R watches reg'ly: mentn Saturday Night Live

Unweighted Frequencies

	F2F	Web	Total
0. Not selected by R	1512	3036	4548
1. Selected by R	261	474	735
-1. Inapplicable	283	350	633

Weighted Percentages

	F2F		Web		Total	
	Raw	Weights	Raw	Weights	Raw	Weights
0. Not selected by R	73.5	73.6	78.7	77.5	76.9	76.1
1. Selected by R	12.7	14.1	12.3	11.8	12.4	12.6
-1. Inapplicable	13.8	12.3	9.1	10.7	10.7	11.2

medsrc_tvprog_41

Label: PRE: CASI/WEB Tv prgs R watches reg'ly: Special Report with Bret Baier

Unweighted Frequencies

	F2F	Web	Total
0. Not selected by R	1696	3266	4962
1. Selected by R	77	244	321
-1. Inapplicable	283	350	633

Weighted Percentages

	F2F		Web		Total	
	Raw	Weights	Raw	Weights	Raw	Weights
0. Not selected by R	82.5	82.4	84.6	83.8	83.9	83.3
1. Selected by R	3.7	5.3	6.3	5.5	5.4	5.4
-1. Inapplicable	13.8	12.3	9.1	10.7	10.7	11.2

medsrc_tvprog_42

Label: PRE: CASI/WEB Which tv programs R watches reg'ly: mention
Tavis Smiley

Unweighted Frequencies

	F2F	Web	Total
0. Not selected by R	1685	3061	4746
1. Selected by R	88	449	537
-1. Inapplicable	283	350	633

Weighted Percentages

	F2F		Web		Total	
	Raw	Weights	Raw	Weights	Raw	Weights
0. Not selected by R	82.0	85.6	79.3	79.4	80.2	81.5
1. Selected by R	4.3	2.1	11.6	10.0	9.1	7.3
-1. Inapplicable	13.8	12.3	9.1	10.7	10.7	11.2

medsrc_tvprog_43

Label: PRE: CASI/WEB Which tv progs R watches reg'ly: mention Sunday Morning

Unweighted Frequencies

	F2F	Web	Total
0. Not selected by R	1552	3296	4848
1. Selected by R	221	214	435
-1. Inapplicable	283	350	633

Weighted Percentages

	F2F		Web		Total	
	Raw	Weights	Raw	Weights	Raw	Weights
0. Not selected by R	75.5	77.1	85.4	84.1	81.9	81.7
1. Selected by R	10.7	10.6	5.5	5.2	7.4	7.1
-1. Inapplicable	13.8	12.3	9.1	10.7	10.7	11.2

medsrc_tvprog_44

Label: PRE: CASI/WEB Which tv programs R watches regularly: mention
The View

Unweighted Frequencies

	F2F	Web	Total
0. Not selected by R	1505	3427	4932
1. Selected by R	268	83	351
-1. Inapplicable	283	350	633

Weighted Percentages

	F2F		Web		Total	
	Raw	Weights	Raw	Weights	Raw	Weights
0. Not selected by R	73.2	77.7	88.8	88.1	83.4	84.5
1. Selected by R	13.0	10.0	2.2	1.2	5.9	4.3
-1. Inapplicable	13.8	12.3	9.1	10.7	10.7	11.2

medsrc_tvprog_45

Label: PRE: CASI/WEB Which tv programs R watches regularly: mention
This Week

Unweighted Frequencies

	F2F	Web	Total
0. Not selected by R	1714	2866	4580
1. Selected by R	59	644	703
-1. Inapplicable	283	350	633

Weighted Percentages

	F2F		Web		Total	
	Raw	Weights	Raw	Weights	Raw	Weights
0. Not selected by R	83.4	85.2	74.2	73.2	77.4	77.4
1. Selected by R	2.9	2.5	16.7	16.1	11.9	11.4
-1. Inapplicable	13.8	12.3	9.1	10.7	10.7	11.2

medsrc_tvprog_46

Label: PRE: CASI/WEB Which tv progs R watches regularly: mention To-day Show

Unweighted Frequencies

	F2F	Web	Total
0. Not selected by R	1399	3131	4530
1. Selected by R	374	379	753
-1. Inapplicable	283	350	633

Weighted Percentages

	F2F		Web		Total	
	Raw	Weights	Raw	Weights	Raw	Weights
0. Not selected by R	68.0	67.4	81.1	80.9	76.6	76.2
1. Selected by R	18.2	20.3	9.8	8.4	12.7	12.6
-1. Inapplicable	13.8	12.3	9.1	10.7	10.7	11.2

medsrc_tvprog_47

Label: PRE: CASI/WEB Which tv programs R watches reg'ly: mention The Voice

Unweighted Frequencies

	F2F	Web	Total
0. Not selected by R	1472	3410	4882
1. Selected by R	301	100	401
-1. Inapplicable	283	350	633

Weighted Percentages

	F2F		Web		Total	
	Raw	Weights	Raw	Weights	Raw	Weights
0. Not selected by R	71.6	72.4	88.3	87.0	82.5	81.9
1. Selected by R	14.6	15.3	2.6	2.3	6.8	6.8
-1. Inapplicable	13.8	12.3	9.1	10.7	10.7	11.2

medsrc_tvprog_48

Label: PRE: CASI/WEB Which tv programs R watches regularly: mention
The Talk

Unweighted Frequencies

	F2F	Web	Total
0. Not selected by R	1597	3050	4647
1. Selected by R	176	460	636
-1. Inapplicable	283	350	633

Weighted Percentages

	F2F		Web		Total	
	Raw	Weights	Raw	Weights	Raw	Weights
0. Not selected by R	77.7	81.1	79.0	77.0	78.5	78.4
1. Selected by R	8.6	6.6	11.9	12.3	10.8	10.3
-1. Inapplicable	13.8	12.3	9.1	10.7	10.7	11.2

medsrc_tvprog_49

Label: PRE: CASI/WEB Which tv programs R watches regularly: mention
Al Punto

Unweighted Frequencies

	F2F	Web	Total
0. Not selected by R	361	410	771
1. Selected by R	38	71	109
-1. Inapplicable	1657	3379	5036

Weighted Percentages

	F2F		Web		Total	
	Raw	Weights	Raw	Weights	Raw	Weights
0. Not selected by R	17.6	8.3	10.6	8.0	13.0	8.1
1. Selected by R	1.8	0.9	1.8	1.4	1.8	1.2
-1. Inapplicable	80.6	90.8	87.5	90.6	85.1	90.7

medsrc_tvprog_50

Label: PRE: CASI/WEB Which tv progs R watches regularly: mention Al Rojo Vivo

Unweighted Frequencies

	F2F	Web	Total
0. Not selected by R	399	384	783
1. Selected by R	0	97	97
-1. Inapplicable	1657	3379	5036

Weighted Percentages

	F2F		Web		Total	
	Raw	Weights	Raw	Weights	Raw	Weights
0. Not selected by R	19.4	9.2	9.9	7.7	13.2	8.2
1. Selected by R	0.0	0.0	2.5	1.6	1.6	1.1
-1. Inapplicable	80.6	90.8	87.5	90.6	85.1	90.7

medsrc_tvprog_51

Label: PRE: CASI/WEB Which tv progs R watches regularly: mention Aqu
y Ahora

Unweighted Frequencies

	F2F	Web	Total
0. Not selected by R	337	393	730
1. Selected by R	62	88	150
-1. Inapplicable	1657	3379	5036

Weighted Percentages

	F2F		Web		Total	
	Raw	Weights	Raw	Weights	Raw	Weights
0. Not selected by R	16.4	7.7	10.2	7.6	12.3	7.7
1. Selected by R	3.0	1.4	2.3	1.8	2.5	1.6
-1. Inapplicable	80.6	90.8	87.5	90.6	85.1	90.7

medsrc_tvprog_52

Label: PRE: CASI/WEB Which tv progs R watches reg'ly: mention CNN en Espanol

Unweighted Frequencies

	F2F	Web	Total
0. Not selected by R	365	392	757
1. Selected by R	34	89	123
-1. Inapplicable	1657	3379	5036

Weighted Percentages

	F2F		Web		Total	
	Raw	Weights	Raw	Weights	Raw	Weights
0. Not selected by R	17.8	8.2	10.2	7.9	12.8	8.0
1. Selected by R	1.7	0.9	2.3	1.5	2.1	1.3
-1. Inapplicable	80.6	90.8	87.5	90.6	85.1	90.7

medsrc_tvprog_53

Label: PRE: CASI/WEB Wch tv progs R watches reg'ly: mention Despierta America

Unweighted Frequencies

	F2F	Web	Total
0. Not selected by R	353	423	776
1. Selected by R	46	58	104
-1. Inapplicable	1657	3379	5036

Weighted Percentages

	F2F		Web		Total	
	Raw	Weights	Raw	Weights	Raw	Weights
0. Not selected by R	17.2	8.1	11.0	8.4	13.1	8.3
1. Selected by R	2.2	1.1	1.5	0.9	1.8	1.0
-1. Inapplicable	80.6	90.8	87.5	90.6	85.1	90.7

medsrc_tvprog_54

Label: PRE: CASI/WEB Wch tv progs R watches reg'ly: mentn ElGordo y La Flaca

Unweighted Frequencies

	F2F	Web	Total
0. Not selected by R	351	398	749
1. Selected by R	48	83	131
-1. Inapplicable	1657	3379	5036

Weighted Percentages

	F2F		Web		Total	
	Raw	Weights	Raw	Weights	Raw	Weights
0. Not selected by R	17.1	7.8	10.3	7.9	12.7	7.9
1. Selected by R	2.3	1.4	2.2	1.4	2.2	1.4
-1. Inapplicable	80.6	90.8	87.5	90.6	85.1	90.7

medsrc_tvprog_55

Label: PRE: CASI/WEB Which tv programs R watches regularly: mention Enfoque

Unweighted Frequencies

	F2F	Web	Total
0. Not selected by R	393	417	810
1. Selected by R	6	64	70
-1. Inapplicable	1657	3379	5036

Weighted Percentages

	F2F		Web		Total	
	Raw	Weights	Raw	Weights	Raw	Weights
0. Not selected by R	19.1	9.1	10.8	8.3	13.7	8.6
1. Selected by R	0.3	0.1	1.7	1.1	1.2	0.8
-1. Inapplicable	80.6	90.8	87.5	90.6	85.1	90.7

medsrc_tvprog_56

Label: PRE: CASI/WEB Which tv programs R watches regularly: mention
Hoy

Unweighted Frequencies

	F2F	Web	Total
0. Not selected by R	374	459	833
1. Selected by R	25	22	47
-1. Inapplicable	1657	3379	5036

Weighted Percentages

	F2F		Web		Total	
	Raw	Weights	Raw	Weights	Raw	Weights
0. Not selected by R	18.2	8.6	11.9	9.0	14.1	8.8
1. Selected by R	1.2	0.6	0.6	0.4	0.8	0.5
-1. Inapplicable	80.6	90.8	87.5	90.6	85.1	90.7

medsrc_tvprog_57

Label: PRE: CASI/WEB Wch tv prgs R watches reg'ly: Lo Mejor de Caso Cerrado

Unweighted Frequencies

	F2F	Web	Total
0. Not selected by R	351	441	792
1. Selected by R	48	40	88
-1. Inapplicable	1657	3379	5036

Weighted Percentages

	F2F		Web		Total	
	Raw	Weights	Raw	Weights	Raw	Weights
0. Not selected by R	17.1	7.9	11.4	8.7	13.4	8.4
1. Selected by R	2.3	1.3	1.0	0.6	1.5	0.9
-1. Inapplicable	80.6	90.8	87.5	90.6	85.1	90.7

medsrc_tvprog_58

Label: PRE: CASI/WEB Wch tv progs R watches reg'ly: Noticiero Enrique Gratas

Unweighted Frequencies

	F2F	Web	Total
0. Not selected by R	370	432	802
1. Selected by R	29	49	78
-1. Inapplicable	1657	3379	5036

Weighted Percentages

	F2F		Web		Total	
	Raw	Weights	Raw	Weights	Raw	Weights
0. Not selected by R	18.0	8.6	11.2	8.5	13.6	8.5
1. Selected by R	1.4	0.6	1.3	0.9	1.3	0.8
-1. Inapplicable	80.6	90.8	87.5	90.6	85.1	90.7

medsrc_tvprog_59

Label: PRE: CASI/WEB Which tv programs R watches reg'ly: Noticiero Telemundo

Unweighted Frequencies

	F2F	Web	Total
0. Not selected by R	330	376	706
1. Selected by R	69	105	174
-1. Inapplicable	1657	3379	5036

Weighted Percentages

	F2F		Web		Total	
	Raw	Weights	Raw	Weights	Raw	Weights
0. Not selected by R	16.1	7.4	9.7	7.8	11.9	7.7
1. Selected by R	3.4	1.8	2.7	1.6	2.9	1.6
-1. Inapplicable	80.6	90.8	87.5	90.6	85.1	90.7

medsrc_tvprog_60

Label: PRE: CASI/WEB Wch tv progs R watches reg'ly: mentn Noticiero Univision

Unweighted Frequencies

	F2F	Web	Total
0. Not selected by R	399	338	737
1. Selected by R	0	143	143
-1. Inapplicable	1657	3379	5036

Weighted Percentages

	F2F		Web		Total	
	Raw	Weights	Raw	Weights	Raw	Weights
0. Not selected by R	19.4	9.2	8.8	7.0	12.5	7.8
1. Selected by R	0.0	0.0	3.7	2.4	2.4	1.6
-1. Inapplicable	80.6	90.8	87.5	90.6	85.1	90.7

medsrc_tvprog_61

Label: PRE: CASI/WEB Which tv progs R watches reg'ly: Pa'lante con
Cristiana

Unweighted Frequencies

	F2F	Web	Total
0. Not selected by R	387	466	853
1. Selected by R	12	15	27
-1. Inapplicable	1657	3379	5036

Weighted Percentages

	F2F		Web		Total	
	Raw	Weights	Raw	Weights	Raw	Weights
0. Not selected by R	18.8	8.9	12.1	9.0	14.4	9.0
1. Selected by R	0.6	0.3	0.4	0.4	0.5	0.3
-1. Inapplicable	80.6	90.8	87.5	90.6	85.1	90.7

medsrc_tvprog_62

Label: PRE: CASI/WEB Which tv progs R watches reg'ly: mentn Pequenos Gigantes

Unweighted Frequencies

	F2F	Web	Total
0. Not selected by R	375	432	807
1. Selected by R	24	49	73
-1. Inapplicable	1657	3379	5036

Weighted Percentages

	F2F		Web		Total	
	Raw	Weights	Raw	Weights	Raw	Weights
0. Not selected by R	18.2	8.5	11.2	8.5	13.6	8.5
1. Selected by R	1.2	0.7	1.3	0.9	1.2	0.8
-1. Inapplicable	80.6	90.8	87.5	90.6	85.1	90.7

medsrc_tvprog_63

Label: PRE: CASI/WEB Which tv progs R watches reg'ly: mention Primer Impacto

Unweighted Frequencies

	F2F	Web	Total
0. Not selected by R	317	369	686
1. Selected by R	82	112	194
-1. Inapplicable	1657	3379	5036

Weighted Percentages

	F2F		Web		Total	
	Raw	Weights	Raw	Weights	Raw	Weights
0. Not selected by R	15.4	7.3	9.6	7.7	11.6	7.5
1. Selected by R	4.0	1.8	2.9	1.7	3.3	1.8
-1. Inapplicable	80.6	90.8	87.5	90.6	85.1	90.7

medsrc_tvprog_64

Label: PRE: CASI/WEB Which tv progs R watches reg'ly: mention Sabado Gigante

Unweighted Frequencies

	F2F	Web	Total
0. Not selected by R	353	407	760
1. Selected by R	46	74	120
-1. Inapplicable	1657	3379	5036

Weighted Percentages

	F2F		Web		Total	
	Raw	Weights	Raw	Weights	Raw	Weights
0. Not selected by R	17.2	7.8	10.5	8.1	12.8	8.0
1. Selected by R	2.2	1.3	1.9	1.3	2.0	1.3
-1. Inapplicable	80.6	90.8	87.5	90.6	85.1	90.7

medsrc_tvprog_none

Label: PRE: CASI/WEB Which tv programs R watches regularly: none on screen

Unweighted Frequencies

	F2F	Web	Total
0. Not selected on any screen	1165	1844	3009
1. Selected on screen 1	91	1666	1757
2. Selected on screen 2	147	0	147
3. Selected on screen 3	278	0	278
4. Selected on screen 4	92	0	92
-1. Inapplicable	283	350	633

Weighted Percentages

	F2F		Web		Total	
	Raw	Weights	Raw	Weights	Raw	Weights
0. Not selected on any screen	56.7	54.1	47.8	42.9	50.9	46.8
1. Selected on screen 1	4.4	5.2	43.2	46.5	29.7	32.1
2. Selected on screen 2	7.1	8.3	0.0	0.0	2.5	2.9
3. Selected on screen 3	13.5	17.8	0.0	0.0	4.7	6.2
4. Selected on screen 4	4.5	2.3	0.0	0.0	1.6	0.8
-1. Inapplicable	13.8	12.3	9.1	10.7	10.7	11.2

medsrc_tvprog_dk

Label: PRE: CASI/WEB Which television programs R watches regularly:
screen DK

Unweighted Frequencies

	F2F	Web	Total
0. DK not on any screen	1703	0	1703
1. DK screen 1	15	0	15
2. DK screen 2	22	0	22
3. DK screen 3	26	0	26
4. DK screen 4	7	0	7
-1. Inapplicable	283	3860	4143

Weighted Percentages

	F2F		Web		Total	
	Raw	Weights	Raw	Weights	Raw	Weights
0. DK not on any screen	82.8	85.4	0.0	0.0	28.8	29.7
1. DK screen 1	0.7	0.4	0.0	0.0	0.3	0.2
2. DK screen 2	1.1	0.9	0.0	0.0	0.4	0.3
3. DK screen 3	1.3	0.9	0.0	0.0	0.4	0.3
4. DK screen 4	0.3	0.1	0.0	0.0	0.1	0.0
-1. Inapplicable	13.8	12.3	100.0	100.0	70.0	69.5

medsrc_tvprog_rf

Label: PRE: CASI/WEB Which television programs R watches regularly:
screen RF

Unweighted Frequencies

	F2F	Web	Total
0. RF not on any screen	1741	3498	5239
1. RF screen 1	5	12	17
2. RF screen 2	4	0	4
3. RF screen 3	20	0	20
4. RF screen 4	3	0	3
-1. Inapplicable	283	350	633

Weighted Percentages

	F2F		Web		Total	
	Raw	Weights	Raw	Weights	Raw	Weights
0. RF not on any screen	84.7	85.9	90.6	89.1	88.6	88.0
1. RF screen 1	0.2	0.4	0.3	0.3	0.3	0.3
2. RF screen 2	0.2	0.1	0.0	0.0	0.1	0.0
3. RF screen 3	1.0	1.3	0.0	0.0	0.3	0.4
4. RF screen 4	0.1	0.1	0.0	0.0	0.1	0.0
-1. Inapplicable	13.8	12.3	9.1	10.7	10.7	11.2

medsrc_radio_01

Label: PRE: CASI/WEB Radio prgs R Istns reg'ly: All Things Considered (NPR)

Unweighted Frequencies

	F2F	Web	Total
0. Not selected by R	729	1719	2448
1. Selected by R	125	348	473
-1. Inapplicable	1202	1793	2995

Weighted Percentages

	F2F		Web		Total	
	Raw	Weights	Raw	Weights	Raw	Weights
0. Not selected by R	35.5	38.7	44.5	42.3	41.4	41.1
1. Selected by R	6.1	8.5	9.0	7.6	8.0	7.9
-1. Inapplicable	58.5	52.8	46.5	50.0	50.6	51.0

medsrc_radio_02

Label: PRE: CASI/WEB Radio progs R Istns reg'ly: mention The Dave Ramsey Show

Unweighted Frequencies

	F2F	Web	Total
0. Not selected by R	808	1939	2747
1. Selected by R	46	128	174
-1. Inapplicable	1202	1793	2995

Weighted Percentages

	F2F		Web		Total	
	Raw	Weights	Raw	Weights	Raw	Weights
0. Not selected by R	39.3	44.4	50.2	47.0	46.4	46.1
1. Selected by R	2.2	2.9	3.3	3.0	2.9	3.0
-1. Inapplicable	58.5	52.8	46.5	50.0	50.6	51.0

medsrc_radio_03

Label: PRE: CASI/WEB Radio progs R lstns reg'ly: mention The Ed Shultz
Show

Unweighted Frequencies

	F2F	Web	Total
0. Not selected by R	833	2018	2851
1. Selected by R	21	49	70
-1. Inapplicable	1202	1793	2995

Weighted Percentages

	F2F		Web		Total	
	Raw	Weights	Raw	Weights	Raw	Weights
0. Not selected by R	40.5	46.3	52.3	49.1	48.2	48.1
1. Selected by R	1.0	1.0	1.3	0.9	1.2	0.9
-1. Inapplicable	58.5	52.8	46.5	50.0	50.6	51.0

medsrc_radio_04

Label: PRE: CASI/WEB Radio progs R listens regularly: mention Fresh Air (NPR)

Unweighted Frequencies

	F2F	Web	Total
0. Not selected by R	764	1832	2596
1. Selected by R	90	235	325
-1. Inapplicable	1202	1793	2995

Weighted Percentages

	F2F		Web		Total	
	Raw	Weights	Raw	Weights	Raw	Weights
0. Not selected by R	37.2	41.1	47.5	44.9	43.9	43.6
1. Selected by R	4.4	6.1	6.1	5.0	5.5	5.4
-1. Inapplicable	58.5	52.8	46.5	50.0	50.6	51.0

medsrc_radio_05

Label: PRE: CASI/WEB Radio progs R lstns to reg'ly: mentn Glenn Beck Program

Unweighted Frequencies

	F2F	Web	Total
0. Not selected by R	794	1916	2710
1. Selected by R	60	151	211
-1. Inapplicable	1202	1793	2995

Weighted Percentages

	F2F		Web		Total	
	Raw	Weights	Raw	Weights	Raw	Weights
0. Not selected by R	38.6	43.0	49.6	46.1	45.8	45.0
1. Selected by R	2.9	4.2	3.9	3.9	3.6	4.0
-1. Inapplicable	58.5	52.8	46.5	50.0	50.6	51.0

medsrc_radio_06

Label: PRE: CASI/WEB Radio prgs R lstns reg'ly: mentn The Laura Ingraham Show

Unweighted Frequencies

	F2F	Web	Total
0. Not selected by R	828	1985	2813
1. Selected by R	26	82	108
-1. Inapplicable	1202	1793	2995

Weighted Percentages

	F2F		Web		Total	
	Raw	Weights	Raw	Weights	Raw	Weights
0. Not selected by R	40.3	46.0	51.4	47.9	47.5	47.3
1. Selected by R	1.3	1.2	2.1	2.1	1.8	1.8
-1. Inapplicable	58.5	52.8	46.5	50.0	50.6	51.0

medsrc_radio_07

Label: PRE: CASI/WEB Radio progs R listens reg'ly: mentn The Mark Levin Show

Unweighted Frequencies

	F2F	Web	Total
0. Not selected by R	829	1964	2793
1. Selected by R	25	103	128
-1. Inapplicable	1202	1793	2995

Weighted Percentages

	F2F		Web		Total	
	Raw	Weights	Raw	Weights	Raw	Weights
0. Not selected by R	40.3	45.7	50.9	47.8	47.2	47.1
1. Selected by R	1.2	1.5	2.7	2.2	2.2	2.0
-1. Inapplicable	58.5	52.8	46.5	50.0	50.6	51.0

medsrc_radio_08

Label: PRE: CASI/WEB Radio progs R lstns reg'ly: mentn Morning Edition (NPR)

Unweighted Frequencies

	F2F	Web	Total
0. Not selected by R	739	1800	2539
1. Selected by R	115	267	382
-1. Inapplicable	1202	1793	2995

Weighted Percentages

	F2F		Web		Total	
	Raw	Weights	Raw	Weights	Raw	Weights
0. Not selected by R	35.9	39.9	46.6	43.9	42.9	42.5
1. Selected by R	5.6	7.4	6.9	6.1	6.5	6.5
-1. Inapplicable	58.5	52.8	46.5	50.0	50.6	51.0

medsrc_radio_09

Label: PRE: CASI/WEB Radio progs R listens reg'ly: mentn The Neal Boortz Show

Unweighted Frequencies

	F2F	Web	Total
0. Not selected by R	834	2001	2835
1. Selected by R	20	66	86
-1. Inapplicable	1202	1793	2995

Weighted Percentages

	F2F		Web		Total	
	Raw	Weights	Raw	Weights	Raw	Weights
0. Not selected by R	40.6	46.0	51.8	48.2	47.9	47.5
1. Selected by R	1.0	1.2	1.7	1.7	1.5	1.6
-1. Inapplicable	58.5	52.8	46.5	50.0	50.6	51.0

medsrc_radio_10

Label: PRE: CASI/WEB Radio prgs R Istns reg'ly: mentn The Power (Joe Madison)

Unweighted Frequencies

	F2F	Web	Total
0. Not selected by R	841	2055	2896
1. Selected by R	13	12	25
-1. Inapplicable	1202	1793	2995

Weighted Percentages

	F2F		Web		Total	
	Raw	Weights	Raw	Weights	Raw	Weights
0. Not selected by R	40.9	46.7	53.2	49.8	49.0	48.7
1. Selected by R	0.6	0.5	0.3	0.2	0.4	0.3
-1. Inapplicable	58.5	52.8	46.5	50.0	50.6	51.0

medsrc_radio_11

Label: PRE: CASI/WEB Radio progs R Istns reg'ly: mentn The Rush Limbaugh Show

Unweighted Frequencies

	F2F	Web	Total
0. Not selected by R	749	1741	2490
1. Selected by R	105	326	431
-1. Inapplicable	1202	1793	2995

Weighted Percentages

	F2F		Web		Total	
	Raw	Weights	Raw	Weights	Raw	Weights
0. Not selected by R	36.4	40.2	45.1	42.2	42.1	41.5
1. Selected by R	5.1	7.1	8.4	7.8	7.3	7.5
-1. Inapplicable	58.5	52.8	46.5	50.0	50.6	51.0

medsrc_radio_12

Label: PRE: CASI/WEB Radio prgs R Istns: The Savage Nation (Michael Savage)

Unweighted Frequencies

	F2F	Web	Total
0. Not selected by R	821	1988	2809
1. Selected by R	33	79	112
-1. Inapplicable	1202	1793	2995

Weighted Percentages

	F2F		Web		Total	
	Raw	Weights	Raw	Weights	Raw	Weights
0. Not selected by R	39.9	45.4	51.5	48.1	47.5	47.2
1. Selected by R	1.6	1.8	2.0	1.8	1.9	1.8
-1. Inapplicable	58.5	52.8	46.5	50.0	50.6	51.0

medsrc_radio_13

Label: PRE: CASI/WEB Radio progs R Istns reg'ly: mentn The Sean Han-
nity Show

Unweighted Frequencies

	F2F	Web	Total
0. Not selected by R	779	1829	2608
1. Selected by R	75	238	313
-1. Inapplicable	1202	1793	2995

Weighted Percentages

	F2F		Web		Total	
	Raw	Weights	Raw	Weights	Raw	Weights
0. Not selected by R	37.9	41.9	47.4	44.4	44.1	43.6
1. Selected by R	3.6	5.3	6.2	5.5	5.3	5.5
-1. Inapplicable	58.5	52.8	46.5	50.0	50.6	51.0

medsrc_radio_14

Label: PRE: CASI/WEB Radio progs R listens reg'ly: Talk of the Nation (NPR)

Unweighted Frequencies

	F2F	Web	Total
0. Not selected by R	735	1854	2589
1. Selected by R	119	213	332
-1. Inapplicable	1202	1793	2995

Weighted Percentages

	F2F		Web		Total	
	Raw	Weights	Raw	Weights	Raw	Weights
0. Not selected by R	35.7	41.0	48.0	45.3	43.8	43.8
1. Selected by R	5.8	6.2	5.5	4.7	5.6	5.2
-1. Inapplicable	58.5	52.8	46.5	50.0	50.6	51.0

medsrc_radio_15

Label: PRE: CASI/WEB Radio progs R listens reg'ly: The Thom Hartmann Program

Unweighted Frequencies

	F2F	Web	Total
0. Not selected by R	848	2057	2905
1. Selected by R	6	10	16
-1. Inapplicable	1202	1793	2995

Weighted Percentages

	F2F		Web		Total	
	Raw	Weights	Raw	Weights	Raw	Weights
0. Not selected by R	41.2	46.9	53.3	49.6	49.1	48.7
1. Selected by R	0.3	0.3	0.3	0.4	0.3	0.4
-1. Inapplicable	58.5	52.8	46.5	50.0	50.6	51.0

medsrc_radio_none

Label: PRE: CASI/WEB Radio progs R listens reg'ly: none of the above selected

Unweighted Frequencies

	F2F	Web	Total
0. Not selected by R	419	883	1302
1. Selected by R	435	1184	1619
-1. Inapplicable	1202	1793	2995

Weighted Percentages

	F2F		Web		Total	
	Raw	Weights	Raw	Weights	Raw	Weights
0. Not selected by R	20.4	24.0	22.9	20.6	22.0	21.8
1. Selected by R	21.2	23.2	30.7	29.4	27.4	27.2
-1. Inapplicable	58.5	52.8	46.5	50.0	50.6	51.0

medsrc_radio_dkrf

Label: PRE: CASI/WEB Which radio programs R listens to regularly:
DK/RF

Unweighted Frequencies

	F2F	Web	Total
0. Not selected by R	792	2064	2856
1. DK selected by R	47	0	47
3. RF selected by R	15	3	18
-1. Inapplicable	1202	1793	2995

Weighted Percentages

	F2F		Web		Total	
	Raw	Weights	Raw	Weights	Raw	Weights
0. Not selected by R	38.5	44.8	53.5	49.9	48.3	48.1
1. DK selected by R	2.3	1.5	0.0	0.0	0.8	0.5
3. RF selected by R	0.7	0.9	0.1	0.1	0.3	0.4
-1. Inapplicable	58.5	52.8	46.5	50.0	50.6	51.0

medsrc_websites_01

Label: PRE: CASI/WEB Wch websites R visits reg'ly: ABC News (abc-news.go.com)

Unweighted Frequencies

	F2F	Web	Total
0. Not selected by R	708	1792	2500
1. Selected by R	120	155	275
-1. Inapplicable	1228	1913	3141

Weighted Percentages

	F2F		Web		Total	
	Raw	Weights	Raw	Weights	Raw	Weights
0. Not selected by R	34.4	39.1	46.4	44.4	42.3	42.6
1. Selected by R	5.8	5.2	4.0	3.5	4.6	4.1
-1. Inapplicable	59.7	55.7	49.6	52.1	53.1	53.4

medsrc_websites_02

Label: PRE: CASI/WEB Which web sites R visits regularly: CNN (cnn.com)

Unweighted Frequencies

	F2F	Web	Total
0. Not selected by R	579	1516	2095
1. Selected by R	249	431	680
-1. Inapplicable	1228	1913	3141

Weighted Percentages

	F2F		Web		Total	
	Raw	Weights	Raw	Weights	Raw	Weights
0. Not selected by R	28.2	32.8	39.3	37.6	35.4	35.9
1. Selected by R	12.1	11.5	11.2	10.3	11.5	10.7
-1. Inapplicable	59.7	55.7	49.6	52.1	53.1	53.4

medsrc_websites_03

Label: PRE: CASI/WEB Wbsites R visits regly: Drudge Report (drudgereport.com)

Unweighted Frequencies

	F2F	Web	Total
0. Not selected by R	796	1804	2600
1. Selected by R	32	143	175
-1. Inapplicable	1228	1913	3141

Weighted Percentages

	F2F		Web		Total	
	Raw	Weights	Raw	Weights	Raw	Weights
0. Not selected by R	38.7	41.8	46.7	44.5	43.9	43.6
1. Selected by R	1.6	2.5	3.7	3.3	3.0	3.0
-1. Inapplicable	59.7	55.7	49.6	52.1	53.1	53.4

medsrc_websites_04

Label: PRE: CASI/WEB Which web sites R visits regularly: Forbes
(forbes.com)

Unweighted Frequencies

	F2F	Web	Total
0. Not selected by R	799	1880	2679
1. Selected by R	29	67	96
-1. Inapplicable	1228	1913	3141

Weighted Percentages

	F2F		Web		Total	
	Raw	Weights	Raw	Weights	Raw	Weights
0. Not selected by R	38.9	42.9	48.7	46.3	45.3	45.1
1. Selected by R	1.4	1.4	1.7	1.6	1.6	1.5
-1. Inapplicable	59.7	55.7	49.6	52.1	53.1	53.4

medsrc_websites_05

Label: PRE: CASI/WEB Which web sites R visits reg'ly: Fox News
(foxnews.com)

Unweighted Frequencies

	F2F	Web	Total
0. Not selected by R	651	1637	2288
1. Selected by R	177	310	487
-1. Inapplicable	1228	1913	3141

Weighted Percentages

	F2F		Web		Total	
	Raw	Weights	Raw	Weights	Raw	Weights
0. Not selected by R	31.7	34.6	42.4	40.8	38.7	38.6
1. Selected by R	8.6	9.7	8.0	7.1	8.2	8.0
-1. Inapplicable	59.7	55.7	49.6	52.1	53.1	53.4

medsrc_websites_06

Label: PRE: CASI/WEB Websites R visits: Good Morning America
(gma.yahoo.com)

Unweighted Frequencies

	F2F	Web	Total
0. Not selected by R	769	1893	2662
1. Selected by R	59	54	113
-1. Inapplicable	1228	1913	3141

Weighted Percentages

	F2F		Web		Total	
	Raw	Weights	Raw	Weights	Raw	Weights
0. Not selected by R	37.4	41.8	49.0	46.6	45.0	44.9
1. Selected by R	2.9	2.5	1.4	1.2	1.9	1.7
-1. Inapplicable	59.7	55.7	49.6	52.1	53.1	53.4

medsrc_websites_07

Label: PRE: CASI/WEB Wch sites R visits reg'ly: Google News
(news.google.com)

Unweighted Frequencies

	F2F	Web	Total
0. Not selected by R	537	1528	2065
1. Selected by R	291	419	710
-1. Inapplicable	1228	1913	3141

Weighted Percentages

	F2F		Web		Total	
	Raw	Weights	Raw	Weights	Raw	Weights
0. Not selected by R	26.1	31.2	39.6	38.0	34.9	35.6
1. Selected by R	14.2	13.1	10.9	9.9	12.0	11.0
-1. Inapplicable	59.7	55.7	49.6	52.1	53.1	53.4

medsrc_websites_08

Label: PRE: CASI/WEB Websites R visits: Huffington Post (huffington-post.com)

Unweighted Frequencies

	F2F	Web	Total
0. Not selected by R	700	1645	2345
1. Selected by R	128	302	430
-1. Inapplicable	1228	1913	3141

Weighted Percentages

	F2F		Web		Total	
	Raw	Weights	Raw	Weights	Raw	Weights
0. Not selected by R	34.0	37.5	42.6	41.0	39.6	39.8
1. Selected by R	6.2	6.8	7.8	6.9	7.3	6.8
-1. Inapplicable	59.7	55.7	49.6	52.1	53.1	53.4

medsrc_websites_09

Label: PRE: CASI/WEB Sites R visits reg'ly: Los Angeles Times (la-times.com)

Unweighted Frequencies

	F2F	Web	Total
0. Not selected by R	794	1875	2669
1. Selected by R	34	72	106
-1. Inapplicable	1228	1913	3141

Weighted Percentages

	F2F		Web		Total	
	Raw	Weights	Raw	Weights	Raw	Weights
0. Not selected by R	38.6	43.0	48.6	46.6	45.1	45.3
1. Selected by R	1.7	1.3	1.9	1.3	1.8	1.3
-1. Inapplicable	59.7	55.7	49.6	52.1	53.1	53.4

medsrc_websites_10

Label: PRE: CASI/WEB Which web sites R visits reg'ly: MSNBC
(msnbc.msn.com)

Unweighted Frequencies

	F2F	Web	Total
0. Not selected by R	612	1595	2207
1. Selected by R	216	352	568
-1. Inapplicable	1228	1913	3141

Weighted Percentages

	F2F		Web		Total	
	Raw	Weights	Raw	Weights	Raw	Weights
0. Not selected by R	29.8	33.3	41.3	39.8	37.3	37.6
1. Selected by R	10.5	11.0	9.1	8.0	9.6	9.1
-1. Inapplicable	59.7	55.7	49.6	52.1	53.1	53.4

medsrc_websites_11

Label: PRE: CASI/WEB Wch sites R visits reg'ly: New York Times (ny-times.com)

Unweighted Frequencies

	F2F	Web	Total
0. Not selected by R	730	1743	2473
1. Selected by R	98	204	302
-1. Inapplicable	1228	1913	3141

Weighted Percentages

	F2F		Web		Total	
	Raw	Weights	Raw	Weights	Raw	Weights
0. Not selected by R	35.5	39.2	45.2	43.7	41.8	42.1
1. Selected by R	4.8	5.1	5.3	4.2	5.1	4.5
-1. Inapplicable	59.7	55.7	49.6	52.1	53.1	53.4

medsrc_websites_12

Label: PRE: CASI/WEB Sites R visits reg'ly: Today Show (today.msnbc.msn.com)

Unweighted Frequencies

	F2F	Web	Total
0. Not selected by R	754	1881	2635
1. Selected by R	74	66	140
-1. Inapplicable	1228	1913	3141

Weighted Percentages

	F2F		Web		Total	
	Raw	Weights	Raw	Weights	Raw	Weights
0. Not selected by R	36.7	41.2	48.7	46.5	44.5	44.6
1. Selected by R	3.6	3.1	1.7	1.4	2.4	2.0
-1. Inapplicable	59.7	55.7	49.6	52.1	53.1	53.4

medsrc_websites_13

Label: PRE: CASI/WEB Wch websites R visits reg'ly: USA Today (usato-day.com)

Unweighted Frequencies

	F2F	Web	Total
0. Not selected by R	710	1790	2500
1. Selected by R	118	157	275
-1. Inapplicable	1228	1913	3141

Weighted Percentages

	F2F		Web		Total	
	Raw	Weights	Raw	Weights	Raw	Weights
0. Not selected by R	34.5	38.9	46.4	44.0	42.3	42.2
1. Selected by R	5.7	5.4	4.1	3.9	4.6	4.4
-1. Inapplicable	59.7	55.7	49.6	52.1	53.1	53.4

medsrc_websites_14

Label: PRE: CASI/WEB Websites R visits: Washington Post (washington-post.com)

Unweighted Frequencies

	F2F	Web	Total
0. Not selected by R	770	1814	2584
1. Selected by R	58	133	191
-1. Inapplicable	1228	1913	3141

Weighted Percentages

	F2F		Web		Total	
	Raw	Weights	Raw	Weights	Raw	Weights
0. Not selected by R	37.5	41.5	47.0	45.0	43.7	43.8
1. Selected by R	2.8	2.8	3.4	2.9	3.2	2.9
-1. Inapplicable	59.7	55.7	49.6	52.1	53.1	53.4

medsrc_websites_15

Label: PRE: CASI/WEB Wch wbsites R visits reg'ly: Yahoo News
(news.yahoo.com)

Unweighted Frequencies

	F2F	Web	Total
0. Not selected by R	480	1301	1781
1. Selected by R	348	646	994
-1. Inapplicable	1228	1913	3141

Weighted Percentages

	F2F		Web		Total	
	Raw	Weights	Raw	Weights	Raw	Weights
0. Not selected by R	23.3	27.3	33.7	31.9	30.1	30.3
1. Selected by R	16.9	17.0	16.7	16.0	16.8	16.3
-1. Inapplicable	59.7	55.7	49.6	52.1	53.1	53.4

medsrc_websites_othweb

Label: PRE: CASI/WEB Which websites R visits regularly: mention other website

Unweighted Frequencies

	F2F	Web	Total
0. Not selected by R	801	1774	2575
1. Selected by R	27	173	200
-1. Inapplicable	1228	1913	3141

Weighted Percentages

	F2F		Web		Total	
	Raw	Weights	Raw	Weights	Raw	Weights
0. Not selected by R	39.0	42.8	46.0	44.0	43.5	43.6
1. Selected by R	1.3	1.5	4.5	3.9	3.4	3.0
-1. Inapplicable	59.7	55.7	49.6	52.1	53.1	53.4

medsrc_websites_othtxt

Label: PRE: CASI/WEB Other specify- Which web sites R visits regularly

166 unique outcomes. 10 most frequently appearing outcomes:

Unweighted Frequencies

	<u>Count</u>
<NULL>	5720
BBC	5
facebook	4
msn	4
Reuters	4
aol.com	3
bbc	3
Daily Beast	3
Facebook	3
MSN	<u>3</u>

medsrc_websites_none

Label: PRE: CASI/WEB Which sites R visits reg'ly: none of the above selected

Unweighted Frequencies

	F2F	Web	Total
0. Not selected by R	732	0	732
1. Selected by R	96	0	96
-1. Inapplicable	1228	3860	5088

Weighted Percentages

	F2F		Web		Total	
	Raw	Weights	Raw	Weights	Raw	Weights
0. Not selected by R	35.6	37.5	0.0	0.0	12.4	13.0
1. Selected by R	4.7	6.8	0.0	0.0	1.6	2.4
-1. Inapplicable	59.7	55.7	100.0	100.0	86.0	84.6

medsrc_websites_dkrf

Label: PRE: CASI/WEB Which web sites R visits regularly: DK/RF

Unweighted Frequencies

	F2F	Web	Total
0. Not selected by R	814	1494	2308
1. DK selected by R	5	0	5
2. RF selected by R	9	453	462
-1. Inapplicable	1228	1913	3141

Weighted Percentages

	F2F		Web		Total	
	Raw	Weights	Raw	Weights	Raw	Weights
0. Not selected by R	39.6	43.7	38.7	35.6	39.0	38.4
1. DK selected by R	0.2	0.2	0.0	0.0	0.1	0.1
2. RF selected by R	0.4	0.5	11.7	12.2	7.8	8.2
-1. Inapplicable	59.7	55.7	49.6	52.1	53.1	53.4

medsrc_printnews_01

Label: PRE: CASI/WEB Print papers R reads: New York Times/
www.nytimes.com

Unweighted Frequencies

	F2F	Web	Total
0. Not selected by R	768	2015	2783
1. Selected by R	55	111	166
-1. Inapplicable	1233	1734	2967

Weighted Percentages

	F2F		Web		Total	
	Raw	Weights	Raw	Weights	Raw	Weights
0. Not selected by R	37.4	42.9	52.2	47.8	47.0	46.1
1. Selected by R	2.7	3.6	2.9	2.0	2.8	2.6
-1. Inapplicable	60.0	53.5	44.9	50.2	50.2	51.4

medsrc_printnews_02

Label: PRE: CASI/WEB Print papers R reads reg'ly: USA Today/
www.usatoday.com

Unweighted Frequencies

	F2F	Web	Total
0. Not selected by R	704	1975	2679
1. Selected by R	119	151	270
-1. Inapplicable	1233	1734	2967

Weighted Percentages

	F2F		Web		Total	
	Raw	Weights	Raw	Weights	Raw	Weights
0. Not selected by R	34.2	40.5	51.2	46.6	45.3	44.4
1. Selected by R	5.8	6.0	3.9	3.2	4.6	4.2
-1. Inapplicable	60.0	53.5	44.9	50.2	50.2	51.4

medsrc_printnews_03

Label: PRE: CASI/WEB Print paprs R reads: Wall Street Journal/ on-line.wsj.com

Unweighted Frequencies

	F2F	Web	Total
0. Not selected by R	779	2019	2798
1. Selected by R	44	107	151
-1. Inapplicable	1233	1734	2967

Weighted Percentages

	F2F		Web		Total	
	Raw	Weights	Raw	Weights	Raw	Weights
0. Not selected by R	37.9	43.2	52.3	47.7	47.3	46.1
1. Selected by R	2.1	3.2	2.8	2.1	2.6	2.5
-1. Inapplicable	60.0	53.5	44.9	50.2	50.2	51.4

medsrc_printnews_04

Label: PRE: CASI/WEB Pnt papr R read: Washington Post/
www.washingtonpost.com

Unweighted Frequencies

	F2F	Web	Total
0. Not selected by R	803	2088	2891
1. Selected by R	20	38	58
-1. Inapplicable	1233	1734	2967

Weighted Percentages

	F2F		Web		Total	
	Raw	Weights	Raw	Weights	Raw	Weights
0. Not selected by R	39.1	45.4	54.1	49.0	48.9	47.7
1. Selected by R	1.0	1.1	1.0	0.8	1.0	0.9
-1. Inapplicable	60.0	53.5	44.9	50.2	50.2	51.4

medsrc_printnews_05

Label: PRE: CASI/WEB Which print papers R reads reg'ly: mention news-
paper 05

Unweighted Frequencies

	F2F	Web	Total
0. Not selected by R	480	1296	1776
1. Selected by R	343	830	1173
-1. Inapplicable	1233	1734	2967

Weighted Percentages

	F2F		Web		Total	
	Raw	Weights	Raw	Weights	Raw	Weights
0. Not selected by R	23.3	28.6	33.6	31.9	30.0	30.7
1. Selected by R	16.7	17.9	21.5	17.9	19.8	17.9
-1. Inapplicable	60.0	53.5	44.9	50.2	50.2	51.4

medsrc_printnews_06

Label: PRE: CASI/WEB Which print papers R reads reg'ly: mention newspaper 06

Unweighted Frequencies

	F2F	Web	Total
0. Not selected by R	618	1706	2324
1. Selected by R	205	420	625
-1. Inapplicable	1233	1734	2967

Weighted Percentages

	F2F		Web		Total	
	Raw	Weights	Raw	Weights	Raw	Weights
0. Not selected by R	30.1	35.0	44.2	40.1	39.3	38.3
1. Selected by R	10.0	11.5	10.9	9.6	10.6	10.3
-1. Inapplicable	60.0	53.5	44.9	50.2	50.2	51.4

medsrc_printnews_07

Label: PRE: CASI/WEB Which print papers R reads reg'ly: mention newspaper 07

Unweighted Frequencies

	F2F	Web	Total
0. Not selected by R	769	1894	2663
1. Selected by R	54	232	286
-1. Inapplicable	1233	1734	2967

Weighted Percentages

	F2F		Web		Total	
	Raw	Weights	Raw	Weights	Raw	Weights
0. Not selected by R	37.4	42.9	49.1	44.1	45.0	43.7
1. Selected by R	2.6	3.5	6.0	5.7	4.8	5.0
-1. Inapplicable	60.0	53.5	44.9	50.2	50.2	51.4

medsrc_printnews_08

Label: PRE: CASI/WEB Which print papers R reads reg'ly: mention newspaper 08

Unweighted Frequencies

	F2F	Web	Total
0. Not selected by R	768	1983	2751
1. Selected by R	55	143	198
-1. Inapplicable	1233	1734	2967

Weighted Percentages

	F2F		Web		Total	
	Raw	Weights	Raw	Weights	Raw	Weights
0. Not selected by R	37.4	43.3	51.4	46.8	46.5	45.6
1. Selected by R	2.7	3.1	3.7	3.0	3.3	3.0
-1. Inapplicable	60.0	53.5	44.9	50.2	50.2	51.4

medsrc_printnews_09

Label: PRE: CASI/WEB Which print papers R reads reg'ly: mention newspaper 09

Unweighted Frequencies

	F2F	Web	Total
0. Not selected by R	807	2064	2871
1. Selected by R	16	62	78
-1. Inapplicable	1233	1734	2967

Weighted Percentages

	F2F		Web		Total	
	Raw	Weights	Raw	Weights	Raw	Weights
0. Not selected by R	39.3	45.1	53.5	48.6	48.5	47.4
1. Selected by R	0.8	1.4	1.6	1.2	1.3	1.3
-1. Inapplicable	60.0	53.5	44.9	50.2	50.2	51.4

medsrc_printnews_10

Label: PRE: CASI/WEB Which print papers R reads reg'ly: mention newspaper 10

Unweighted Frequencies

	F2F	Web	Total
0. Not selected by R	815	2103	2918
1. Selected by R	8	23	31
-1. Inapplicable	1233	1734	2967

Weighted Percentages

	F2F		Web		Total	
	Raw	Weights	Raw	Weights	Raw	Weights
0. Not selected by R	39.6	45.6	54.5	49.3	49.3	48.0
1. Selected by R	0.4	0.9	0.6	0.4	0.5	0.6
-1. Inapplicable	60.0	53.5	44.9	50.2	50.2	51.4

medsrc_printnews_11

Label: PRE: CASI/WEB Which print papers R reads reg'ly: mention newspaper 11

Unweighted Frequencies

	F2F	Web	Total
0. Not selected by R	813	2111	2924
1. Selected by R	10	15	25
-1. Inapplicable	1233	1734	2967

Weighted Percentages

	F2F		Web		Total	
	Raw	Weights	Raw	Weights	Raw	Weights
0. Not selected by R	39.5	45.7	54.7	49.5	49.4	48.2
1. Selected by R	0.5	0.7	0.4	0.3	0.4	0.5
-1. Inapplicable	60.0	53.5	44.9	50.2	50.2	51.4

medsrc_printnews_12

Label: PRE: CASI/WEB Which print papers R reads reg'ly: mention newspaper 12

Unweighted Frequencies

	F2F	Web	Total
0. Not selected by R	821	2121	2942
1. Selected by R	2	5	7
-1. Inapplicable	1233	1734	2967

Weighted Percentages

	F2F		Web		Total	
	Raw	Weights	Raw	Weights	Raw	Weights
0. Not selected by R	39.9	46.3	54.9	49.6	49.7	48.5
1. Selected by R	0.1	0.1	0.1	0.1	0.1	0.1
-1. Inapplicable	60.0	53.5	44.9	50.2	50.2	51.4

medsrc_printnews_13

Label: PRE: CASI/WEB Which print papers R reads reg'ly: mention newspaper 13

Unweighted Frequencies

	F2F	Web	Total
0. Not selected by R	822	2123	2945
1. Selected by R	1	3	4
-1. Inapplicable	1233	1734	2967

Weighted Percentages

	F2F		Web		Total	
	Raw	Weights	Raw	Weights	Raw	Weights
0. Not selected by R	40.0	46.4	55.0	49.7	49.8	48.6
1. Selected by R	0.0	0.1	0.1	0.0	0.1	0.1
-1. Inapplicable	60.0	53.5	44.9	50.2	50.2	51.4

medsrc_printnews_14

Label: PRE: CASI/WEB Which print papers R reads reg'ly: mention newspaper 14

Unweighted Frequencies

	F2F	Web	Total
0. Not selected by R	823	2126	2949
-1. Inapplicable	1233	1734	2967

Weighted Percentages

	F2F		Web		Total	
	Raw	Weights	Raw	Weights	Raw	Weights
0. Not selected by R	40.0	46.5	55.1	49.8	49.8	48.6
-1. Inapplicable	60.0	53.5	44.9	50.2	50.2	51.4

medsrc_printnews_15

Label: PRE: CASI/WEB Which print papers R reads reg'ly: mention newspaper 15

Unweighted Frequencies

	F2F	Web	Total
0. Not selected by R	823	2126	2949
-1. Inapplicable	1233	1734	2967

Weighted Percentages

	F2F		Web		Total	
	Raw	Weights	Raw	Weights	Raw	Weights
0. Not selected by R	40.0	46.5	55.1	49.8	49.8	48.6
-1. Inapplicable	60.0	53.5	44.9	50.2	50.2	51.4

medsrc_printnews_othnews

Label: PRE: CASI/WEB Which print papers R reads reg'ly: mention other newsp

Unweighted Frequencies

	F2F	Web	Total
0. Not selected by R	778	1791	2569
1. Selected by R	45	335	380
-1. Inapplicable	1233	1734	2967

Weighted Percentages

	F2F		Web		Total	
	Raw	Weights	Raw	Weights	Raw	Weights
0. Not selected by R	37.8	44.2	46.4	41.8	43.4	42.6
1. Selected by R	2.2	2.3	8.7	8.0	6.4	6.0
-1. Inapplicable	60.0	53.5	44.9	50.2	50.2	51.4

medsrc_printnews_none

Label: PRE: CASI/WEB Print papers R reads reg'ly: none of the above selected

Unweighted Frequencies

	F2F	Web	Total
0. Not selected by R	675	1912	2587
1. Selected by R	148	214	362
-1. Inapplicable	1233	1734	2967

Weighted Percentages

	F2F		Web		Total	
	Raw	Weights	Raw	Weights	Raw	Weights
0. Not selected by R	32.8	37.3	49.5	43.0	43.7	41.0
1. Selected by R	7.2	9.2	5.5	6.8	6.1	7.6
-1. Inapplicable	60.0	53.5	44.9	50.2	50.2	51.4

medsrc_printnews_dkrf

Label: PRE: CASI/WEB Which print newspapers R reads regularly: DK/RF

Unweighted Frequencies

	F2F	Web	Total
0. Not selected by R	799	1976	2775
1. DK selected by R	14	0	14
2. RF selected by R	10	150	160
-1. Inapplicable	1233	1734	2967

Weighted Percentages

	F2F		Web		Total	
	Raw	Weights	Raw	Weights	Raw	Weights
0. Not selected by R	38.9	44.8	51.2	46.5	46.9	45.9
1. DK selected by R	0.7	0.9	0.0	0.0	0.2	0.3
2. RF selected by R	0.5	0.8	3.9	3.3	2.7	2.4
-1. Inapplicable	60.0	53.5	44.9	50.2	50.2	51.4

medsrc_inetnews_01

Label: PRE: CASI/WEB OnIn paprs R read regly: New York Times/
www.nytimes.com

Unweighted Frequencies

	F2F	Web	Total
0. Not selected by R	733	1970	2703
1. Selected by R	90	156	246
-1. Inapplicable	1233	1734	2967

Weighted Percentages

	F2F		Web		Total	
	Raw	Weights	Raw	Weights	Raw	Weights
0. Not selected by R	35.7	41.1	51.0	46.6	45.7	44.7
1. Selected by R	4.4	5.3	4.0	3.2	4.2	3.9
-1. Inapplicable	60.0	53.5	44.9	50.2	50.2	51.4

medsrc_inetnews_02

Label: PRE: CASI/WEB Online paprs R reads reg'ly: USA Today/
www.usatoday.com

Unweighted Frequencies

	F2F	Web	Total
0. Not selected by R	729	2000	2729
1. Selected by R	94	126	220
-1. Inapplicable	1233	1734	2967

Weighted Percentages

	F2F		Web		Total	
	Raw	Weights	Raw	Weights	Raw	Weights
0. Not selected by R	35.5	42.3	51.8	46.9	46.1	45.3
1. Selected by R	4.6	4.2	3.3	2.8	3.7	3.3
-1. Inapplicable	60.0	53.5	44.9	50.2	50.2	51.4

medsrc_inetnews_03

Label: PRE: CASI/WEB Onlin paprs R reads: Wall Street Journal/ on-line.wsj.com

Unweighted Frequencies

	F2F	Web	Total
0. Not selected by R	785	2048	2833
1. Selected by R	38	78	116
-1. Inapplicable	1233	1734	2967

Weighted Percentages

	F2F		Web		Total	
	Raw	Weights	Raw	Weights	Raw	Weights
0. Not selected by R	38.2	44.0	53.1	48.1	47.9	46.7
1. Selected by R	1.8	2.5	2.0	1.7	2.0	2.0
-1. Inapplicable	60.0	53.5	44.9	50.2	50.2	51.4

medsrc_inetnews_04

Label: PRE: CASI/WEB Onl pprs R read: Washington Post/
www.washingtonpost.com

Unweighted Frequencies

	F2F	Web	Total
0. Not selected by R	783	2027	2810
1. Selected by R	40	99	139
-1. Inapplicable	1233	1734	2967

Weighted Percentages

	F2F		Web		Total	
	Raw	Weights	Raw	Weights	Raw	Weights
0. Not selected by R	38.1	44.9	52.5	47.7	47.5	46.7
1. Selected by R	1.9	1.6	2.6	2.1	2.3	1.9
-1. Inapplicable	60.0	53.5	44.9	50.2	50.2	51.4

medsrc_inetnews_05

Label: PRE: CASI/WEB Which online papers R reads reg'ly: mention newspaper 05

Unweighted Frequencies

	F2F	Web	Total
0. Not selected by R	650	1809	2459
1. Selected by R	173	317	490
-1. Inapplicable	1233	1734	2967

Weighted Percentages

	F2F		Web		Total	
	Raw	Weights	Raw	Weights	Raw	Weights
0. Not selected by R	31.6	36.5	46.9	42.6	41.6	40.5
1. Selected by R	8.4	10.0	8.2	7.2	8.3	8.1
-1. Inapplicable	60.0	53.5	44.9	50.2	50.2	51.4

medsrc_inetnews_06

Label: PRE: CASI/WEB Which online papers R reads reg'ly: mention newspaper 06

Unweighted Frequencies

	F2F	Web	Total
0. Not selected by R	716	1970	2686
1. Selected by R	107	156	263
-1. Inapplicable	1233	1734	2967

Weighted Percentages

	F2F		Web		Total	
	Raw	Weights	Raw	Weights	Raw	Weights
0. Not selected by R	34.8	39.7	51.0	46.5	45.4	44.1
1. Selected by R	5.2	6.7	4.0	3.3	4.4	4.5
-1. Inapplicable	60.0	53.5	44.9	50.2	50.2	51.4

medsrc_inetnews_07

Label: PRE: CASI/WEB Which online papers R reads reg'ly: mention newspaper 07

Unweighted Frequencies

	F2F	Web	Total
0. Not selected by R	783	2038	2821
1. Selected by R	40	88	128
-1. Inapplicable	1233	1734	2967

Weighted Percentages

	F2F		Web		Total	
	Raw	Weights	Raw	Weights	Raw	Weights
0. Not selected by R	38.1	44.1	52.8	47.8	47.7	46.5
1. Selected by R	1.9	2.4	2.3	2.0	2.2	2.1
-1. Inapplicable	60.0	53.5	44.9	50.2	50.2	51.4

medsrc_inetnews_08

Label: PRE: CASI/WEB Which online papers R reads reg'ly: mention newspaper 08

Unweighted Frequencies

	F2F	Web	Total
0. Not selected by R	794	2072	2866
1. Selected by R	29	54	83
-1. Inapplicable	1233	1734	2967

Weighted Percentages

	F2F		Web		Total	
	Raw	Weights	Raw	Weights	Raw	Weights
0. Not selected by R	38.6	44.3	53.7	48.4	48.4	47.0
1. Selected by R	1.4	2.1	1.4	1.4	1.4	1.6
-1. Inapplicable	60.0	53.5	44.9	50.2	50.2	51.4

medsrc_inetnews_09

Label: PRE: CASI/WEB Which online papers R reads reg'ly: mention newspaper 09

Unweighted Frequencies

	F2F	Web	Total
0. Not selected by R	816	2105	2921
1. Selected by R	7	21	28
-1. Inapplicable	1233	1734	2967

Weighted Percentages

	F2F		Web		Total	
	Raw	Weights	Raw	Weights	Raw	Weights
0. Not selected by R	39.7	46.0	54.5	49.2	49.4	48.1
1. Selected by R	0.3	0.4	0.5	0.6	0.5	0.5
-1. Inapplicable	60.0	53.5	44.9	50.2	50.2	51.4

medsrc_inetnews_10

Label: PRE: CASI/WEB Which online papers R reads reg'ly: mention newspaper 10

Unweighted Frequencies

	F2F	Web	Total
0. Not selected by R	819	2115	2934
1. Selected by R	4	11	15
-1. Inapplicable	1233	1734	2967

Weighted Percentages

	F2F		Web		Total	
	Raw	Weights	Raw	Weights	Raw	Weights
0. Not selected by R	39.8	46.1	54.8	49.5	49.6	48.4
1. Selected by R	0.2	0.3	0.3	0.2	0.3	0.3
-1. Inapplicable	60.0	53.5	44.9	50.2	50.2	51.4

medsrc_inetnews_11

Label: PRE: CASI/WEB Which online papers R reads reg'ly: mention newspaper 11

Unweighted Frequencies

	F2F	Web	Total
0. Not selected by R	820	2122	2942
1. Selected by R	3	4	7
-1. Inapplicable	1233	1734	2967

Weighted Percentages

	F2F		Web		Total	
	Raw	Weights	Raw	Weights	Raw	Weights
0. Not selected by R	39.9	46.3	55.0	49.6	49.7	48.5
1. Selected by R	0.1	0.2	0.1	0.1	0.1	0.1
-1. Inapplicable	60.0	53.5	44.9	50.2	50.2	51.4

medsrc_inetnews_12

Label: PRE: CASI/WEB Which online papers R reads reg'ly: mention newspaper 12

Unweighted Frequencies

	F2F	Web	Total
0. Not selected by R	820	2125	2945
1. Selected by R	3	1	4
-1. Inapplicable	1233	1734	2967

Weighted Percentages

	F2F		Web		Total	
	Raw	Weights	Raw	Weights	Raw	Weights
0. Not selected by R	39.9	46.2	55.1	49.7	49.8	48.5
1. Selected by R	0.1	0.2	0.0	0.0	0.1	0.1
-1. Inapplicable	60.0	53.5	44.9	50.2	50.2	51.4

medsrc_inetnews_13

Label: PRE: CASI/WEB Which online papers R reads reg'ly: mention newspaper 13

Unweighted Frequencies

	F2F	Web	Total
0. Not selected by R	823	2124	2947
1. Selected by R	0	2	2
-1. Inapplicable	1233	1734	2967

Weighted Percentages

	F2F		Web		Total	
	Raw	Weights	Raw	Weights	Raw	Weights
0. Not selected by R	40.0	46.5	55.0	49.7	49.8	48.6
1. Selected by R	0.0	0.0	0.1	0.0	0.0	0.0
-1. Inapplicable	60.0	53.5	44.9	50.2	50.2	51.4

medsrc_inetnews_14

Label: PRE: CASI/WEB Which online papers R reads reg'ly: mention newspaper 14

Unweighted Frequencies

	F2F	Web	Total
0. Not selected by R	823	2126	2949
-1. Inapplicable	1233	1734	2967

Weighted Percentages

	F2F		Web		Total	
	Raw	Weights	Raw	Weights	Raw	Weights
0. Not selected by R	40.0	46.5	55.1	49.8	49.8	48.6
-1. Inapplicable	60.0	53.5	44.9	50.2	50.2	51.4

medsrc_inetnews_15

Label: PRE: CASI/WEB Which online papers R reads reg'ly: mention newspaper 15

Unweighted Frequencies

	F2F	Web	Total
0. Not selected by R	823	2126	2949
-1. Inapplicable	1233	1734	2967

Weighted Percentages

	F2F		Web		Total	
	Raw	Weights	Raw	Weights	Raw	Weights
0. Not selected by R	40.0	46.5	55.1	49.8	49.8	48.6
-1. Inapplicable	60.0	53.5	44.9	50.2	50.2	51.4

medsrc_inetnews_othnews

Label: PRE: CASI/WEB Which online papers R reads reg'ly: mention other newsp

Unweighted Frequencies

	F2F	Web	Total
0. Not selected by R	811	1974	2785
1. Selected by R	12	152	164
-1. Inapplicable	1233	1734	2967

Weighted Percentages

	F2F		Web		Total	
	Raw	Weights	Raw	Weights	Raw	Weights
0. Not selected by R	39.4	45.8	51.1	46.0	47.1	46.0
1. Selected by R	0.6	0.6	3.9	3.7	2.8	2.7
-1. Inapplicable	60.0	53.5	44.9	50.2	50.2	51.4

medsrc_inetnews_none

Label: PRE: CASI/WEB Wch onlin paprs R reads reg'ly: none of the above
selctd

Unweighted Frequencies

	F2F	Web	Total
0. Not selected by R	458	1432	1890
1. Selected by R	365	694	1059
-1. Inapplicable	1233	1734	2967

Weighted Percentages

	F2F		Web		Total	
	Raw	Weights	Raw	Weights	Raw	Weights
0. Not selected by R	22.3	25.7	37.1	32.2	31.9	29.9
1. Selected by R	17.8	20.8	18.0	17.6	17.9	18.7
-1. Inapplicable	60.0	53.5	44.9	50.2	50.2	51.4

medsrc_inetnews_dkrf

Label: PRE: CASI/WEB Which online newspapers R reads regularly:
DK/RF

Unweighted Frequencies

	F2F	Web	Total
0. Not selected by R	778	1478	2256
1. DK selected by R	25	0	25
2. RF selected by R	20	648	668
-1. Inapplicable	1233	1734	2967

Weighted Percentages

	F2F		Web		Total	
	Raw	Weights	Raw	Weights	Raw	Weights
0. Not selected by R	37.8	43.8	38.3	34.9	38.1	38.0
1. DK selected by R	1.2	1.4	0.0	0.0	0.4	0.5
2. RF selected by R	1.0	1.3	16.8	14.9	11.3	10.1
-1. Inapplicable	60.0	53.5	44.9	50.2	50.2	51.4

medsrc_socmedia

Label: CASI No.days in wk R uses soc media to learn Pres
Position: Pre-election survey, section-item no. 63.4-14
Description: CASI sources of media information Pre
Question: During a typical week, how many days do you use social media such as Twitter or Facebook to learn about the election for President?
Source: Respondent

Unweighted Frequencies

	F2F	Web	Total
0. None	1136	2666	3802
1. One day	132	261	393
2. Two days	88	146	234
3. Three days	102	114	216
4. Four days	46	74	120
5. Five days	69	101	170
6. Six days	36	55	91
7. Seven days	310	433	743
-4. Error	3	0	3
-8. Don't know	83	0	83
-9. Refused	51	10	61

Weighted Percentages

	F2F		Web		Total	
	Raw	Weights	Raw	Weights	Raw	Weights
0. None	55.3	60.0	69.1	67.1	64.3	64.7
1. One day	6.4	5.4	6.8	7.7	6.6	6.9
2. Two days	4.3	3.4	3.8	4.0	4.0	3.8
3. Three days	5.0	4.0	3.0	3.2	3.7	3.5
4. Four days	2.2	1.7	1.9	2.2	2.0	2.0
5. Five days	3.4	3.2	2.6	2.8	2.9	3.0
6. Six days	1.8	1.6	1.4	1.2	1.5	1.4
7. Seven days	15.1	15.1	11.2	11.3	12.6	12.6
-4. Error	0.1	0.2	0.0	0.0	0.1	0.1
-8. Don't know	4.0	3.3	0.0	0.0	1.4	1.1
-9. Refused	2.5	2.0	0.3	0.5	1.0	1.0

medsrc_blogs

Label: CASI No.days in wk R uses blogs to learn abt Pres
Position: Pre-election survey, section-item no. 63.4-20
Description: CASI sources of media information Pre
Question: During a typical week, how many days do you use blogs to learn about the election for President?
Source: Respondent

Unweighted Frequencies

	F2F	Web	Total
0. None	1669	3473	5142
1. One day	50	122	172
2. Two days	24	71	95
3. Three days	27	56	83
4. Four days	16	28	44
5. Five days	22	30	52
6. Six days	7	11	18
7. Seven days	31	60	91
-4. Error	3	0	3
-8. Don't know	144	0	144
-9. Refused	63	9	72

Weighted Percentages

	F2F		Web		Total	
	Raw	Weights	Raw	Weights	Raw	Weights
0. None	81.2	84.7	90.0	90.1	86.9	88.2
1. One day	2.4	1.9	3.2	3.3	2.9	2.9
2. Two days	1.2	0.9	1.8	1.8	1.6	1.5
3. Three days	1.3	0.9	1.5	1.6	1.4	1.3
4. Four days	0.8	0.5	0.7	1.0	0.7	0.8
5. Five days	1.1	0.8	0.8	0.5	0.9	0.6
6. Six days	0.3	0.1	0.3	0.1	0.3	0.1
7. Seven days	1.5	1.3	1.6	1.1	1.5	1.2
-4. Error	0.1	0.2	0.0	0.0	0.1	0.1
-8. Don't know	7.0	5.7	0.0	0.0	2.4	2.0
-9. Refused	3.1	2.8	0.2	0.4	1.2	1.3

medsrc_specblogs_txt

Label: PRE: CASI/WEB Which blogs R uses to learn abt Pres election

416 unique outcomes. 10 most frequently appearing outcomes:

Unweighted Frequencies

	Count
<NULL>	5402
facebook	29
none	13
-1 Inapplicable	9
Facebook	8
FACEBOOK	5
Huffington Post	4
n/a	4
na	4
no	4

owngun_owngun

Label: CASI Does R own a gun
 Position: Pre-election survey, section-item no. 63.5-4
 Description: CASI gun ownership
 Question: Do you or anyone else living here own a gun, or not?
 Logic: Self-administered by R
 Source: Respondent

Unweighted Frequencies

	F2F	Web	Total
1. Yes	480	1340	1820
2. No	1444	2464	3908
-8. Don't know	24	0	24
-9. Refused	108	56	164

Weighted Percentages

	F2F		Web		Total	
	Raw	Weights	Raw	Weights	Raw	Weights
1. Yes	23.3	30.8	34.7	34.4	30.8	33.1
2. No	70.2	61.9	63.8	63.8	66.1	63.2
-8. Don't know	1.2	1.0	0.0	0.0	0.4	0.3
-9. Refused	5.3	6.3	1.5	1.8	2.8	3.3

wordsum_setb

Label: CASI WORDSUM set B
 Position: Pre-election survey, section-item no. 63.6-3
 Description: CASI Literacy
 Question: <br clear=all>
 Logic: The choices available for this question should be present as a grid, so that R can click the button for his/her synonym choice.
 Source: Respondent

Unweighted Frequencies

	F2F	Web	Total
1. Incorrect	58	44	102
2. Incorrect	157	119	276
3. Incorrect	78	50	128
4. Incorrect	86	50	136
5. Correct	1652	3580	5232
-2. Missing: soft refusal	25	0	25
-9. Refused	0	17	17

Weighted Percentages

	F2F		Web		Total	
	Raw	Weights	Raw	Weights	Raw	Weights
1. Incorrect	2.8	2.8	1.1	1.2	1.7	1.7
2. Incorrect	7.6	6.8	3.1	3.3	4.7	4.5
3. Incorrect	3.8	2.3	1.3	1.7	2.2	1.9
4. Incorrect	4.2	2.7	1.3	1.2	2.3	1.7
5. Correct	80.4	84.5	92.7	91.9	88.4	89.3
-2. Missing: soft refusal	1.2	0.8	0.0	0.0	0.4	0.3
-9. Refused	0.0	0.0	0.4	0.8	0.3	0.5

wordsum_setd

Label: CASI WORDSUM set D
 Position: Pre-election survey, section-item no. 63.6-5
 Description: CASI Literacy
 Question: <br clear=all>
 Logic: The choices available for this question should be present as a grid, so that R can click the button for his/her synonym choice.
 Source: Respondent

Unweighted Frequencies

	F2F	Web	Total
1. Incorrect	21	26	47
2. Incorrect	125	95	220
3. Correct	1788	3654	5442
4. Incorrect	19	17	36
5. Incorrect	91	55	146
-2. Missing: soft refusal	12	0	12
-9. Refused	0	13	13

Weighted Percentages

	F2F		Web		Total	
	Raw	Weights	Raw	Weights	Raw	Weights
1. Incorrect	1.0	0.7	0.7	0.8	0.8	0.8
2. Incorrect	6.1	4.9	2.5	3.0	3.7	3.6
3. Correct	87.0	89.9	94.7	93.5	92.0	92.2
4. Incorrect	0.9	0.8	0.4	0.5	0.6	0.6
5. Incorrect	4.4	3.3	1.4	1.6	2.5	2.2
-2. Missing: soft refusal	0.6	0.3	0.0	0.0	0.2	0.1
-9. Refused	0.0	0.0	0.3	0.7	0.2	0.4

wordsum_sete

Label: CASI WORDSUM set E
 Position: Pre-election survey, section-item no. 63.6-6
 Description: CASI Literacy
 Question: <br clear=all>
 Logic: The choices available for this question should be present as a grid, so that R can click the button for his/her synonym choice.
 Source: Respondent

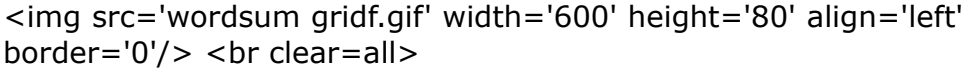
Unweighted Frequencies

	F2F	Web	Total
1. Correct	1506	3303	4809
2. Incorrect	162	163	325
3. Incorrect	121	129	250
4. Incorrect	154	160	314
5. Incorrect	98	89	187
-2. Missing: soft refusal	15	0	15
-9. Refused	0	16	16

Weighted Percentages

	F2F		Web		Total	
	Raw	Weights	Raw	Weights	Raw	Weights
1. Correct	73.2	77.2	85.6	84.5	81.3	82.0
2. Incorrect	7.9	5.7	4.2	3.5	5.5	4.3
3. Incorrect	5.9	5.7	3.3	3.9	4.2	4.5
4. Incorrect	7.5	7.6	4.1	4.9	5.3	5.8
5. Incorrect	4.8	3.4	2.3	2.6	3.2	2.8
-2. Missing: soft refusal	0.7	0.5	0.0	0.0	0.3	0.2
-9. Refused	0.0	0.0	0.4	0.7	0.3	0.4

wordsum_setf

Label: CASI WORDSUM set F
 Position: Pre-election survey, section-item no. 63.6-7
 Description: CASI Literacy
 Question: 
 Logic: The choices available for this question should be present as a grid, so that R can click the button for his/her synonym choice.
 Source: Respondent

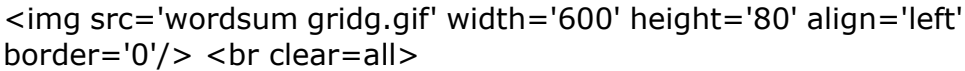
Unweighted Frequencies

	F2F	Web	Total
1. Incorrect	39	22	61
2. Incorrect	56	42	98
3. Correct	1712	3622	5334
4. Incorrect	45	18	63
5. Incorrect	193	144	337
-2. Missing: soft refusal	11	0	11
-9. Refused	0	12	12

Weighted Percentages

	F2F		Web		Total	
	Raw	Weights	Raw	Weights	Raw	Weights
1. Incorrect	1.9	1.4	0.6	0.7	1.0	0.9
2. Incorrect	2.7	1.7	1.1	1.4	1.7	1.5
3. Correct	83.3	88.1	93.8	92.6	90.2	91.0
4. Incorrect	2.2	1.6	0.5	0.5	1.1	0.9
5. Incorrect	9.4	6.9	3.7	4.3	5.7	5.2
-2. Missing: soft refusal	0.5	0.3	0.0	0.0	0.2	0.1
-9. Refused	0.0	0.0	0.3	0.5	0.2	0.4

wordsum_setg

Label: CASI WORDSUM set G
Position: Pre-election survey, section-item no. 63.6-8
Description: CASI Literacy
Question: 
border='0'/>
clear=all
Logic: The choices available for this question should be present as a grid, so that R can click the button for his/her synonym choice.
Source: Respondent

Unweighted Frequencies

	F2F	Web	Total
1. Incorrect	87	44	131
2. Incorrect	1177	1706	2883
3. Incorrect	90	88	178
4. Inorrect	82	48	130
5. Correct	605	1952	2557
-2. Missing: soft refusal	15	0	15
-9. Refused	0	22	22

Weighted Percentages

	F2F		Web		Total	
	Raw	Weights	Raw	Weights	Raw	Weights
1. Incorrect	4.2	3.2	1.1	1.2	2.2	1.9
2. Incorrect	57.2	54.4	44.2	47.2	48.7	49.7
3. Incorrect	4.4	2.7	2.3	2.9	3.0	2.8
4. Inorrect	4.0	3.6	1.2	1.2	2.2	2.0
5. Correct	29.4	35.3	50.6	46.5	43.2	42.6
-2. Missing: soft refusal	0.7	0.8	0.0	0.0	0.3	0.3
-9. Refused	0.0	0.0	0.6	1.0	0.4	0.6

wordsum_seth

Label: CASI WORDSUM set H
 Position: Pre-election survey, section-item no. 63.6-9
 Description: CASI Literacy
 Question: <br clear=all>
 Logic: The choices available for this question should be present as a grid, so that R can click the button for his/her synonym choice.
 Source: Respondent

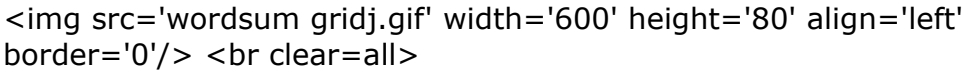
Unweighted Frequencies

	F2F	Web	Total
1. Incorrect	726	845	1571
2. Incorrect	330	522	852
3. Incorrect	171	219	390
4. Correct	548	1806	2354
5. Incorrect	264	423	687
-2. Missing: soft refusal	17	0	17
-9. Refused	0	45	45

Weighted Percentages

	F2F		Web		Total	
	Raw	Weights	Raw	Weights	Raw	Weights
1. Incorrect	35.3	32.9	21.9	23.2	26.6	26.6
2. Incorrect	16.1	15.6	13.5	14.5	14.4	14.9
3. Incorrect	8.3	7.2	5.7	6.3	6.6	6.6
4. Correct	26.7	31.0	46.8	42.9	39.8	38.8
5. Incorrect	12.8	12.5	11.0	11.5	11.6	11.8
-2. Missing: soft refusal	0.8	0.9	0.0	0.0	0.3	0.3
-9. Refused	0.0	0.0	1.2	1.6	0.8	1.1

wordsum_setj

Label: CASI WORDSUM set J
 Position: Pre-election survey, section-item no. 63.6-11
 Description: CASI Literacy
 Question: 
 Logic: The choices available for this question should be present as a grid, so that R can click the button for his/her synonym choice.
 Source: Respondent

Unweighted Frequencies

	F2F	Web	Total
1. Correct	594	1913	2507
2. Incorrect	946	1330	2276
3. Incorrect	69	54	123
4. Incorrect	389	486	875
5. Incorrect	43	52	95
-2. Missing: soft refusal	15	0	15
-9. Refused	0	25	25

Weighted Percentages

	F2F		Web		Total	
	Raw	Weights	Raw	Weights	Raw	Weights
1. Correct	28.9	35.1	49.6	47.4	42.4	43.1
2. Incorrect	46.0	42.7	34.5	35.2	38.5	37.8
3. Incorrect	3.4	3.0	1.4	1.8	2.1	2.2
4. Incorrect	18.9	16.5	12.6	13.2	14.8	14.3
5. Incorrect	2.1	2.2	1.3	1.3	1.6	1.6
-2. Missing: soft refusal	0.7	0.5	0.0	0.0	0.3	0.2
-9. Refused	0.0	0.0	0.6	1.1	0.4	0.7

wordsum_setk

Label: CASI WORDSUM set K
 Position: Pre-election survey, section-item no. 63.6-12
 Description: CASI Literacy
 Question: <br clear=all>
 Logic: The choices available for this question should be present as a grid, so that R can click the button for his/her synonym choice.
 Source: Respondent

Unweighted Frequencies

	F2F	Web	Total
1. Correct	1149	2877	4026
2. Incorrect	161	193	354
3. Incorrect	386	374	760
4. Incorrect	218	290	508
5. Incorrect	128	96	224
-2. Missing: soft refusal	14	0	14
-9. Refused	0	30	30

Weighted Percentages

	F2F		Web		Total	
	Raw	Weights	Raw	Weights	Raw	Weights
1. Correct	55.9	62.0	74.5	72.2	68.1	68.7
2. Incorrect	7.8	6.8	5.0	5.6	6.0	6.0
3. Incorrect	18.8	14.8	9.7	10.6	12.8	12.0
4. Incorrect	10.6	10.8	7.5	7.9	8.6	8.9
5. Incorrect	6.2	5.0	2.5	2.6	3.8	3.4
-2. Missing: soft refusal	0.7	0.6	0.0	0.0	0.2	0.2
-9. Refused	0.0	0.0	0.8	1.1	0.5	0.7

wordsum_setl

Label: CASI WORDSUM set L
 Position: Pre-election survey, section-item no. 63.6-13
 Description: CASI Literacy
 Question: <br clear=all>
 Logic: The choices available for this question should be present as a grid, so that R can click the button for his/her synonym choice.
 Source: Respondent

Unweighted Frequencies

	F2F	Web	Total
1. Incorrect	338	309	647
2. Incorrect	225	142	367
3. Incorrect	416	427	843
4. Correct	1007	2918	3925
5. Incorrect	56	42	98
-2. Missing: soft refusal	14	0	14
-9. Refused	0	22	22

Weighted Percentages

	F2F		Web		Total	
	Raw	Weights	Raw	Weights	Raw	Weights
1. Incorrect	16.4	13.6	8.0	9.6	10.9	11.0
2. Incorrect	10.9	8.9	3.7	4.4	6.2	5.9
3. Incorrect	20.2	18.4	11.1	12.2	14.2	14.3
4. Correct	49.0	56.2	75.6	71.9	66.3	66.5
5. Incorrect	2.7	2.2	1.1	1.1	1.7	1.5
-2. Missing: soft refusal	0.7	0.6	0.0	0.0	0.2	0.2
-9. Refused	0.0	0.0	0.6	0.8	0.4	0.5

wordsum_seto

Label: CASI WORDSUM set 0
 Position: Pre-election survey, section-item no. 63.6-15
 Description: CASI Literacy
 Question: <br clear=all>
 Logic: The choices available for this question should be present as a grid, so that R can click the button for his/her synonym choice.
 Source: Respondent

Unweighted Frequencies

	F2F	Web	Total
1. Incorrect	65	86	151
2. Correct	1031	2636	3667
3. Incorrect	726	907	1633
4. Incorrect	83	62	145
5. Incorrect	136	141	277
-2. Missing: soft refusal	15	0	15
-9. Refused	0	28	28

Weighted Percentages

	F2F		Web		Total	
	Raw	Weights	Raw	Weights	Raw	Weights
1. Incorrect	3.2	2.8	2.2	2.8	2.6	2.8
2. Correct	50.1	57.2	68.3	64.5	62.0	62.0
3. Incorrect	35.3	30.0	23.5	25.4	27.6	27.0
4. Incorrect	4.0	4.1	1.6	1.9	2.5	2.7
5. Incorrect	6.6	5.4	3.7	4.3	4.7	4.7
-2. Missing: soft refusal	0.7	0.4	0.0	0.0	0.3	0.2
-9. Refused	0.0	0.0	0.7	1.1	0.5	0.7

orientn_rgay

Label: CASI Sexual orientation of R
 Position: Pre-election survey, section-item no. 63.7-1
 Description: CASI sexual orientation
 Question: Do you consider yourself to be heterosexual or straight, homosexual or gay, or bisexual?/ Do you consider yourself to be heterosexual or straight, homosexual or gay or lesbian, or bisexual?
 Universe: IF R IS NOT FEMALE / IF R IS FEMALE:
 Logic: Load text 'or lesbian' if GEND GENDOBS=2 or SELFGENG RGEND-SELF=2, else do not include.
 Source: Respondent

Unweighted Frequencies

	F2F	Web	Total
1. Heterosexual or straight	1848	3653	5501
2. Homosexual or gay (or lesbian)	28	96	124
3. Bisexual	41	75	116
-8. Don't know	40	0	40
-9. Refused	99	36	135

Weighted Percentages

	F2F		Web		Total	
	Raw	Weights	Raw	Weights	Raw	Weights
1. Heterosexual or straight	89.9	92.5	94.6	94.5	93.0	93.8
2. Homosexual or gay (or lesbian)	1.4	1.2	2.5	2.4	2.1	2.0
3. Bisexual	2.0	1.5	1.9	2.0	2.0	1.8
-8. Don't know	1.9	1.2	0.0	0.0	0.7	0.4
-9. Refused	4.8	3.6	0.9	1.1	2.3	2.0

orientn_knowgay

Label: CASI Sexual orientation of family and friends
 Position: Pre-election survey, section-item no. 63.7-2
 Description: CASI sexual orientation
 Question: Among your immediate family members, relatives, neighbors, co-workers, or close friends, are any of them gay, lesbian, or bisexual as far as you know?
 Logic: Self-administered by R
 Source: Respondent

Unweighted Frequencies

	F2F	Web	Total
1. Yes	874	1626	2500
2. No	873	2204	3077
-8. Don't know	227	0	227
-9. Refused	82	30	112

Weighted Percentages

	F2F		Web		Total	
	Raw	Weights	Raw	Weights	Raw	Weights
1. Yes	42.5	45.1	42.1	40.3	42.3	42.0
2. No	42.5	42.8	57.1	58.7	52.0	53.2
-8. Don't know	11.0	8.2	0.0	0.0	3.8	2.9
-9. Refused	4.0	3.9	0.8	1.0	1.9	2.0

preknow_prestimes

Label: CASI Political knowledge: number times can be ele
Position: Pre-election survey, section-item no. 63.75-1
Description: CASI political knowledge
Question: Do you happen to know how many times an individual can be elected President of the United States under current laws?
Logic: If R attempts to enter a value outside the hard range, if possible a 'neutral' message should appear such as: 'number outside maximum allowed'.
Source: Respondent

Unweighted Frequencies

	F2F	Web	Total
0	24	0	24
1	81	58	139
2	1716	3570	5286
3	58	77	135
4	101	79	180
5	13	6	19
6	3	4	7
7	2	1	3
8	28	23	51
9	2	0	2
10	1	2	3
12	3	2	5
15	2	1	3
-2	22	0	22
-9	0	37	37

Weighted Percentages

	F2F		Web		Total	
	Raw	Weights	Raw	Weights	Raw	Weights
0	1.2	0.6	0.0	0.0	0.4	0.2
1	3.9	4.2	1.5	1.6	2.3	2.5
2	83.5	86.4	92.5	91.3	89.4	89.6
3	2.8	2.4	2.0	2.3	2.3	2.3
4	4.9	3.7	2.0	2.3	3.0	2.8
5	0.6	0.4	0.2	0.2	0.3	0.3
6	0.1	0.1	0.1	0.1	0.1	0.1
7	0.1	0.1	0.0	0.1	0.1	0.1
8	1.4	1.2	0.6	0.6	0.9	0.8
9	0.1	0.0	0.0	0.0	0.0	0.0
10	0.0	0.0	0.1	0.1	0.1	0.1
12	0.1	0.1	0.1	0.0	0.1	0.1
15	0.1	0.2	0.0	0.1	0.1	0.1
-2	1.1	0.5	0.0	0.0	0.4	0.2
-9	0.0	0.0	1.0	1.3	0.6	0.9

preknow_sizedef

Label: CASI Political knowledge: size of federal deficit
 Position: Pre-election survey, section-item no. 63.75-2
 Description: CASI political knowledge
 Question: Is the U.S. federal budget deficit \blacklozenge the amount by which the government \blacklozenge s spending exceeds the amount of money it collects \blacklozenge now bigger, about the same, or smaller than it was during most of the 1990s?
 Source: Respondent

Unweighted Frequencies

	F2F	Web	Total
1. Bigger	1505	3389	4894
2. About the same	457	349	806
3. Smaller	84	101	185
-2. Missing: soft refusal	10	0	10
-9. Refused	0	21	21

Weighted Percentages

	F2F		Web		Total	
	Raw	Weights	Raw	Weights	Raw	Weights
1. Bigger	73.2	81.3	87.8	85.8	82.7	84.3
2. About the same	22.2	15.4	9.0	10.4	13.6	12.2
3. Smaller	4.1	2.7	2.6	2.9	3.1	2.8
-2. Missing: soft refusal	0.5	0.6	0.0	0.0	0.2	0.2
-9. Refused	0.0	0.0	0.5	0.9	0.4	0.6

preknow_senterm

Label: CASI Years Senator Elected
Position: Pre-election survey, section-item no. 63.75-3
Description: CASI political knowledge
Question: For how many years is a United States Senator elected ♦ that is, how many years are there in one full term of office for a U.S. Senator?
Logic: If R attempts to enter a value outside the hard range, if possible a 'neutral' message should appear such as: 'number outside maximum allowed'.
Source: Respondent

27 unique outcomes. 10 most frequently appearing outcomes:

Unweighted Frequencies

	<u>Count</u>
6	2052
4	1929
2	1038
8	303
3	141
1	96
-9	89
12	49
5	46
10	<u>41</u>

preknow_medicare

Label: CASI Political knowledge: What is Medicare
Position: Pre-election survey, section-item no. 63.75-4
Description: CASI political knowledge
Question: What is Medicare?
Randomization: Order of responses
Source: Respondent

Unweighted Frequencies

	F2F	Web	Total
1. A program run by the U.S. federal government to pay for old people's health care	1331	3274	4605
2. A program run by state governments to provide health care to poor people	532	480	1012
3. A private health insurance plan sold to individuals in all 50 states	126	69	195
4. A private, non-profit organization that runs free health clinics	56	16	72
-2. Missing: soft refusal	11	0	11
-9. Refused	0	21	21

	Weighted Percentages					
	F2F		Web		Total	
	Raw	Weights	Raw	Weights	Raw	Weights
1. A program run by the U.S. federal government to pay for old people's health care	64.7	70.5	84.8	82.2	77.8	78.1
2. A program run by state governments to provide health care to poor people	25.9	21.3	12.4	14.6	17.1	16.9
3. A private health insurance plan sold to individuals in all 50 states	6.1	5.9	1.8	1.9	3.3	3.3
4. A private, non-profit organization that runs free health clinics	2.7	1.7	0.4	0.5	1.2	0.9
-2. Missing: soft refusal	0.5	0.6	0.0	0.0	0.2	0.2
-9. Refused	0.0	0.0	0.5	0.8	0.4	0.5

preknow_leastsp

Label: CASI Political knowledge: program Fed govt spends
 Position: Pre-election survey, section-item no. 63.75-5
 Description: CASI political knowledge
 Question: On which of the following does the U.S. federal government currently spend the least?
 Randomization: Order of responses
 Source: Respondent

Unweighted Frequencies

	F2F	Web	Total
1. Foreign aid	610	1342	1952
2. Medicare	475	881	1356
3. National defense	236	401	637
4. Social Security	728	1196	1924
-2. Missing: soft refusal	7	0	7
-9. Refused	0	40	40

Weighted Percentages

	F2F		Web		Total	
	Raw	Weights	Raw	Weights	Raw	Weights
1. Foreign aid	29.7	31.6	34.8	32.5	33.0	32.2
2. Medicare	23.1	22.3	22.8	23.2	22.9	22.9
3. National defense	11.5	11.0	10.4	10.2	10.8	10.5
4. Social Security	35.4	34.6	31.0	32.7	32.5	33.3
-2. Missing: soft refusal	0.3	0.4	0.0	0.0	0.1	0.2
-9. Refused	0.0	0.0	1.0	1.4	0.7	0.9

happ_lifesatisf

Label: How satisfied is R with life
 Position: Pre-election survey, section-item no. 63.9-1
 Description: R happiness with life
 Question: All things considered, how satisfied are you with your life as a whole these days? Would you say that you are [EXTREMELY SATISFIED, VERY SATISFIED, MODERATELY SATISFIED, SLIGHTLY SATISFIED, or NOT SATISFIED AT ALL / NOT SATISFIED AT ALL, SLIGHTLY SATISFIED, MODERATELY SATISFIED, VERY SATISFIED, or EXTREMELY SATISFIED]?
 Source: Respondent

Unweighted Frequencies

	F2F	Web	Total
1. Extremely satisfied	380	265	645
2. Very satisfied	799	1231	2030
3. Moderately satisfied	625	1551	2176
4. Slightly satisfied	183	561	744
5. Not satisfied at all satisfied	51	234	285
-8. Don't know	12	0	12
-9. Refused	6	18	24

Weighted Percentages

	F2F		Web		Total	
	Raw	Weights	Raw	Weights	Raw	Weights
1. Extremely satisfied	18.5	17.8	6.9	6.9	10.9	10.7
2. Very satisfied	38.9	43.5	31.9	31.6	34.3	35.8
3. Moderately satisfied	30.4	27.7	40.2	40.7	36.8	36.2
4. Slightly satisfied	8.9	7.9	14.5	13.9	12.6	11.8
5. Not satisfied at all satisfied	2.5	2.5	6.1	6.0	4.8	4.8
-8. Don't know	0.6	0.4	0.0	0.0	0.2	0.1
-9. Refused	0.3	0.2	0.5	0.8	0.4	0.6

pre_iwrobs_skintone

Label: PRE: FTF ONLY: IWR OBS: Skin tone category of respondent

Unweighted Frequencies

	F2F	Web	Total
0	36	0	36
1	439	0	439
2	472	0	472
3	293	0	293
4	223	0	223
5	155	0	155
6	130	0	130
7	129	0	129
8	103	0	103
9	33	0	33
10	19	0	19
-1	0	3860	3860
-2	24	0	24

Weighted Percentages

	F2F		Web		Total	
	Raw	Weights	Raw	Weights	Raw	Weights
0	1.8	2.7	0.0	0.0	0.6	0.9
1	21.4	32.7	0.0	0.0	7.4	11.4
2	23.0	28.5	0.0	0.0	8.0	9.9
3	14.3	14.4	0.0	0.0	5.0	5.0
4	10.8	6.9	0.0	0.0	3.8	2.4
5	7.5	3.6	0.0	0.0	2.6	1.2
6	6.3	3.0	0.0	0.0	2.2	1.1
7	6.3	3.4	0.0	0.0	2.2	1.2
8	5.0	2.6	0.0	0.0	1.7	0.9
9	1.6	0.8	0.0	0.0	0.6	0.3
10	0.9	0.4	0.0	0.0	0.3	0.1
-1	0.0	0.0	100.0	100.0	65.2	65.2
-2	1.2	0.9	0.0	0.0	0.4	0.3

mediapo_tv

Label: Watch campaign programs on TV
 Position: Post election survey, section-item no. 121-3
 Description: Post media exposure and attention
 Question: Did you watch any programs about the campaign on television?
 Source: Respondent

Unweighted Frequencies

	F2F	Web	Total
1. Yes	1558	2754	4312
2. No	372	827	1199
-6. Not asked, unit nonresponse (no Post-election interview)	121	130	251
-7. Deleted due to partial (Post-election) interview	3	149	152
-8. Don't know	1	0	1
-9. Refused	1	0	1

Weighted Percentages

	F2F		Web		Total	
	Raw	Weights	Raw	Weights	Raw	Weights
1. Yes	75.8	76.3	71.3	67.6	72.9	70.6
2. No	18.1	17.9	21.4	24.9	20.3	22.4
-6. Not asked, unit nonresponse (no Post-election interview)	5.9	5.6	3.4	3.5	4.2	4.2
-7. Deleted due to partial (Post-election) interview	0.1	0.1	3.9	4.1	2.6	2.7
-9. Refused	0.0	0.1	0.0	0.0	0.0	0.0

mediapo_tvamt

Label: How many campaign programs on TV
 Position: Post election survey, section-item no. 121-4
 Description: Post media exposure and attention
 Question: Would you say you watched A GOOD MANY, SEVERAL, or JUST ONE OR TWO?
 Universe: IF WATCHED PROGRAMS ABOUT THE CAMPAIGN ON TELEVISION:
 Logic: Ask if MEDIAPO TVSTD=1, else skip
 Source: Respondent

Unweighted Frequencies

	F2F	Web	Total
1. A good many	421	744	1165
2. Several	535	1098	1633
3. Just one or two	601	912	1513
-1. Inapplicable	374	827	1201
-6. Not asked, unit nonresponse (no Post-election interview)	121	130	251
-7. Deleted due to partial (Post-election) interview	3	149	152
-8. Don't know	1	0	1

Weighted Percentages

	F2F		Web		Total	
	Raw	Weights	Raw	Weights	Raw	Weights
1. A good many	20.5	22.4	19.3	17.1	19.7	19.0
2. Several	26.0	25.9	28.4	26.1	27.6	26.0
3. Just one or two	29.2	27.9	23.6	24.3	25.6	25.6
-1. Inapplicable	18.2	18.0	21.4	24.9	20.3	22.5
-6. Not asked, unit nonresponse (no Post-election interview)	5.9	5.6	3.4	3.5	4.2	4.2
-7. Deleted due to partial (Post-election) interview	0.1	0.1	3.9	4.1	2.6	2.7

mediapo_radio

Label: Hear radio speeches/discussn about Pres campaign
 Position: Post election survey, section-item no. 121-9
 Description: Post media exposure and attention
 Question: Did you listen to any speeches or discussions about the campaign for President on the radio?
 Source: Respondent

Unweighted Frequencies

	F2F	Web	Total
1. Yes	636	1440	2076
2. No	1296	2141	3437
-6. Not asked, unit nonresponse (no Post-election interview)	121	130	251
-7. Deleted due to partial (Post-election) interview	3	149	152

Weighted Percentages

	F2F		Web		Total	
	Raw	Weights	Raw	Weights	Raw	Weights
1. Yes	30.9	31.4	37.3	35.2	35.1	33.9
2. No	63.0	62.9	55.5	57.3	58.1	59.2
-6. Not asked, unit nonresponse (no Post-election interview)	5.9	5.6	3.4	3.5	4.2	4.2
-7. Deleted due to partial (Post-election) interview	0.1	0.1	3.9	4.1	2.6	2.7

mediapo_radioamt

Label: How many radio speech/discussn abt Pres campaign
 Position: Post election survey, section-item no. 121-10
 Description: Post media exposure and attention
 Question: Would you say you listened to A GOOD MANY, SEVERAL, or JUST ONE OR TWO?
 Universe: IF HEARD ABOUT THE CAMPAIGN FOR PRESIDENT ON RADIO:
 Logic: Ask if MEDIAPO RADSTD=1, else skip
 Source: Respondent

Unweighted Frequencies

	F2F	Web	Total
1. A good many	167	392	559
2. Several	212	576	788
3. Just one or two	256	472	728
-1. Inapplicable	1296	2141	3437
-6. Not asked, unit nonresponse (no Post-election interview)	121	130	251
-7. Deleted due to partial (Post-election) interview	3	149	152
-8. Don't know	1	0	1

Weighted Percentages

	F2F		Web		Total	
	Raw	Weights	Raw	Weights	Raw	Weights
1. A good many	8.1	8.9	10.2	9.0	9.4	8.9
2. Several	10.3	10.8	14.9	13.9	13.3	12.8
3. Just one or two	12.5	11.6	12.2	12.3	12.3	12.1
-1. Inapplicable	63.0	62.9	55.5	57.3	58.1	59.2
-6. Not asked, unit nonresponse (no Post-election interview)	5.9	5.6	3.4	3.5	4.2	4.2
-7. Deleted due to partial (Post-election) interview	0.1	0.1	3.9	4.1	2.6	2.7

mediapo_nwsprev

Label: Read about Presidential campaign in newspaper
 Position: Post election survey, section-item no. 121-28
 Description: Post media exposure and attention
 Question: Did you read about the campaign for President in any newspaper?
 Source: Respondent

Unweighted Frequencies

	F2F	Web	Total
1. Yes	784	1982	2766
2. No	1148	1599	2747
-6. Not asked, unit nonresponse (no Post-election interview)	121	130	251
-7. Deleted due to partial (Post-election) interview	3	149	152

Weighted Percentages

	F2F		Web		Total	
	Raw	Weights	Raw	Weights	Raw	Weights
1. Yes	38.1	43.0	51.3	46.8	46.8	45.5
2. No	55.8	51.2	41.4	45.6	46.4	47.6
-6. Not asked, unit nonresponse (no Post-election interview)	5.9	5.6	3.4	3.5	4.2	4.2
-7. Deleted due to partial (Post-election) interview	0.1	0.1	3.9	4.1	2.6	2.7

mediapo_nwsprevamt

Label: How many stories abt Pres campaign in newspaper
 Position: Post election survey, section-item no. 121-29
 Description: Post media exposure and attention
 Question: Would you say you read A GOOD MANY stories, SEVERAL, or JUST ONE OR TWO?
 Universe: IF READ ABOUT THE CAMPAIGN IN NEWSPAPERS:
 Logic: Ask if MEDIAPO NWSPREV=1, else skip.
 Source: Respondent

Unweighted Frequencies

	F2F	Web	Total
1. A good many	202	572	774
2. Several	302	858	1160
3. Just one or two	280	552	832
-1. Inapplicable	1148	1599	2747
-6. Not asked, unit nonresponse (no Post-election interview)	121	130	251
-7. Deleted due to partial (Post-election) interview	3	149	152

Weighted Percentages

	F2F		Web		Total	
	Raw	Weights	Raw	Weights	Raw	Weights
1. A good many	9.8	12.8	14.8	12.6	13.1	12.7
2. Several	14.7	16.1	22.2	19.7	19.6	18.4
3. Just one or two	13.6	14.2	14.3	14.5	14.1	14.4
-1. Inapplicable	55.8	51.2	41.4	45.6	46.4	47.6
-6. Not asked, unit nonresponse (no Post-election interview)	5.9	5.6	3.4	3.5	4.2	4.2
-7. Deleted due to partial (Post-election) interview	0.1	0.1	3.9	4.1	2.6	2.7

mediapo_net

Label: View/hear internet information abt Pres campaign
 Position: Post election survey, section-item no. 121-31
 Description: Post media exposure and attention
 Question: Did you read, watch, or listen to any information about the campaign for President on the Internet?
 Source: Respondent

Unweighted Frequencies

	F2F	Web	Total
1. Yes	956	2135	3091
2. No	975	1445	2420
-6. Not asked, unit nonresponse (no Post-election interview)	121	130	251
-7. Deleted due to partial (Post-election) interview	3	149	152
-8. Don't know	1	0	1
-9. Refused	0	1	1

Weighted Percentages

	F2F		Web		Total	
	Raw	Weights	Raw	Weights	Raw	Weights
1. Yes	46.5	48.5	55.3	52.7	52.2	51.3
2. No	47.4	45.7	37.4	39.7	40.9	41.8
-6. Not asked, unit nonresponse (no Post-election interview)	5.9	5.6	3.4	3.5	4.2	4.2
-7. Deleted due to partial (Post-election) interview	0.1	0.1	3.9	4.1	2.6	2.7
-8. Don't know	0.0	0.1	0.0	0.0	0.0	0.0
-9. Refused	0.0	0.0	0.0	0.1	0.0	0.0

mediapo_netamt

Label: How often internet info about Pres campaign
Position: Post election survey, section-item no. 121-32
Description: Post media exposure and attention
Question: Would you say you read, watched, or listened to information on the Internet about the campaign for President A GOOD MANY times, SEVERAL, or JUST ONE OR TWO?
Universe: IF VIEWED OR HEARD OR READ ABOUT THE CAMPAIGN FOR PRESIDENT ON THE INTERNET:
Logic: Ask if MEDIAPO INETREV=1, else skip.
Source: Respondent

Unweighted Frequencies

	F2F	Web	Total
1. A good many	275	718	993
2. Several	388	906	1294
3. Just one or two	290	510	800
-1. Inapplicable	976	1446	2422
-6. Not asked, unit nonresponse (no Post-election interview)	121	130	251
-7. Deleted due to partial (Post-election) interview	3	149	152
-8. Don't know	2	0	2
-9. Refused	1	1	2

Weighted Percentages

	F2F		Web		Total	
	Raw	Weights	Raw	Weights	Raw	Weights
1. A good many	13.4	15.1	18.6	16.2	16.8	15.8
2. Several	18.9	20.7	23.5	22.2	21.9	21.7
3. Just one or two	14.1	12.7	13.2	14.3	13.5	13.7
-1. Inapplicable	47.5	45.8	37.5	39.7	40.9	41.8
-6. Not asked, unit nonresponse (no Post-election interview)	5.9	5.6	3.4	3.5	4.2	4.2
-7. Deleted due to partial (Post-election) interview	0.1	0.1	3.9	4.1	2.6	2.7
-8. Don't know	0.1	0.0	0.0	0.0	0.0	0.0
-9. Refused	0.0	0.0	0.0	0.1	0.0	0.0

mediapo_site

Label: Did R visit website of candidate
 Position: Post election survey, section-item no. 121-35
 Description: Post media exposure and attention
 Question: Did you visit any Presidential candidates' websites, or did you never do that?
 Universe: IF VIEWED OR HEARD OR READ ABOUT THE CAMPAIGN FOR PRESIDENT ON THE INTERNET:
 Logic: Ask if MEDIAPO_INETREV=1, else skip.
 Source: Respondent

Unweighted Frequencies

	F2F	Web	Total
1. Visited web site(s)	193	483	676
2. Did not visit	763	3097	3860
-1. Inapplicable	976	0	976
-6. Not asked, unit nonresponse (no Post-election interview)	121	130	251
-7. Deleted due to partial (Post-election) interview	3	149	152
-9. Refused	0	1	1

Weighted Percentages

	F2F		Web		Total	
	Raw	Weights	Raw	Weights	Raw	Weights
1. Visited web site(s)	9.4	9.5	12.5	12.1	11.4	11.2
2. Did not visit	37.1	38.9	80.2	80.3	65.2	65.9
-1. Inapplicable	47.5	45.8	0.0	0.0	16.5	15.9
-6. Not asked, unit nonresponse (no Post-election interview)	5.9	5.6	3.4	3.5	4.2	4.2
-7. Deleted due to partial (Post-election) interview	0.1	0.1	3.9	4.1	2.6	2.7

mediapo_siteamt

Label: How often visited website of candidate or party
 Position: Post election survey, section-item no. 121-37
 Description: Post media exposure and attention
 Question: Would you say you visited a candidate website A GOOD MANY times, SEVERAL, or JUST ONE OR TWO?
 Universe: IF VIEWED OR HEARD OR READ ABOUT THE CAMPAIGN FOR PRESIDENT ON THE INTERNET: IF R VISITED A PRESIDENTIAL CANDIDATE WEBSITE:
 Logic: Ask if MEDIAPO WSITE=1, else skip.
 Source: Respondent

Unweighted Frequencies

	F2F	Web	Total
1. A good many	23	56	79
2. Several	64	168	232
3. Just one or two	106	259	365
-1. Inapplicable	1739	3098	4837
-6. Not asked, unit nonresponse (no Post-election interview)	121	130	251
-7. Deleted due to partial (Post-election) interview	3	149	152

Weighted Percentages

	F2F		Web		Total	
	Raw	Weights	Raw	Weights	Raw	Weights
1. A good many	1.1	0.8	1.5	1.5	1.3	1.3
2. Several	3.1	3.0	4.4	4.5	3.9	4.0
3. Just one or two	5.2	5.7	6.7	6.1	6.2	5.9
-1. Inapplicable	84.6	84.8	80.3	80.3	81.8	81.9
-6. Not asked, unit nonresponse (no Post-election interview)	5.9	5.6	3.4	3.5	4.2	4.2
-7. Deleted due to partial (Post-election) interview	0.1	0.1	3.9	4.1	2.6	2.7

mobilpo_party

Label: Did party contact R about 2012 campaign
 Position: Post election survey, section-item no. 122-1
 Description: Mobilization and engagement in the political process
 Question: As you know, the political parties try to talk to as many people as they can to get them to vote for their candidate. Did anyone from one of the POLITICAL PARTIES call you up or come around and talk to you about the campaign this year?
 Source: Respondent

Unweighted Frequencies

	F2F	Web	Total
1. Yes	624	1813	2437
2. No	1306	1768	3074
-6. Not asked, unit nonresponse (no Post-election interview)	121	130	251
-7. Deleted due to partial (Post-election) interview	3	149	152
-8. Don't know	2	0	2

Weighted Percentages

	F2F		Web		Total	
	Raw	Weights	Raw	Weights	Raw	Weights
1. Yes	30.4	36.6	47.0	40.7	41.2	39.3
2. No	63.5	57.5	45.8	51.8	52.0	53.8
-6. Not asked, unit nonresponse (no Post-election interview)	5.9	5.6	3.4	3.5	4.2	4.2
-7. Deleted due to partial (Post-election) interview	0.1	0.1	3.9	4.1	2.6	2.7
-8. Don't know	0.1	0.2	0.0	0.0	0.0	0.1

mobilpo_wparty

Label: Which party contacted R about 2012 campaign
Position: Post election survey, section-item no. 122-2
Description: Mobilization and engagement in the political process
Question: Which party was that?
Universe: IF SOMEONE FROM POLITICAL PARTY CONTACTED R ABOUT CAMPAIGN:
Logic: Ask if MOBILPO PTYMOB=1, else skip.
Web Logic: Online, include option 3 but omit VOL text. In option 5, include a small text box in place of 'SPECIFY'.
Source: Respondent

Unweighted Frequencies

	F2F	Web	Total
1. Democrats	215	500	715
2. Republicans	152	447	599
3. Both (VOL)	211	853	1064
5. Other (SPECIFY)	3	13	16
-1. Inapplicable	1308	1768	3076
-6. Not asked, unit nonresponse (no Post-election interview)	121	130	251
-7. Deleted due to partial (Post-election) interview	3	149	152
-8. Don't know	42	0	42
-9. Refused	1	0	1

Weighted Percentages

	F2F		Web		Total	
	Raw	Weights	Raw	Weights	Raw	Weights
1. Democrats	10.5	9.7	13.0	11.6	12.1	10.9
2. Republicans	7.4	11.0	11.6	10.5	10.1	10.7
3. Both (VOL)	10.3	13.8	22.1	18.3	18.0	16.7
5. Other (SPECIFY)	0.1	0.1	0.3	0.3	0.3	0.2
-1. Inapplicable	63.6	57.7	45.8	51.8	52.0	53.8
-6. Not asked, unit nonresponse (no Post-election interview)	5.9	5.6	3.4	3.5	4.2	4.2
-7. Deleted due to partial (Post-election) interview	0.1	0.1	3.9	4.1	2.6	2.7
-8. Don't know	2.0	2.1	0.0	0.0	0.7	0.7

mobilpo_wparty_othtxt

Label: POST: Other specify- Did party contact R about 2012 campaign

19 unique outcomes. 10 most frequently appearing outcomes:

Unweighted Frequencies

	<u>Count</u>
<NULL>	5898
Both and Another Party I didn't recognize	1
dem, rep, green, liberatarian	1
Democrat and Republican	1
didnt identify	1
Don't know, hung up on them.	1
Gary johnson	1
I'm not sure about a few callers.	1
I don't remember	1
independant	<u>1</u>

mobilpo_contactoth

Label: Did anyone other than parties contact R about candd
 Position: Post election survey, section-item no. 122-3
 Description: Mobilization and engagement in the political process
 Question: Other than someone from the two major parties, did anyone (else) call you up or come around and talk to you about supporting specific candidates in this last election?
 Source: Respondent

Unweighted Frequencies

	F2F	Web	Total
1. Yes	275	803	1078
2. No	1650	2777	4427
-6. Not asked, unit nonresponse (no Post-election interview)	121	130	251
-7. Deleted due to partial (Post-election) interview	3	149	152
-8. Don't know	7	0	7
-9. Refused	0	1	1

Weighted Percentages

	F2F		Web		Total	
	Raw	Weights	Raw	Weights	Raw	Weights
1. Yes	13.4	15.1	20.8	19.2	18.2	17.8
2. No	80.3	78.7	71.9	73.3	74.8	75.2
-6. Not asked, unit nonresponse (no Post-election interview)	5.9	5.6	3.4	3.5	4.2	4.2
-7. Deleted due to partial (Post-election) interview	0.1	0.1	3.9	4.1	2.6	2.7
-8. Don't know	0.3	0.4	0.0	0.0	0.1	0.1

mobilpo_latino

Label: LATINO Rs: Was contact by Latino person(s)
Position: Post election survey, section-item no. 122-4
Description: Mobilization and engagement in the political process
Question: Were the people who contacted you Latinos, non-Latinos, or both?
Universe: IF R INDICATED HISPANIC IN PRE: IF SOMEONE OTHER THAN PARTIES CONTACTED R ABOUT SUPPORTING CANDIDATE(S) :
Logic: Ask if DEM HISP=1 and MOBILPO OTHMOB=1, else skip.
Source: Respondent

Unweighted Frequencies

	F2F	Web	Total
1. Latinos	15	13	28
2. Non-Latinos	14	24	38
3. Both	10	44	54
4. Don't remember	5	16	21
-1. Inapplicable	1887	3484	5371
-6. Not asked, unit nonresponse (no Post-election interview)	121	130	251
-7. Deleted due to partial (Post-election) interview	3	149	152
-9. Refused	1	0	1

Weighted Percentages

	F2F		Web		Total	
	Raw	Weights	Raw	Weights	Raw	Weights
1. Latinos	0.7	0.4	0.3	0.3	0.5	0.3
2. Non-Latinos	0.7	0.2	0.6	0.5	0.6	0.4
3. Both	0.5	0.3	1.1	0.5	0.9	0.4
4. Don't remember	0.2	0.0	0.4	0.4	0.4	0.3
-1. Inapplicable	91.8	93.4	90.3	90.7	90.8	91.6
-6. Not asked, unit nonresponse (no Post-election interview)	5.9	5.6	3.4	3.5	4.2	4.2
-7. Deleted due to partial (Post-election) interview	0.1	0.1	3.9	4.1	2.6	2.7

mobilpo_lang

Label: LATINO Rs: Was contact in Spanish or English
Position: Post election survey, section-item no. 122-5
Description: Mobilization and engagement in the political process
Question: When you were contacted, was it mostly in Spanish, mostly in English, or in both?
Universe: IF R INDICATED HISPANIC IN PRE: IF SOMEONE OTHER THAN PARTIES CONTACTED R ABOUT SUPPORTING CANDIDATE(S) :
Logic: Ask if DEM HISP=1 and MOBILPO OTHMOB=1, else skip.
Source: Respondent

Unweighted Frequencies

	F2F	Web	Total
1. Mostly in Spanish	0	8	8
2. Mostly in English	33	60	93
3. Both	12	27	39
4. Don't remember	0	2	2
-1. Inapplicable	1887	3484	5371
-6. Not asked, unit nonresponse (no Post-election interview)	121	130	251
-7. Deleted due to partial (Post-election) interview	3	149	152

Weighted Percentages

	F2F		Web		Total	
	Raw	Weights	Raw	Weights	Raw	Weights
1. Mostly in Spanish	0.0	0.0	0.2	0.2	0.1	0.1
2. Mostly in English	1.6	0.6	1.6	1.1	1.6	0.9
3. Both	0.6	0.3	0.7	0.4	0.7	0.4
4. Don't remember	0.0	0.0	0.1	0.0	0.0	0.0
-1. Inapplicable	91.8	93.4	90.3	90.7	90.8	91.6
-6. Not asked, unit nonresponse (no Post-election interview)	5.9	5.6	3.4	3.5	4.2	4.2
-7. Deleted due to partial (Post-election) interview	0.1	0.1	3.9	4.1	2.6	2.7

mobilpo_reg

Label: Anyone talk to R abt registering or getting out to vote
 Position: Post election survey, section-item no. 122-6
 Description: Mobilization and engagement in the political process
 Question: During the campaign this year, did anyone talk to you about registering to vote or getting out to vote?
 Source: Respondent

Unweighted Frequencies

	F2F	Web	Total
1. Yes, someone did	901	1779	2680
2. No, no one did	1028	1801	2829
-6. Not asked, unit nonresponse (no Post-election interview)	121	130	251
-7. Deleted due to partial (Post-election) interview	3	149	152
-8. Don't know	3	0	3
-9. Refused	0	1	1

Weighted Percentages

	F2F		Web		Total	
	Raw	Weights	Raw	Weights	Raw	Weights
1. Yes, someone did	43.8	40.4	46.1	43.5	45.3	42.4
2. No, no one did	50.0	53.7	46.7	49.0	47.8	50.6
-6. Not asked, unit nonresponse (no Post-election interview)	5.9	5.6	3.4	3.5	4.2	4.2
-7. Deleted due to partial (Post-election) interview	0.1	0.1	3.9	4.1	2.6	2.7
-8. Don't know	0.1	0.2	0.0	0.0	0.1	0.1

mobilpo_rmob

Label: R talk to anyone about voting for or against cand or pty
 Position: Post election survey, section-item no. 122-7
 Description: Mobilization and engagement in the political process
 Question: We would like to find out about some of the things people do to help a party or a candidate win an election. During the campaign, did you talk to any people and try to show them why they should vote for or against one of the parties or candidates?
 Source: Respondent

Unweighted Frequencies

	F2F	Web	Total
1. Yes	735	1559	2294
2. No	1196	2020	3216
-6. Not asked, unit nonresponse (no Post-election interview)	121	130	251
-7. Deleted due to partial (Post-election) interview	3	149	152
-8. Don't know	1	0	1
-9. Refused	0	2	2

Weighted Percentages

	F2F		Web		Total	
	Raw	Weights	Raw	Weights	Raw	Weights
1. Yes	35.7	37.7	40.4	36.7	38.8	37.1
2. No	58.2	56.3	52.3	55.6	54.4	55.9
-6. Not asked, unit nonresponse (no Post-election interview)	5.9	5.6	3.4	3.5	4.2	4.2
-7. Deleted due to partial (Post-election) interview	0.1	0.1	3.9	4.1	2.6	2.7
-8. Don't know	0.0	0.2	0.0	0.0	0.0	0.1
-9. Refused	0.0	0.0	0.1	0.1	0.0	0.1

mobilpo_rally

Label: R go to any political meetings, rallies, speeches
 Position: Post election survey, section-item no. 122-8
 Description: Mobilization and engagement in the political process
 Question: Did you go to any political meetings, rallies, speeches, dinners, or things like that in support of a particular candidate?
 Source: Respondent

Unweighted Frequencies

	F2F	Web	Total
1. Yes	101	246	347
2. No	1830	3334	5164
-6. Not asked, unit nonresponse (no Post-election interview)	121	130	251
-7. Deleted due to partial (Post-election) interview	3	149	152
-8. Don't know	1	0	1
-9. Refused	0	1	1

Weighted Percentages

	F2F		Web		Total	
	Raw	Weights	Raw	Weights	Raw	Weights
1. Yes	4.9	5.3	6.4	5.3	5.9	5.3
2. No	89.0	89.0	86.4	87.2	87.3	87.8
-6. Not asked, unit nonresponse (no Post-election interview)	5.9	5.6	3.4	3.5	4.2	4.2
-7. Deleted due to partial (Post-election) interview	0.1	0.1	3.9	4.1	2.6	2.7

mobilpo_sign

Label: R wear campaign button or post sign or bumper sticker
 Position: Post election survey, section-item no. 122-9
 Description: Mobilization and engagement in the political process
 Question: Did you wear a campaign button, put a campaign sticker on your car, or place a sign in your window or in front of your house?
 Source: Respondent

Unweighted Frequencies

	F2F	Web	Total
1. Yes	277	611	888
2. No	1655	2968	4623
-6. Not asked, unit nonresponse (no Post-election interview)	121	130	251
-7. Deleted due to partial (Post-election) interview	3	149	152
-9. Refused	0	2	2

Weighted Percentages

	F2F		Web		Total	
	Raw	Weights	Raw	Weights	Raw	Weights
1. Yes	13.5	12.3	15.8	14.6	15.0	13.8
2. No	80.5	82.0	76.9	77.8	78.1	79.3
-6. Not asked, unit nonresponse (no Post-election interview)	5.9	5.6	3.4	3.5	4.2	4.2
-7. Deleted due to partial (Post-election) interview	0.1	0.1	3.9	4.1	2.6	2.7
-9. Refused	0.0	0.0	0.1	0.1	0.0	0.0

mobilpo_otherwork

Label: R do any (other) work for party or candidate
 Position: Post election survey, section-item no. 122-10
 Description: Mobilization and engagement in the political process
 Question: Did you do any (other) work for one of the parties or candidates?
 Source: Respondent

Unweighted Frequencies

	F2F	Web	Total
1. Yes	70	163	233
2. No	1862	3416	5278
-6. Not asked, unit nonresponse (no Post-election interview)	121	130	251
-7. Deleted due to partial (Post-election) interview	3	149	152
-9. Refused	0	2	2

Weighted Percentages

	F2F		Web		Total	
	Raw	Weights	Raw	Weights	Raw	Weights
1. Yes	3.4	2.9	4.2	3.4	3.9	3.2
2. No	90.6	91.4	88.5	89.0	89.2	89.8
-6. Not asked, unit nonresponse (no Post-election interview)	5.9	5.6	3.4	3.5	4.2	4.2
-7. Deleted due to partial (Post-election) interview	0.1	0.1	3.9	4.1	2.6	2.7
-9. Refused	0.0	0.0	0.1	0.1	0.0	0.1

mobilpo_ctbcand

Label: R contribute money to specific candidate campaign
 Position: Post election survey, section-item no. 122-11
 Description: Mobilization and engagement in the political process
 Question: During an election year people are often asked to make a contribution to support campaigns. Did you give money to an INDIVIDUAL CANDIDATE running for public office?
 Source: Respondent

Unweighted Frequencies

	F2F	Web	Total
1. Yes	169	524	693
2. No	1761	3055	4816
-6. Not asked, unit nonresponse (no Post-election interview)	121	130	251
-7. Deleted due to partial (Post-election) interview	3	149	152
-8. Don't know	1	0	1
-9. Refused	1	2	3

Weighted Percentages

	F2F		Web		Total	
	Raw	Weights	Raw	Weights	Raw	Weights
1. Yes	8.2	9.1	13.6	10.9	11.7	10.3
2. No	85.7	85.1	79.1	81.5	81.4	82.8
-6. Not asked, unit nonresponse (no Post-election interview)	5.9	5.6	3.4	3.5	4.2	4.2
-7. Deleted due to partial (Post-election) interview	0.1	0.1	3.9	4.1	2.6	2.7
-9. Refused	0.0	0.0	0.1	0.1	0.1	0.0

mobilpo_ctbcndpty

Label: Party of candidate for whom R contributed money
Position: Post election survey, section-item no. 122-12
Description: Mobilization and engagement in the political process
Question: Which party did that candidate belong to?
Universe: IF R CONTRIBUTED MONEY TO INDIVIDUAL CANDIDATE:
Logic: Ask if MOBILPO CTBCAND=1, else skip
Web Logic: Online, in option 5, include a small text box in place of 'SPECIFY'.
Include option 3 but omit 'VOL' text.
Source: Respondent

Unweighted Frequencies

	F2F	Web	Total
1. Democratic	104	325	429
2. Republican	53	178	231
3. Both Democratic and Republican (VOL)	6	10	16
5. Other (SPECIFY)	6	11	17
-1. Inapplicable	1763	3057	4820
-6. Not asked, unit nonresponse (no Post-election interview)	121	130	251
-7. Deleted due to partial (Post-election) interview	3	149	152

Weighted Percentages

	F2F		Web		Total	
	Raw	Weights	Raw	Weights	Raw	Weights
1. Democratic	5.1	4.4	8.4	6.1	7.3	5.5
2. Republican	2.6	3.8	4.6	4.2	3.9	4.0
3. Both Democratic and Republican (VOL)	0.3	0.4	0.3	0.3	0.3	0.3
5. Other (SPECIFY)	0.3	0.5	0.3	0.3	0.3	0.4
-1. Inapplicable	85.7	85.1	79.2	81.6	81.5	82.8
-6. Not asked, unit nonresponse (no Post-election interview)	5.9	5.6	3.4	3.5	4.2	4.2
-7. Deleted due to partial (Post-election) interview	0.1	0.1	3.9	4.1	2.6	2.7

mobilpo_ctbcndpty_oth

Label: POST: RESTRICTED: Other specify - party of candidate for whom
R contributed mone

3 unique outcomes.

Unweighted Frequencies

	<u>Count</u>
-3. Restricted access	5513
-6. Not asked, unit nonresponse (no Post-election interview)	251
-7. Deleted due to partial (Post-election) interview	<u>152</u>

mobilpo_ctbpty

Label: R contribute money to political party
 Position: Post election survey, section-item no. 122-13
 Description: Mobilization and engagement in the political process
 Question: Did you give money to a POLITICAL PARTY during this election year?
 Source: Respondent

Unweighted Frequencies

	F2F	Web	Total
1. Yes	118	395	513
2. No	1813	3185	4998
-6. Not asked, unit nonresponse (no Post-election interview)	121	130	251
-7. Deleted due to partial (Post-election) interview	3	149	152
-9. Refused	1	1	2

Weighted Percentages

	F2F		Web		Total	
	Raw	Weights	Raw	Weights	Raw	Weights
1. Yes	5.7	5.4	10.2	7.9	8.7	7.0
2. No	88.2	88.9	82.5	84.5	84.5	86.0
-6. Not asked, unit nonresponse (no Post-election interview)	5.9	5.6	3.4	3.5	4.2	4.2
-7. Deleted due to partial (Post-election) interview	0.1	0.1	3.9	4.1	2.6	2.7
-9. Refused	0.0	0.0	0.0	0.1	0.0	0.0

mobilpo_ctbwhpty

Label: Party to which R contributed
 Position: Post election survey, section-item no. 122-14
 Description: Mobilization and engagement in the political process
 Question: To which party did you give money?
 Universe: IF R CONTRIBUTED MONEY TO POLITICAL PARTY:
 Logic: Ask if MOBILPO CTBPTY
 Web Logic: Online, in option 5, include a small text box in place of 'SPECIFY'.
 Include option 3 but omit 'VOL' text.
 Source: Respondent

Unweighted Frequencies

	F2F	Web	Total
-3. Restricted access	1932	3581	5513
-6. Not asked, unit nonresponse (no Post-election interview)	121	130	251
-7. Deleted due to partial (Post-election) interview	3	149	152

Weighted Percentages

	F2F		Web		Total	
	Raw	Weights	Raw	Weights	Raw	Weights
-3. Restricted access	94.0	94.3	92.8	92.4	93.2	93.1
-6. Not asked, unit nonresponse (no Post-election interview)	5.9	5.6	3.4	3.5	4.2	4.2
-7. Deleted due to partial (Post-election) interview	0.1	0.1	3.9	4.1	2.6	2.7

mobilpo_ctbwhpty_oth

Label: POST: RESTRICTED: Other specify -party to which R contributed

3 unique outcomes.

Unweighted Frequencies

	<u>Count</u>
-3. Restricted access	5513
-6. Not asked, unit nonresponse (no Post-election interview)	251
-7. Deleted due to partial (Post-election) interview	<u>152</u>

mobilpo_ctboth

Label: R contribute to any other group for/against a cand
 Position: Post election survey, section-item no. 122-15
 Description: Mobilization and engagement in the political process
 Question: Did you give any money to ANY OTHER GROUP that supported or opposed candidates?
 Source: Respondent

Unweighted Frequencies

	F2F	Web	Total
1. Yes	48	180	228
2. No	1881	3399	5280
-6. Not asked, unit nonresponse (no Post-election interview)	121	130	251
-7. Deleted due to partial (Post-election) interview	3	149	152
-8. Don't know	2	0	2
-9. Refused	1	2	3

Weighted Percentages

	F2F		Web		Total	
	Raw	Weights	Raw	Weights	Raw	Weights
1. Yes	2.3	3.0	4.7	4.2	3.9	3.8
2. No	91.5	91.2	88.1	88.2	89.2	89.2
-6. Not asked, unit nonresponse (no Post-election interview)	5.9	5.6	3.4	3.5	4.2	4.2
-7. Deleted due to partial (Post-election) interview	0.1	0.1	3.9	4.1	2.6	2.7
-8. Don't know	0.1	0.0	0.0	0.0	0.0	0.0
-9. Refused	0.0	0.0	0.1	0.1	0.1	0.0

dhsinvolv_march

Label: DHS: Has R in past 4 years: joined a protest march
 Position: Post election survey, section-item no. 122.5-1
 Description: DHS-based civic engagement
 Question: During the past 4 years, have you joined in a protest march, rally, or demonstration, or have you not done this in the past 4 years?
 Source: Respondent

Unweighted Frequencies

	F2F	Web	Total
1. Have done this in past 4 years	126	222	348
2. Have not done this in the past 4 years	1803	3357	5160
-6. Not asked, unit nonresponse (no Post-election interview)	121	130	251
-7. Deleted due to partial (Post-election) interview	3	149	152
-8. Don't know	2	0	2
-9. Refused	1	2	3

Weighted Percentages

	F2F		Web		Total	
	Raw	Weights	Raw	Weights	Raw	Weights
1. Have done this in past 4 years	6.1	5.7	5.8	4.9	5.9	5.2
2. Have not done this in the past 4 years	87.7	88.3	87.0	87.4	87.2	87.7
-6. Not asked, unit nonresponse (no Post-election interview)	5.9	5.6	3.4	3.5	4.2	4.2
-7. Deleted due to partial (Post-election) interview	0.1	0.1	3.9	4.1	2.6	2.7
-8. Don't know	0.1	0.2	0.0	0.0	0.0	0.1
-9. Refused	0.0	0.0	0.1	0.1	0.1	0.1

dhsinvolv_board

Label: DHS: Has R in past 4 years: attended city/school brd
 Position: Post election survey, section-item no. 122.5-2
 Description: DHS-based civic engagement
 Question: During the past 4 years, have you attended a meeting of a town or city government or school board, or have you not done this in the past 4 years?
 Source: Respondent

Unweighted Frequencies

	F2F	Web	Total
1. Have done this in past 4 years	388	698	1086
2. Have not done this in the past 4 years	1542	2881	4423
-6. Not asked, unit nonresponse (no Post-election interview)	121	130	251
-7. Deleted due to partial (Post-election) interview	3	149	152
-8. Don't know	1	0	1
-9. Refused	1	2	3

Weighted Percentages

	F2F		Web		Total	
	Raw	Weights	Raw	Weights	Raw	Weights
1. Have done this in past 4 years	18.9	18.9	18.1	16.1	18.4	17.1
2. Have not done this in the past 4 years	75.0	75.2	74.6	76.3	74.8	75.9
-6. Not asked, unit nonresponse (no Post-election interview)	5.9	5.6	3.4	3.5	4.2	4.2
-7. Deleted due to partial (Post-election) interview	0.1	0.1	3.9	4.1	2.6	2.7
-8. Don't know	0.0	0.1	0.0	0.0	0.0	0.0
-9. Refused	0.0	0.0	0.1	0.1	0.1	0.1

dhsinvolv_netpetition

Label: DHS: Has R in past 4 years: sign internet petition
 Position: Post election survey, section-item no. 122.5-3
 Description: DHS-based civic engagement
 Question: During the past 4 years, have you signed a petition on the Internet about a political or social issue, or have you not done this in the past 4 years?
 Web Logic: Online, set 'on the Internet' in boldface.
 Source: Respondent

Unweighted Frequencies

	F2F	Web	Total
1. Have done this in past 4 years	330	1044	1374
2. Have not done this in the past 4 years	1593	2535	4128
-6. Not asked, unit nonresponse (no Post-election interview)	121	130	251
-7. Deleted due to partial (Post-election) interview	3	149	152
-8. Don't know	8	0	8
-9. Refused	1	2	3

Weighted Percentages

	F2F		Web		Total	
	Raw	Weights	Raw	Weights	Raw	Weights
1. Have done this in past 4 years	16.1	18.2	27.0	24.6	23.2	22.3
2. Have not done this in the past 4 years	77.5	75.6	65.7	67.8	69.8	70.5
-6. Not asked, unit nonresponse (no Post-election interview)	5.9	5.6	3.4	3.5	4.2	4.2
-7. Deleted due to partial (Post-election) interview	0.1	0.1	3.9	4.1	2.6	2.7
-8. Don't know	0.4	0.5	0.0	0.0	0.1	0.2
-9. Refused	0.0	0.0	0.1	0.1	0.1	0.1

dhsinvolv_petition

Label: DHS: Has Rin past 4 years: signed paper petition online
 Position: Post election survey, section-item no. 122.5-4
 Description: DHS-based civic engagement
 Question: During the past 4 years, have you signed a petition on paper about a political or social issue, or have you not done this in the past 4 years?
 Web Logic: Online, set 'on paper' in boldface.
 Source: Respondent

Unweighted Frequencies

	F2F	Web	Total
1. Have done this in past 4 years	392	959	1351
2. Have not done this in the past 4 years	1531	2621	4152
-6. Not asked, unit nonresponse (no Post-election interview)	121	130	251
-7. Deleted due to partial (Post-election) interview	3	149	152
-8. Don't know	8	0	8
-9. Refused	1	1	2

Weighted Percentages

	F2F		Web		Total	
	Raw	Weights	Raw	Weights	Raw	Weights
1. Have done this in past 4 years	19.1	21.5	24.8	21.6	22.8	21.6
2. Have not done this in the past 4 years	74.5	72.1	67.9	70.8	70.2	71.2
-6. Not asked, unit nonresponse (no Post-election interview)	5.9	5.6	3.4	3.5	4.2	4.2
-7. Deleted due to partial (Post-election) interview	0.1	0.1	3.9	4.1	2.6	2.7
-8. Don't know	0.4	0.6	0.0	0.0	0.1	0.2
-9. Refused	0.0	0.0	0.0	0.1	0.0	0.0

dhsinvolv_relig

Label: DHS: Has R in past 4 years: given money to relig. org
 Position: Post election survey, section-item no. 122.5-5
 Description: DHS-based civic engagement
 Question: During the past 4 years, have you ever given money to a religious organization, or have you not done this in the past 4 years?
 Source: Respondent

Unweighted Frequencies

	F2F	Web	Total
1. Have done this in past 4 years	996	1802	2798
2. Have not done this in the past 4 years	930	1775	2705
-6. Not asked, unit nonresponse (no Post-election interview)	121	130	251
-7. Deleted due to partial (Post-election) interview	3	149	152
-8. Don't know	4	0	4
-9. Refused	2	4	6

Weighted Percentages

	F2F		Web		Total	
	Raw	Weights	Raw	Weights	Raw	Weights
1. Have done this in past 4 years	48.4	51.2	46.7	43.2	47.3	46.0
2. Have not done this in the past 4 years	45.2	42.9	46.0	49.1	45.7	46.9
-6. Not asked, unit nonresponse (no Post-election interview)	5.9	5.6	3.4	3.5	4.2	4.2
-7. Deleted due to partial (Post-election) interview	0.1	0.1	3.9	4.1	2.6	2.7
-8. Don't know	0.2	0.2	0.0	0.0	0.1	0.1
-9. Refused	0.1	0.0	0.1	0.2	0.1	0.1

dhsinvolv_org

Label: DHS: Has R in past 4 years: gave money to soc/pol org
 Position: Post election survey, section-item no. 122.5-6
 Description: DHS-based civic engagement
 Question: Not counting a religious organization, during the past 4 years, have you given money to any other organization concerned with a political or social issue, or have you not done this in the past 4 years?
 Source: Respondent

Unweighted Frequencies

	F2F	Web	Total
1. Have done this in past 4 years	432	952	1384
2. Have not done this in the past 4 years	1492	2627	4119
-6. Not asked, unit nonresponse (no Post-election interview)	121	130	251
-7. Deleted due to partial (Post-election) interview	3	149	152
-8. Don't know	6	0	6
-9. Refused	2	2	4

Weighted Percentages

	F2F		Web		Total	
	Raw	Weights	Raw	Weights	Raw	Weights
1. Have done this in past 4 years	21.0	26.4	24.7	20.8	23.4	22.8
2. Have not done this in the past 4 years	72.6	67.7	68.1	71.5	69.6	70.2
-6. Not asked, unit nonresponse (no Post-election interview)	5.9	5.6	3.4	3.5	4.2	4.2
-7. Deleted due to partial (Post-election) interview	0.1	0.1	3.9	4.1	2.6	2.7
-8. Don't know	0.3	0.1	0.0	0.0	0.1	0.0
-9. Refused	0.1	0.0	0.1	0.1	0.1	0.1

dhsinvolv_call

Label: DHS: Has R in past 4 yrs: called radio/TV about polit iss
 Position: Post election survey, section-item no. 122.5-7
 Description: DHS-based civic engagement
 Question: During the past 4 years, have you called a radio or TV show about a political issue, or have you not done this in the past 4 years?
 Source: Respondent

Unweighted Frequencies

	F2F	Web	Total
1. Have done this in past 4 years	68	113	181
2. Have not done this in the past 4 years	1862	3465	5327
-6. Not asked, unit nonresponse (no Post-election interview)	121	130	251
-7. Deleted due to partial (Post-election) interview	3	149	152
-8. Don't know	1	0	1
-9. Refused	1	3	4

Weighted Percentages

	F2F		Web		Total	
	Raw	Weights	Raw	Weights	Raw	Weights
1. Have done this in past 4 years	3.3	3.8	2.9	2.8	3.1	3.2
2. Have not done this in the past 4 years	90.6	90.4	89.8	89.5	90.0	89.8
-6. Not asked, unit nonresponse (no Post-election interview)	5.9	5.6	3.4	3.5	4.2	4.2
-7. Deleted due to partial (Post-election) interview	0.1	0.1	3.9	4.1	2.6	2.7
-8. Don't know	0.0	0.1	0.0	0.0	0.0	0.0
-9. Refused	0.0	0.0	0.1	0.1	0.1	0.1

dhsinvolv_message

Label: DHS: sent a message on Facebook/Twitter about polit iss
 Position: Post election survey, section-item no. 122.5-9
 Description: DHS-based civic engagement
 Question: During the past 4 years, have you ever sent a message on Facebook or Twitter about a political issue, or have you not done this in the past 4 years?
 Source: Respondent

Unweighted Frequencies

	F2F	Web	Total
1. Have done this in past 4 years	393	744	1137
2. Have not done this in the past 4 years	1536	2833	4369
-6. Not asked, unit nonresponse (no Post-election interview)	121	130	251
-7. Deleted due to partial (Post-election) interview	3	149	152
-8. Don't know	2	0	2
-9. Refused	1	4	5

Weighted Percentages

	F2F		Web		Total	
	Raw	Weights	Raw	Weights	Raw	Weights
1. Have done this in past 4 years	19.1	20.0	19.3	19.0	19.2	19.3
2. Have not done this in the past 4 years	74.7	74.0	73.4	73.3	73.9	73.6
-6. Not asked, unit nonresponse (no Post-election interview)	5.9	5.6	3.4	3.5	4.2	4.2
-7. Deleted due to partial (Post-election) interview	0.1	0.1	3.9	4.1	2.6	2.7
-8. Don't know	0.1	0.2	0.0	0.0	0.0	0.1
-9. Refused	0.0	0.0	0.1	0.1	0.1	0.1

dhsinvolv_letter

Label: DHS: written a letter to newspaper/mag about polit iss
 Position: Post election survey, section-item no. 122.5-10
 Description: DHS-based civic engagement
 Question: During the past 4 years, have you written a letter to a newspaper or magazine about a political issue, or have you not done this in the past 4 years?
 Source: Respondent

Unweighted Frequencies

	F2F	Web	Total
1. Have done this in past 4 years	66	182	248
2. Have not done this in the past 4 years	1865	3396	5261
-6. Not asked, unit nonresponse (no Post-election interview)	121	130	251
-7. Deleted due to partial (Post-election) interview	3	149	152
-9. Refused	1	3	4

Weighted Percentages

	F2F		Web		Total	
	Raw	Weights	Raw	Weights	Raw	Weights
1. Have done this in past 4 years	3.2	3.7	4.7	4.0	4.2	3.9
2. Have not done this in the past 4 years	90.7	90.5	88.0	88.3	88.9	89.1
-6. Not asked, unit nonresponse (no Post-election interview)	5.9	5.6	3.4	3.5	4.2	4.2
-7. Deleted due to partial (Post-election) interview	0.1	0.1	3.9	4.1	2.6	2.7
-9. Refused	0.0	0.0	0.1	0.1	0.1	0.1

dhsinvolv_contact1

Label: Contact Congressman or Senator
 Position: Post election survey, section-item no. 122.5-11
 Description: DHS-based civic engagement
 Question: During the past 4 years, have you contacted or tried to contact a member of the U.S. Senate or U.S. House of Representatives, or have you not done this in the past 4 years?
 Source: Respondent

Unweighted Frequencies

	F2F	Web	Total
1. Have done this in past 4 years	243	897	1140
2. Have not done this in the past 4 years	1686	2681	4367
-6. Not asked, unit nonresponse (no Post-election interview)	121	130	251
-7. Deleted due to partial (Post-election) interview	3	149	152
-8. Don't know	2	0	2
-9. Refused	1	3	4

Weighted Percentages

	F2F		Web		Total	
	Raw	Weights	Raw	Weights	Raw	Weights
1. Have done this in past 4 years	11.8	14.6	23.2	19.9	19.3	18.1
2. Have not done this in the past 4 years	82.0	79.5	69.5	72.4	73.8	74.9
-6. Not asked, unit nonresponse (no Post-election interview)	5.9	5.6	3.4	3.5	4.2	4.2
-7. Deleted due to partial (Post-election) interview	0.1	0.1	3.9	4.1	2.6	2.7
-8. Don't know	0.1	0.1	0.0	0.0	0.0	0.0
-9. Refused	0.0	0.0	0.1	0.1	0.1	0.1

dhsinvolv_contact2_1st

Label: POST: Who did R contact: U.S. Senator or Representative_1st mention

Unweighted Frequencies

	F2F	Web	Total
1. U.S. Senator from Respondent's state	167	0	167
2. U.S. Senator from another state	13	0	13
3. U.S. House Representative from Respondent's district	51	0	51
4. Another member of the U.S. House of Representatives	7	0	7
-1. Inapplicable	1689	3581	5270
-6. Not asked, unit nonresponse (no Post-election interview)	121	130	251
-7. Deleted due to partial (Post-election) interview	3	149	152
-8. Don't know	5	0	5

Weighted Percentages

	F2F		Web		Total	
	Raw	Weights	Raw	Weights	Raw	Weights
1. U.S. Senator from Respondent's state	8.1	9.9	0.0	0.0	2.8	3.4
2. U.S. Senator from another state	0.6	1.0	0.0	0.0	0.2	0.3
3. U.S. House Representative from Respondent's district	2.5	3.0	0.0	0.0	0.9	1.1
4. Another member of the U.S. House of Representatives	0.3	0.4	0.0	0.0	0.1	0.2
-1. Inapplicable	82.1	79.6	92.8	92.4	89.1	88.0
-6. Not asked, unit nonresponse (no Post-election interview)	5.9	5.6	3.4	3.5	4.2	4.2
-7. Deleted due to partial (Post-election) interview	0.1	0.1	3.9	4.1	2.6	2.7
-8. Don't know	0.2	0.3	0.0	0.0	0.1	0.1

dhsinvolv_contact2_2nd

Label: POST: Who did R contact: U.S. Senator or Representative_2nd
mention

Unweighted Frequencies

	F2F	Web	Total
2. U.S. Senator from another state	30	0	30
3. U.S. House Representative from Respondent's district	65	0	65
4. Another member of the U.S. House of Representatives	2	0	2
-1. Inapplicable	1835	3581	5416
-6. Not asked, unit nonresponse (no Post-election interview)	121	130	251
-7. Deleted due to partial (Post-election) interview	3	149	152

Weighted Percentages

	F2F		Web		Total	
	Raw	Weights	Raw	Weights	Raw	Weights
2. U.S. Senator from another state	1.5	2.0	0.0	0.0	0.5	0.7
3. U.S. House Representative from Respondent's district	3.2	3.8	0.0	0.0	1.1	1.3
4. Another member of the U.S. House of Representatives	0.1	0.1	0.0	0.0	0.0	0.0
-1. Inapplicable	89.3	88.4	92.8	92.4	91.5	91.0
-6. Not asked, unit nonresponse (no Post-election interview)	5.9	5.6	3.4	3.5	4.2	4.2
-7. Deleted due to partial (Post-election) interview	0.1	0.1	3.9	4.1	2.6	2.7

dhsinvolv_contact2_3rd

Label: POST: Who did R contact: U.S. Senator or Representative_3rd mention

Unweighted Frequencies

	F2F	Web	Total
3. U.S. House Representative from Respondent's district	28	0	28
4. Another member of the U.S. House of Representatives	2	0	2
-1. Inapplicable	1902	3581	5483
-6. Not asked, unit nonresponse (no Post-election interview)	121	130	251
-7. Deleted due to partial (Post-election) interview	3	149	152

Weighted Percentages

	F2F		Web		Total	
	Raw	Weights	Raw	Weights	Raw	Weights
3. U.S. House Representative from Respondent's district	1.4	1.9	0.0	0.0	0.5	0.7
4. Another member of the U.S. House of Representatives	0.1	0.2	0.0	0.0	0.0	0.1
-1. Inapplicable	92.5	92.2	92.8	92.4	92.7	92.4
-6. Not asked, unit nonresponse (no Post-election interview)	5.9	5.6	3.4	3.5	4.2	4.2
-7. Deleted due to partial (Post-election) interview	0.1	0.1	3.9	4.1	2.6	2.7

dhsinvolv_contact2_4th

Label: POST: Who did R contact: U.S. Senator or Representative_4th mention

Unweighted Frequencies

	F2F	Web	Total
4. Another member of the U.S. House of Representatives	26	0	26
-1. Inapplicable	1906	3581	5487
-6. Not asked, unit nonresponse (no Post-election interview)	121	130	251
-7. Deleted due to partial (Post-election) interview	3	149	152

Weighted Percentages

	F2F		Web		Total	
	Raw	Weights	Raw	Weights	Raw	Weights
4. Another member of the U.S. House of Representatives	1.3	1.8	0.0	0.0	0.4	0.6
-1. Inapplicable	92.7	92.5	92.8	92.4	92.7	92.5
-6. Not asked, unit nonresponse (no Post-election interview)	5.9	5.6	3.4	3.5	4.2	4.2
-7. Deleted due to partial (Post-election) interview	0.1	0.1	3.9	4.1	2.6	2.7

dhsinvolv_contact2_stsen

Label: POST: Who did R contact: was it U.S. Senator from R's state

Unweighted Frequencies

	F2F	Web	Total
0. Not selected by R	76	179	255
1. Selected by R	167	718	885
-1. Inapplicable	1689	2684	4373
-6. Not asked, unit nonresponse (no Post-election interview)	121	130	251
-7. Deleted due to partial (Post-election) interview	3	149	152

Weighted Percentages

	F2F		Web		Total	
	Raw	Weights	Raw	Weights	Raw	Weights
0. Not selected by R	3.7	4.7	4.6	4.1	4.3	4.3
1. Selected by R	8.1	9.9	18.6	15.9	15.0	13.8
-1. Inapplicable	82.1	79.6	69.5	72.5	73.9	75.0
-6. Not asked, unit nonresponse (no Post-election interview)	5.9	5.6	3.4	3.5	4.2	4.2
-7. Deleted due to partial (Post-election) interview	0.1	0.1	3.9	4.1	2.6	2.7

dhsinvolv_contact2_othsen

Label: POST: Who did R contact: was it U.S. Senator from another state

Unweighted Frequencies

	F2F	Web	Total
0. Not selected by R	200	805	1005
1. Selected by R	43	92	135
-1. Inapplicable	1689	2684	4373
-6. Not asked, unit nonresponse (no Post-election interview)	121	130	251
-7. Deleted due to partial (Post-election) interview	3	149	152

Weighted Percentages

	F2F		Web		Total	
	Raw	Weights	Raw	Weights	Raw	Weights
0. Not selected by R	9.7	11.7	20.9	17.9	17.0	15.7
1. Selected by R	2.1	3.0	2.4	2.1	2.3	2.4
-1. Inapplicable	82.1	79.6	69.5	72.5	73.9	75.0
-6. Not asked, unit nonresponse (no Post-election interview)	5.9	5.6	3.4	3.5	4.2	4.2
-7. Deleted due to partial (Post-election) interview	0.1	0.1	3.9	4.1	2.6	2.7

dhsinvolv_contact2_distrep

Label: POST: Who did R contact: was it R's district U.S. Representative

Unweighted Frequencies

	F2F	Web	Total
0. Not selected by R	99	255	354
1. Selected by R	144	642	786
-1. Inapplicable	1689	2684	4373
-6. Not asked, unit nonresponse (no Post-election interview)	121	130	251
-7. Deleted due to partial (Post-election) interview	3	149	152

Weighted Percentages

	F2F		Web		Total	
	Raw	Weights	Raw	Weights	Raw	Weights
0. Not selected by R	4.8	5.9	6.6	6.2	6.0	6.1
1. Selected by R	7.0	8.7	16.6	13.7	13.3	12.0
-1. Inapplicable	82.1	79.6	69.5	72.5	73.9	75.0
-6. Not asked, unit nonresponse (no Post-election interview)	5.9	5.6	3.4	3.5	4.2	4.2
-7. Deleted due to partial (Post-election) interview	0.1	0.1	3.9	4.1	2.6	2.7

dhsinvolv_contact2_othrep

Label: POST: Who did R contact: was it other U.S. Representative

Unweighted Frequencies

	F2F	Web	Total
0. Not selected by R	206	793	999
1. Selected by R	37	104	141
-1. Inapplicable	1689	2684	4373
-6. Not asked, unit nonresponse (no Post-election interview)	121	130	251
-7. Deleted due to partial (Post-election) interview	3	149	152

Weighted Percentages

	F2F		Web		Total	
	Raw	Weights	Raw	Weights	Raw	Weights
0. Not selected by R	10.0	12.1	20.5	17.9	16.9	15.9
1. Selected by R	1.8	2.5	2.7	2.1	2.4	2.2
-1. Inapplicable	82.1	79.6	69.5	72.5	73.9	75.0
-6. Not asked, unit nonresponse (no Post-election interview)	5.9	5.6	3.4	3.5	4.2	4.2
-7. Deleted due to partial (Post-election) interview	0.1	0.1	3.9	4.1	2.6	2.7

dhsinvolv_contact2_dkrf

Label: POST: Who did R contact: DK/RF

Unweighted Frequencies

	F2F	Web	Total
0. Not selected by R	238	897	1135
1. DK selected by R	5	0	5
-1. Inapplicable	1689	2684	4373
-6. Not asked, unit nonresponse (no Post-election interview)	121	130	251
-7. Deleted due to partial (Post-election) interview	3	149	152

Weighted Percentages

	F2F		Web		Total	
	Raw	Weights	Raw	Weights	Raw	Weights
0. Not selected by R	11.6	14.4	23.2	19.9	19.2	18.0
1. DK selected by R	0.2	0.3	0.0	0.0	0.1	0.1
-1. Inapplicable	82.1	79.6	69.5	72.5	73.9	75.0
-6. Not asked, unit nonresponse (no Post-election interview)	5.9	5.6	3.4	3.5	4.2	4.2
-7. Deleted due to partial (Post-election) interview	0.1	0.1	3.9	4.1	2.6	2.7

postvote_regpre

Label: POST: FTF ONLY: Was R registered Pre-election

Unweighted Frequencies

	F2F	Web	Total
0. R not registered Pre-election or DK/RF if registered	353	0	353
1. R registered Pre-election- at address of residence	1277	0	1277
2. R registered Pre-election- at other address	302	0	302
-1. Inapplicable	0	3581	3581
-6. Not asked, unit nonresponse (no Post-election interview)	121	130	251
-7. Deleted due to partial (Post-election) interview	3	149	152

Weighted Percentages

	F2F		Web		Total	
	Raw	Weights	Raw	Weights	Raw	Weights
0. R not registered Pre-election or DK/RF if registered	17.2	15.0	0.0	0.0	6.0	5.2
1. R registered Pre-election- at address of residence	62.1	68.4	0.0	0.0	21.6	23.8
2. R registered Pre-election- at other address	14.7	10.9	0.0	0.0	5.1	3.8
-1. Inapplicable	0.0	0.0	92.8	92.4	60.5	60.3
-6. Not asked, unit nonresponse (no Post-election interview)	5.9	5.6	3.4	3.5	4.2	4.2
-7. Deleted due to partial (Post-election) interview	0.1	0.1	3.9	4.1	2.6	2.7

postvote_votedpre

Label: POST: FTF ONLY: Did registered R report voting Pre-election

Unweighted Frequencies

	F2F	Web	Total
0. R reported not voting yet in Pre-election	1467	0	1467
1. DK/RF whether voted already in Pre-election	3	0	3
2. R reported voting already in Pre-election	109	0	109
-1. Inapplicable	353	3581	3934
-6. Not asked, unit nonresponse (no Post-election interview)	121	130	251
-7. Deleted due to partial (Post-election) interview	3	149	152

Weighted Percentages

	F2F		Web		Total	
	Raw	Weights	Raw	Weights	Raw	Weights
0. R reported not voting yet in Pre-election	71.4	73.7	0.0	0.0	24.8	25.6
1. DK/RF whether voted already in Pre-election	0.1	0.1	0.0	0.0	0.1	0.0
2. R reported voting already in Pre-election	5.3	5.4	0.0	0.0	1.8	1.9
-1. Inapplicable	17.2	15.0	92.8	92.4	66.5	65.5
-6. Not asked, unit nonresponse (no Post-election interview)	5.9	5.6	3.4	3.5	4.2	4.2
-7. Deleted due to partial (Post-election) interview	0.1	0.1	3.9	4.1	2.6	2.7

postvote_prestatus_nonvtr

Label: POST: FTF ONLY: Status of pre-election nonvoters

Unweighted Frequencies

	F2F	Web	Total
0. Not registered	336	0	336
1. Registered at residence	1182	0	1182
2. DK/RF if registered at residence	17	0	17
3. Not registered at residence - same state and county	178	0	178
4. Not registered at residence - same state, different county or wrong county preloaded	72	0	72
5. Not registered at residence - same state, DK/RF if same county	2	0	2
6. Not registered at residence - different state	26	0	26
7. Not registered at residence- state not identified; not determined if registered in county	9	0	9
8. Not registered at residence- different state identified but R indicated registered in county of residence	1	0	1
-1. Inapplicable	109	3581	3690
-6. Not asked, unit nonresponse (no Post-election interview)	121	130	251
-7. Deleted due to partial (Post-election) interview	3	149	152

Weighted Percentages

	F2F		Web		Total	
	Raw	Weights	Raw	Weights	Raw	Weights
0. Not registered	16.3	14.4	0.0	0.0	5.7	5.0
1. Registered at residence	57.5	63.5	0.0	0.0	20.0	22.1
2. DK/RF if registered at residence	0.8	0.6	0.0	0.0	0.3	0.2
3. Not registered at residence - same state and county	8.7	6.4	0.0	0.0	3.0	2.2
4. Not registered at residence - same state, different county or wrong county preloaded	3.5	2.2	0.0	0.0	1.2	0.8
5. Not registered at residence - same state, DK/RF if same county	0.1	0.1	0.0	0.0	0.0	0.0
6. Not registered at residence - different state	1.3	1.0	0.0	0.0	0.4	0.3
7. Not registered at residence- state not identified; not determined if registered in county	0.4	0.5	0.0	0.0	0.2	0.2
8. Not registered at residence- different state identified but R indicated registered in county of residence	0.0	0.1	0.0	0.0	0.0	0.0
-1. Inapplicable	5.3	5.4	92.8	92.4	62.4	62.2
-6. Not asked, unit nonresponse (no Post-election interview)	5.9	5.6	3.4	3.5	4.2	4.2
-7. Deleted due to partial (Post-election) interview	0.1	0.1	3.9	4.1	2.6	2.7

postvote_regist_addr

Label: POST: Is R registered at address of residence

Unweighted Frequencies

	F2F	Web	Total
1. Registered at this address	72	45	117
2. Registered at a different address	24	11	35
3. Not currently registered	245	225	470
-1. Inapplicable	1579	3296	4875
-6. Not asked, unit nonresponse (no Post-election interview)	121	130	251
-7. Deleted due to partial (Post-election) interview	3	149	152
-8. Don't know	10	0	10
-9. Refused	2	4	6

Weighted Percentages

	F2F		Web		Total	
	Raw	Weights	Raw	Weights	Raw	Weights
1. Registered at this address	3.5	2.7	1.2	1.5	2.0	1.9
2. Registered at a different address	1.2	1.0	0.3	0.3	0.6	0.5
3. Not currently registered	11.9	11.0	5.8	7.2	7.9	8.5
-1. Inapplicable	76.8	79.2	85.4	83.3	82.4	81.9
-6. Not asked, unit nonresponse (no Post-election interview)	5.9	5.6	3.4	3.5	4.2	4.2
-7. Deleted due to partial (Post-election) interview	0.1	0.1	3.9	4.1	2.6	2.7
-8. Don't know	0.5	0.3	0.0	0.0	0.2	0.1
-9. Refused	0.1	0.1	0.1	0.2	0.1	0.1

postvote_regist_noaddr

Label: POST: WEB ONLY: Is R registered (address not determined)

Unweighted Frequencies

	F2F	Web	Total
1. Registered to vote	0	1	1
2. Not currently registered	0	15	15
-1. Inapplicable	1932	3564	5496
-6. Not asked, unit nonresponse (no Post-election interview)	121	130	251
-7. Deleted due to partial (Post-election) interview	3	149	152
-9. Refused	0	1	1

Weighted Percentages

	F2F		Web		Total	
	Raw	Weights	Raw	Weights	Raw	Weights
2. Not currently registered	0.0	0.0	0.4	0.5	0.3	0.3
-1. Inapplicable	94.0	94.3	92.3	91.9	92.9	92.7
-6. Not asked, unit nonresponse (no Post-election interview)	5.9	5.6	3.4	3.5	4.2	4.2
-7. Deleted due to partial (Post-election) interview	0.1	0.1	3.9	4.1	2.6	2.7

postvote_reg

Label: RESTRICTED: Other Registration location - add1 (etc)
 Position: Pre and Post-election survey, section-item no. 123.5-2
 Description: Post registration, turnout, and vote choice
 Question: What is the address where you are registered to vote now?
 Universe: IF R DID NOT INDICATE BEING REGISTERED IN THE PRE SURVEY:
 IF R IS REGISTERED AT AN ADDRESS OTHER THAN CURRENT ADDRESS:
 Logic: Ask if POSTVOTE REGIST=2 else skip. On a single screen there should be fields to capture address1, address2, apt number, city, state, zip code For state only, a drop-down list should be present. Fields: PREVOTE REGADD1 PREVOTE REGADD2 PREVOTE REGAPT PREVOTE REGCITY PREVOTE REGST (dropdown) PREVOTE ZIP It must be necessary to include PREVOTE REGSTATE at minimum.
 Source: Respondent

Unweighted Frequencies

	F2F	Web	Total
0. City and state not identified in registration address fields (all blank or DK/RF)	4	0	4
1. City and state identified in correct registration address fields	17	0	17
2. State in correct field; city not identified (blank)	1	0	1
3. City in correct field; state identifiable but not entered in correct field	2	0	2
-1. Inapplicable	1908	3581	5489
-6. Not asked, unit nonresponse (no Post-election interview)	121	130	251
-7. Deleted due to partial (Post-election) interview	3	149	152

	Weighted Percentages					
	F2F		Web		Total	
	Raw	Weights	Raw	Weights	Raw	Weights
0. City and state not identified in registration address fields (all blank or DK/RF)	0.2	0.1	0.0	0.0	0.1	0.0
1. City and state identified in correct registration address fields	0.8	0.8	0.0	0.0	0.3	0.3
2. State in correct field; city not identified (blank)	0.0	0.1	0.0	0.0	0.0	0.0
3. City in correct field; state identifiable but not entered in correct field	0.1	0.0	0.0	0.0	0.0	0.0
-1. Inapplicable	92.8	93.3	92.8	92.4	92.8	92.7
-6. Not asked, unit nonresponse (no Post-election interview)	5.9	5.6	3.4	3.5	4.2	4.2
-7. Deleted due to partial (Post-election) interview	0.1	0.1	3.9	4.1	2.6	2.7

postvote_reg_state

Label: POST: FTF ONLY: Other Regist. location - state of registr. (FIPS CODE)

18 unique outcomes. 10 most frequently appearing outcomes:

Unweighted Frequencies

	Count
-1. Inapplicable	5489
-6. Not asked, unit nonresponse (no Post-election interview)	251
-7. Deleted due to partial (Post-election) interview	152
00. Blank (all fields for location of other registration left blank)	4
36. New York	3
48. Texas	3
01. Alabama	2
12. Florida	2
06. California	1
20. Kansas	1

postvote_reg_samestate

Label: POST: FTF ONLY: Oth Regist. location - state same as household's (Y/N)

Unweighted Frequencies

	F2F	Web	Total
0. Not same state as state of residence	1	0	1
1. State of registration not determined	4	0	4
2. Same state as state of residence	19	0	19
-1. Inapplicable	1908	3581	5489
-6. Not asked, unit nonresponse (no Post-election interview)	121	130	251
-7. Deleted due to partial (Post-election) interview	3	149	152

Weighted Percentages

	F2F		Web		Total	
	Raw	Weights	Raw	Weights	Raw	Weights
0. Not same state as state of residence	0.0	0.1	0.0	0.0	0.0	0.0
1. State of registration not determined	0.2	0.1	0.0	0.0	0.1	0.0
2. Same state as state of residence	0.9	0.8	0.0	0.0	0.3	0.3
-1. Inapplicable	92.8	93.3	92.8	92.4	92.8	92.7
-6. Not asked, unit nonresponse (no Post-election interview)	5.9	5.6	3.4	3.5	4.2	4.2
-7. Deleted due to partial (Post-election) interview	0.1	0.1	3.9	4.1	2.6	2.7

postvote_regincnty

Label: Is R registered to vote in preload county (residence)
Position: Pre and Post-election survey, section-item no. 123.5-2.5
Description: Post registration, turnout, and vote choice
Question: Is that address in [preload: hhcounty]?
Universe: IF R DID NOT INDICATE BEING REGISTERED IN THE PRE SURVEY: IF R REGISTERED AT AN ADDRESS OTHER THAN CURRENT ADDRESS: IF R REGISTERED IN SAME STATE AS CURRENT ADDRESS OR REGISTRATION STATE MISSING:
Logic: R's current address should be present in preload variables HHADD1, HHADD2, HHCITY, HHAPT, HHSTATE, HHZIP. Ask if POSTVOTE REGST=HHSTATE or POSTVOTE REGIST=2 and address of registration POSTVOTE REGST not given, else skip. Note that preload for county should be 'Washington D.C.' if REGST is DC.
Source: Respondent

Unweighted Frequencies

	F2F	Web	Total
1. Yes, registered in <preload: hhcounty>	17	7	24
2. No, registered in other county	6	3	9
-1. Inapplicable	1909	3569	5478
-4. Error	0	2	2
-6. Not asked, unit nonresponse (no Post-election interview)	121	130	251
-7. Deleted due to partial (Post-election) interview	3	149	152

Weighted Percentages						
	F2F		Web		Total	
	Raw	Weights	Raw	Weights	Raw	Weights
1. Yes, registered in <preload: hhcounty>	0.8	0.8	0.2	0.2	0.4	0.4
2. No, registered in other county	0.3	0.1	0.1	0.0	0.2	0.1
-1. Inapplicable	92.9	93.4	92.5	92.1	92.6	92.6
-4. Error	0.0	0.0	0.1	0.0	0.0	0.0
-6. Not asked, unit nonresponse (no Post-election interview)	5.9	5.6	3.4	3.5	4.2	4.2
-7. Deleted due to partial (Post-election) interview	0.1	0.1	3.9	4.1	2.6	2.7

postvote_regyrs3cat

Label: POST: How long has R been registered at location

Unweighted Frequencies

	F2F	Web	Total
1. 0-1 years	53	28	81
2. 2-5 years	25	8	33
3. More than 5 years	7	10	17
-1. Inapplicable	1841	3535	5376
-4. Error	1	0	1
-6. Not asked, unit nonresponse (no Post-election interview)	121	130	251
-7. Deleted due to partial (Post-election) interview	3	149	152
-8. Don't know	3	0	3
-9. Refused	2	0	2

Weighted Percentages

	F2F		Web		Total	
	Raw	Weights	Raw	Weights	Raw	Weights
1. 0-1 years	2.6	2.0	0.7	1.2	1.4	1.5
2. 2-5 years	1.2	0.8	0.2	0.2	0.6	0.4
3. More than 5 years	0.3	0.4	0.3	0.1	0.3	0.2
-1. Inapplicable	89.5	90.7	91.6	90.9	90.9	90.9
-6. Not asked, unit nonresponse (no Post-election interview)	5.9	5.6	3.4	3.5	4.2	4.2
-7. Deleted due to partial (Post-election) interview	0.1	0.1	3.9	4.1	2.6	2.7
-8. Don't know	0.1	0.0	0.0	0.0	0.1	0.0
-9. Refused	0.1	0.2	0.0	0.0	0.0	0.1

postvote_regname

Label: RESTRICTED: name under which R is registered to vote
Position: Pre and Post-election survey, section-item no. 123.5-3
Description: Post registration, turnout, and vote choice
Question: Some people register to vote under their full name and others use different versions of their name. Others might have changed their name since they registered. What about you? Under what name are you registered to vote?
Universe: IF R DID NOT INDICATE BEING REGISTERED IN THE PRE SURVEY:
IF R INDICATED REGISTERED TO VOTE IN THE POST SURVEY:
Logic: Ask if POSTVOTE REGIST in(1,2) else skip
Source: Respondent

Unweighted Frequencies

	F2F	Web	Total
0. FTF: no text in name field	6	0	6
1. FTF: Text in name field	90	0	90
-1. Inapplicable	1836	0	1836
-2. Missing WEB mode; available in the next release	0	3581	3581
-6. Not asked, unit nonresponse (no Post-election interview)	121	130	251
-7. Deleted due to partial (Post-election) interview	3	149	152

	Weighted Percentages					
	F2F		Web		Total	
	Raw	Weights	Raw	Weights	Raw	Weights
0. FTF: no text in name field	0.3	0.2	0.0	0.0	0.1	0.1
1. FTF: Text in name field	4.4	3.5	0.0	0.0	1.5	1.2
-1. Inapplicable	89.3	90.6	0.0	0.0	31.0	31.5
-2. Missing WEB mode; available in the next release	0.0	0.0	92.8	92.4	60.5	60.3
-6. Not asked, unit nonresponse (no Post-election interview)	5.9	5.6	3.4	3.5	4.2	4.2
-7. Deleted due to partial (Post-election) interview	0.1	0.1	3.9	4.1	2.6	2.7

postvote_regpty_state

Label: POST: Does recorded state of registration have party registration

Unweighted Frequencies

	F2F	Web	Total
-2. Missing; available in next release	1932	3581	5513
-6. Not asked, unit nonresponse (no Post-election interview)	121	130	251
-7. Deleted due to partial (Post-election) interview	3	149	152

Weighted Percentages

	F2F		Web		Total	
	Raw	Weights	Raw	Weights	Raw	Weights
-2. Missing; available in next release	94.0	94.3	92.8	92.4	93.2	93.1
-6. Not asked, unit nonresponse (no Post-election interview)	5.9	5.6	3.4	3.5	4.2	4.2
-7. Deleted due to partial (Post-election) interview	0.1	0.1	3.9	4.1	2.6	2.7

postvote_regpty

Label: Party of registration
Position: Pre and Post-election survey, section-item no. 123.5-4
Description: Post registration, turnout, and vote choice
Question: What political party are you registered with, if any?
Universe: IF R DID NOT INDICATE BEING REGISTERED IN THE PRE SURVEY:
IF R IS REGISTERED TO VOTE: IF R IS REGISTERED TO VOTE IN
STATE WHERE PARTY MAY BE REGISTERED:
Logic: R's current address should be present in preload variables
HHADD1, HHADD2, HHCITY, HHAPT, HHSTATE, HHZIP. Ask if
(POSTVOTE REGIST =1 and HHSTATE in(AK, AZ,CA, CO CT, DC,
DE, FL, IA, KS, KY, LA, ME, MD, MA, NE, NV, NH, NJ, NM, NY, NC,
OK, OR, PA, RI, SD, WV, WY, or missing)) or if (POSTVOTE REG-
IST=2 and POSTVOTE REGST in(AK, AZ,CA, CO CT, DC, DE, FL,IA,
KS, KY, LA, ME, MD, MA, NE, NV, NH, NJ, NM, NY, NC, OK, OR, PA,
RI, SD, WV, WY, or empty)), else skip
Web Logic: Online, include small text box for response 5 in place of ♦SPEC-
IFY♦.
Source: Respondent

Unweighted Frequencies

	F2F	Web	Total
1. Democratic party	26	11	37
2. Republican party	8	5	13
4. None or 'independent'	18	7	25
5. Other party (SPECIFY)	0	2	2
-1. Inapplicable	1875	3556	5431
-6. Not asked, unit nonresponse (no Post-election interview)	121	130	251
-7. Deleted due to partial (Post-election) interview	3	149	152
-8. Don't know	5	0	5

Weighted Percentages

	F2F		Web		Total	
	Raw	Weights	Raw	Weights	Raw	Weights
1. Democratic party	1.3	0.9	0.3	0.2	0.6	0.4
2. Republican party	0.4	0.3	0.1	0.2	0.2	0.2
4. None or 'independent'	0.9	0.7	0.2	0.2	0.4	0.4
5. Other party (SPECIFY)	0.0	0.0	0.1	0.1	0.0	0.0
-1. Inapplicable	91.2	92.2	92.1	91.8	91.8	92.0
-6. Not asked, unit nonresponse (no Post-election interview)	5.9	5.6	3.4	3.5	4.2	4.2
-7. Deleted due to partial (Post-election) interview	0.1	0.1	3.9	4.1	2.6	2.7
-8. Don't know	0.2	0.1	0.0	0.0	0.1	0.0

postvote_regpty_oth

Label: POST: RESTRICTED: Other specify- Party of registration

3 unique outcomes.

Unweighted Frequencies

	<u>Count</u>
-3. Restricted access	5513
-6. Not asked, unit nonresponse (no Post-election interview)	251
-7. Deleted due to partial (Post-election) interview	<u>152</u>

postvote_rvote

Label: Did R vote
Position: Pre and Post-election survey, section-item no. 123.5-10
Description: Post registration, turnout, and vote choice
Question: In talking to people about elections, we often find that a lot of people were not able to vote because they weren't registered, they were sick, or they just didn't have time. Which of the following statements best describes you: One, I did not vote (in the election this November); Two, I thought about voting this time, but didn't; Three, I usually vote, but didn't this time; or Four, I am sure I voted?
Universe: IF R DID NOT INDICATE IN THE PRE THAT R ALREADY VOTED: IF R IS REGISTERED TO VOTE:
Logic: Variable vote pre will be created to indicate whether R said in the Pre that he/she already voted, 1=Voted in the Pre, 0=Did not vote in the Pre (codes defined: 1 if PREVOTE HOWVOTE in(1,2,3,DK,RF), else 0). Ask if (POSTVOTE REGIST in(1,2)) or (variables reg pre=1 and vote pre=0); else skip.
Web Logic: Online, omit the response options in the question display, ending that with 'Which of the following statements best describes you?'
Source: Respondent

Unweighted Frequencies

	F2F	Web	Total
1. I did not vote (in the election this November)	100	169	269
2. I thought about voting this time, but didn't	90	69	159
3. I usually vote, but didn't this time	87	109	196
4. I am sure I voted	1287	2713	4000
-1. Inapplicable	366	518	884
-6. Not asked, unit nonresponse (no Post-election interview)	121	130	251
-7. Deleted due to partial (Post-election) interview	3	149	152
-9. Refused	2	3	5

Weighted Percentages

	F2F		Web		Total	
	Raw	Weights	Raw	Weights	Raw	Weights
1. I did not vote (in the election this November)	4.9	4.5	4.4	5.6	4.5	5.2
2. I thought about voting this time, but didn't	4.4	3.8	1.8	2.2	2.7	2.8
3. I usually vote, but didn't this time	4.2	3.7	2.8	3.9	3.3	3.8
4. I am sure I voted	62.6	65.4	70.3	66.3	67.6	66.0
-1. Inapplicable	17.8	16.8	13.4	14.3	14.9	15.2
-6. Not asked, unit nonresponse (no Post-election interview)	5.9	5.6	3.4	3.5	4.2	4.2
-7. Deleted due to partial (Post-election) interview	0.1	0.1	3.9	4.1	2.6	2.7
-9. Refused	0.1	0.2	0.1	0.1	0.1	0.2

rvote2012_x

Label: PREPOST SUMMARY: Did R vote in November general election

Unweighted Frequencies

	F2F	Web	Total
1. R voted in the 2012 elections	1399	3005	4404
2. R did not vote in the 2012 elections	522	587	1109
-2. Missing, 2012 voting status not determined	135	265	400
-9. Refused	0	3	3

Weighted Percentages

	F2F		Web		Total	
	Raw	Weights	Raw	Weights	Raw	Weights
1. R voted in the 2012 elections	68.0	71.0	77.8	73.2	74.4	72.4
2. R did not vote in the 2012 elections	25.4	22.9	15.2	19.4	18.7	20.6
-2. Missing, 2012 voting status not determined	6.6	6.1	6.9	7.3	6.8	6.9
-9. Refused	0.0	0.0	0.1	0.1	0.1	0.1

postvote_ckbcard

Label: FTF ONLY: IWR CHECKPOINT: have correct Post ballot card
 Position: Pre and Post-election survey, section-item no. 123.5-10.5
 Description: Post registration, turnout, and vote choice
 Question: CONGRESSIONAL DISTRICT IS: [var: REG ST] [var: REG DIST].
 ASSIGNED BALLOT COLOR IS: [var: BALLOTCOLOR]. PLEASE DE-
 SCRIBE WHETHER YOU HAVE THE CORRECT BALLOT CARD FOR
 THE RESPONDENT:
 Universe: IF R DID NOT REPORT IN THE PRE THAT R ALREADY VOTED: IF
 HAS NOT REFUSED TO INDICATE REGISTRATION STATUS: IF R IS
 IS REGISTERED IN COUNTY OF CURRENT ADDRESS OR IF R IS
 NOT REGISTERED:
 Logic: Ask if (POSTVOTE REGIST in(1,3) or POSTVOTE REGINCNTY=1) or
 (vote pre=0 and (PREVOTE REGIST in(1,3) or PREVOTE REGINC-
 NTY=1)) In text of question, value of preload variable 'hhdist'
 which identifies the 113th congressional district of R's current ad-
 dress (e.g. '02'), is loaded together with value of preload variable
 hhstate.
 Source: IWR

Unweighted Frequencies

	F2F	Web	Total
1. Yes, have <blue/pink> color ballot card for R's district	1352	3204	4556
2. Have ballot card in wrong color for R's district	12	0	12
3. Only have card(s) for wrong district or have no ballot cards.	152	373	525
-1. Inapplicable	237	0	237
-4. Error; FTF: Pre reg in same county as residence but no ballot card use	179	4	183
-6. Not asked, unit nonresponse (no Post-election interview)	121	130	251
-7. Deleted due to partial (Post-election) interview	3	149	152

	Weighted Percentages					
	F2F		Web		Total	
	Raw	Weights	Raw	Weights	Raw	Weights
1. Yes, have <blue/pink> color ballot card for R's district	65.8	70.8	83.0	81.3	77.0	77.7
2. Have ballot card in wrong color for R's district	0.6	0.9	0.0	0.0	0.2	0.3
3. Only have card(s) for wrong district or have no ballot cards.	7.4	6.2	9.7	11.0	8.9	9.3
-1. Inapplicable	11.5	9.8	0.0	0.0	4.0	3.4
-4. Error; FTF: Pre reg in same county as residence but no ballot card use	8.7	6.5	0.1	0.2	3.1	2.4
-6. Not asked, unit nonresponse (no Post-election interview)	5.9	5.6	3.4	3.5	4.2	4.2
-7. Deleted due to partial (Post-election) interview	0.1	0.1	3.9	4.1	2.6	2.7

postvote_ballotcolor

Label: POST: FTF ONLY: Assigned color for Ballot Card (if displayed)

Unweighted Frequencies

	F2F	Web	Total
1. Blue	951	0	951
2. Pink	981	0	981
-1. Inapplicable	0	3581	3581
-6. Not asked, unit nonresponse (no Post-election interview)	121	130	251
-7. Deleted due to partial (Post-election) interview	3	149	152

Weighted Percentages

	F2F		Web		Total	
	Raw	Weights	Raw	Weights	Raw	Weights
1. Blue	46.3	45.4	0.0	0.0	16.1	15.8
2. Pink	47.7	48.8	0.0	0.0	16.6	17.0
-1. Inapplicable	0.0	0.0	92.8	92.4	60.5	60.3
-6. Not asked, unit nonresponse (no Post-election interview)	5.9	5.6	3.4	3.5	4.2	4.2
-7. Deleted due to partial (Post-election) interview	0.1	0.1	3.9	4.1	2.6	2.7

postvote_presvt

Label: Did R vote for President
Position: Pre and Post-election survey, section-item no. 123.5-12
Description: Post registration, turnout, and vote choice
Question: How about the election for President? Did you vote for a candidate for PRESIDENT]?
Randomization: Order of Presidential candidate names in question text
Universe: IF R DID NOT INDICATE IN THE PRE THAT R ALREADY VOTED: IF R IS REGISTERED TO VOTE: IF R REPORTED IN THE POST THAT R VOTED:
Logic: Ask if POSTVOTE RVOTE=4, else skip. The ballot card is not shown
Source: Respondent

Unweighted Frequencies

	F2F	Web	Total
1. Yes, voted for President	1278	2685	3963
2. No, didn't vote for President	8	27	35
-1. Inapplicable	645	868	1513
-6. Not asked, unit nonresponse (no Post-election interview)	121	130	251
-7. Deleted due to partial (Post-election) interview	3	149	152
-8. Don't know	1	0	1
-9. Refused	0	1	1

		Weighted Percentages					
		F2F		Web		Total	
		Raw	Weights	Raw	Weights	Raw	Weights
1. Yes, voted for President		62.2	65.1	69.6	65.6	67.0	65.4
2. No, didn't vote for President		0.4	0.3	0.7	0.7	0.6	0.5
-1. Inapplicable		31.4	28.9	22.5	26.2	25.6	27.1
-6. Not asked, unit nonresponse (no Post-election interview)		5.9	5.6	3.4	3.5	4.2	4.2
-7. Deleted due to partial (Post-election) interview		0.1	0.1	3.9	4.1	2.6	2.7

postvote_presvtwho

Label: For whom did R vote for President
Position: Pre and Post-election survey, section-item no. 123.5-13
Description: Post registration, turnout, and vote choice
Question: Who did you vote for? [[preload: dem pname], [preload:rep pname] / [preload: rep pname], [preload:dem pname]], or someone else?
Randomization: Order of Presidential candidate names in question
Universe: IF R DID NOT INDICATE IN THE PRE THAT R ALREADY VOTED: IF R IS REGISTERED TO VOTE: IF R REPORTED IN THE POST THAT R VOTED: IF R VOTED FOR PRESIDENT: IF R ASSIGNED TO DEMOCRATIC NAMES FIRST / IF IF R ASSIGNED TO REPUBLICAN NAMES FIRST:
Logic: Ask if POSTVOTE PRESVT=1, else skip. Even though the ballot card is not displayed, in the question text, following 'Who did you vote for?' the Presidential candidate names are in order according to the value of variable ballotcolor (1=Democratic name first, 2=Republican name first).
Web Logic: Online, include a small text box for response option 5 in place of **SPECIFY**.
Source: Respondent

Unweighted Frequencies

	F2F	Web	Total
1. <preload: dem_pname>	854	1420	2274
2. <preload: rep_pname	375	1164	1539
5. Other candidate (SPECIFY)	25	82	107
-1. Inapplicable	654	896	1550
-6. Not asked, unit nonresponse (no Post-election interview)	121	130	251
-7. Deleted due to partial (Post-election) interview	3	149	152
-9. Refused	24	19	43

Weighted Percentages						
	F2F		Web		Total	
	Raw	Weights	Raw	Weights	Raw	Weights
1. <preload: dem_pcname>	41.5	33.4	36.8	33.2	38.4	33.3
2. <preload: rep_pcname	18.2	29.2	30.2	29.3	26.0	29.2
5. Other candidate (SPECIFY)	1.2	1.1	2.1	2.6	1.8	2.1
-1. Inapplicable	31.8	29.2	23.2	26.9	26.2	27.7
-6. Not asked, unit nonresponse (no Post-election interview)	5.9	5.6	3.4	3.5	4.2	4.2
-7. Deleted due to partial (Post-election) interview	0.1	0.1	3.9	4.1	2.6	2.7
-9. Refused	1.2	1.4	0.5	0.6	0.7	0.8

presvote2012_x

Label: PREPOST SUMMARY: For whom did R vote for President in 2012

Unweighted Frequencies

	F2F	Web	Total
1. Barack Obama	922	1574	2496
2. Mitt Romney	414	1278	1692
5. Other	25	93	118
-2. R did not vote for Pres or did not report voting for Pres in Pre and no Post-election data	667	891	1558
-9. Refused	28	24	52

Weighted Percentages

	F2F		Web		Total	
	Raw	Weights	Raw	Weights	Raw	Weights
1. Barack Obama	44.8	36.1	40.8	37.1	42.2	36.8
2. Mitt Romney	20.1	32.0	33.1	31.7	28.6	31.8
5. Other	1.2	1.1	2.4	2.8	2.0	2.2
-2. R did not vote for Pres or did not report voting for Pres in Pre and no Post-election data	32.4	29.4	23.1	27.7	26.3	28.3
-9. Refused	1.4	1.5	0.6	0.6	0.9	0.9

postvote_presvtwho_othtxt

Label: POST: Other specify- For whom did R vote for President

46 unique outcomes. 10 most frequently appearing outcomes:

Unweighted Frequencies

	Count
<NULL>	5827
Gary Johnson	29
Jill Stein	7
Johnson	3
libertarian	3
Ron Paul	3
Virgil Goode	3
GARY JOHNSON	2
Rosanne Barr	2
<NAME REDACTED>	1

postvote_presstr

Label: Preference strong for Pres candidate for whom R vote
Position: Pre and Post-election survey, section-item no. 123.5-14
Description: Post registration, turnout, and vote choice
Question: Would you say your preference for this candidate was STRONG or NOT STRONG?
Universe: IF R DID NOT INDICATE IN THE PRE THAT R ALREADY VOTED: IF R IS REGISTERED TO VOTE: IF R REPORTED IN THE POST THAT R VOTED: IF R VOTED FOR PRESIDENT: IF R'S VOTE FOR PRESIDENT IS NOT DK/RF:
Logic: Ask if POSTVOTE PRESVTWHO in(1,2,5), else skip
Source: Respondent

Unweighted Frequencies

	F2F	Web	Total
1. Strong	1083	2160	3243
2. Not strong	170	504	674
-1. Inapplicable	678	915	1593
-6. Not asked, unit nonresponse (no Post-election interview)	121	130	251
-7. Deleted due to partial (Post-election) interview	3	149	152
-8. Don't know	1	0	1
-9. Refused	0	2	2

		Weighted Percentages					
		F2F		Web		Total	
		Raw	Weights	Raw	Weights	Raw	Weights
1.	Strong	52.7	53.9	56.0	52.3	54.8	52.9
2.	Not strong	8.3	9.7	13.1	12.7	11.4	11.6
-1.	Inapplicable	33.0	30.6	23.7	27.4	26.9	28.5
-6.	Not asked, unit nonresponse (no Post-election interview)	5.9	5.6	3.4	3.5	4.2	4.2
-7.	Deleted due to partial (Post-election) interview	0.1	0.1	3.9	4.1	2.6	2.7
-9.	Refused	0.0	0.0	0.1	0.0	0.0	0.0

postvote_vtpresdec_txt

Label: POST: How long before election R made decision Pres vote

2328 unique outcomes. 10 most frequently appearing outcomes:

Unweighted Frequencies

	Count
<NULL>	1094
-1 Inapplicable	915
6 months	131
4 years	130
4 years ago	90
1 year	66
3 months	64
2 months	56
months	44
2 years	41

postvote_vtpresdec_dkrf

Label: POST: FTF ONLY: How lng bef electn made decisn Pres vt: DK/RF
selectd

Unweighted Frequencies

	F2F	Web	Total
1. FTF: code DK selected in place of open-end response	12	0	12
2. FTF: code RF selected in place of open-end response	1	0	1
-1. Inapplicable	1919	3581	5500
-6. Not asked, unit nonresponse (no Post-election interview)	121	130	251
-7. Deleted due to partial (Post-election) interview	3	149	152

Weighted Percentages

	F2F		Web		Total	
	Raw	Weights	Raw	Weights	Raw	Weights
1. FTF: code DK selected in place of open-end response	0.6	0.5	0.0	0.0	0.2	0.2
-1. Inapplicable	93.3	93.8	92.8	92.4	93.0	92.9
-6. Not asked, unit nonresponse (no Post-election interview)	5.9	5.6	3.4	3.5	4.2	4.2
-7. Deleted due to partial (Post-election) interview	0.1	0.1	3.9	4.1	2.6	2.7

postvote_prefpres

Label: Does R prefer Pres candidate (did not vote)
Position: Pre and Post-election survey, section-item no. 123.5-18
Description: Post registration, turnout, and vote choice
Question: How about the election for President? Did you prefer one of the candidates for PRESIDENT?
Universe: IF R DID NOT INDICATE IN THE PRE THAT R ALREADY VOTED: IF R IS NOT REGISTERED OR IF R IS REGISTERED TO VOTE AND DID NOT VOTE:
Logic: Ask if POSTVOTE REGIST in(3,DK,RF); or POSTVOTE RVOTE in(1,2,3,DK,RF), else skip. The ballot card is not shown
Source: Respondent

Unweighted Frequencies

	F2F	Web	Total
1. Yes	398	248	646
2. No	132	117	249
-1. Inapplicable	1396	3215	4611
-4. Error	0	1	1
-6. Not asked, unit nonresponse (no Post-election interview)	121	130	251
-7. Deleted due to partial (Post-election) interview	3	149	152
-8. Don't know	5	0	5
-9. Refused	1	0	1

Weighted Percentages							
	F2F		Web		Total		
	Raw	Weights	Raw	Weights	Raw	Weights	
1. Yes	19.4	16.7	6.4	8.2	10.9	11.2	
2. No	6.4	6.6	3.0	4.1	4.2	5.0	
-1. Inapplicable	67.9	70.8	83.3	80.1	77.9	76.9	
-6. Not asked, unit nonresponse (no Post-election interview)	5.9	5.6	3.4	3.5	4.2	4.2	
-7. Deleted due to partial (Post-election) interview	0.1	0.1	3.9	4.1	2.6	2.7	
-8. Don't know	0.2	0.2	0.0	0.0	0.1	0.1	

postvote_prefprwho

Label: Preference for Pres candidate (did not vote)
 Position: Pre and Post-election survey, section-item no. 123.5-19
 Description: Post registration, turnout, and vote choice
 Question: Who did you prefer? [[preload: dem pcname], [preload:rep pcname] / [preload: rep pcname], [preload:dem pcname]], or someone else?
 Universe: IF R DID NOT INDICATE IN THE PRE THAT R ALREADY VOTED: IF R IS NOT REGISTERED OR IF R IS REGISTERED TO VOTE AND DID NOT VOTE: IF R PREFERRED A PRESIDENTIAL CANDIDATE:
 Logic: Ask if POSTVOTE PREFPRES=1, else skip Even though the ballot card is not displayed, in the question text following 'Who did you prefer?' the Presidential candidate names are in the order indicated in variable ballotcolor (1=Democratic name first, 2=Republican name first).
 Web Logic: Online, include a small text box for response option 5 in place of **◆SPECIFY◆**.
 Source: Respondent

Unweighted Frequencies

	F2F	Web	Total
1. <preload: dem_pcname>	291	155	446
2. <preload: rep_pcname>	99	87	186
5. Other candidate (SPECIFY)	3	5	8
-1. Inapplicable	1534	3332	4866
-4. Error	0	1	1
-6. Not asked, unit nonresponse (no Post-election interview)	121	130	251
-7. Deleted due to partial (Post-election) interview	3	149	152
-8. Don't know	2	0	2
-9. Refused	3	1	4

Weighted Percentages

	F2F		Web		Total	
	Raw	Weights	Raw	Weights	Raw	Weights
1. <preload: dem_pcname>	14.2	10.9	4.0	5.1	7.5	7.1
2. <preload: rep_pcname>	4.8	5.6	2.3	2.9	3.1	3.8
5. Other candidate (SPECIFY)	0.1	0.1	0.1	0.2	0.1	0.1
-1. Inapplicable	74.6	77.6	86.3	84.2	82.3	81.9
-6. Not asked, unit nonresponse (no Post-election interview)	5.9	5.6	3.4	3.5	4.2	4.2
-7. Deleted due to partial (Post-election) interview	0.1	0.1	3.9	4.1	2.6	2.7
-8. Don't know	0.1	0.0	0.0	0.0	0.0	0.0
-9. Refused	0.1	0.1	0.0	0.1	0.1	0.1

postvote_prefprwho_othtxt

Label: POST: Other specify- Preference for Pres cand

Unweighted Frequencies

	F2F	Web	Total
<NULL>	2053	3855	5908
Anyone but those two.	0	1	1
Gary Johnson	1	0	1
Herman Cain	0	1	1
Hillary Clinton	0	1	1
jill stein	1	0	1
personal	0	1	1
Ron Paul	1	1	2

Weighted Percentages

	F2F		Web		Total	
	Raw	Weights	Raw	Weights	Raw	Weights
<NULL>	99.9	99.9	99.9	99.8	99.9	99.9
personal	0.0	0.0	0.0	0.1	0.0	0.1

postvote_prefprstr

Label: Preference strong for Pres candidate (did not vote)
 Position: Pre and Post-election survey, section-item no. 123.5-20
 Description: Post registration, turnout, and vote choice
 Question: Would you say your preference for this candidate was STRONG or NOT STRONG?
 Universe: IF R DID NOT INDICATE IN THE PRE THAT R ALREADY VOTED: IF R IS NOT REGISTERED OR IF R IS REGISTERED TO VOTE AND DID NOT VOTE: IF R PREFERRED A PRESIDENTIAL CANDIDATE: IF PRESIDENTIAL CANDIDATE PREFERENCE IS NOT DK/RF:
 Logic: Ask if POSTVOTE PREFPRWHO in(1,2,5) else skip
 Source: Respondent

Unweighted Frequencies

	F2F	Web	Total
1. Strong	289	187	476
2. Not strong	103	60	163
-1. Inapplicable	1539	3333	4872
-4. Error	0	1	1
-6. Not asked, unit nonresponse (no Post-election interview)	121	130	251
-7. Deleted due to partial (Post-election) interview	3	149	152
-8. Don't know	1	0	1

Weighted Percentages

	F2F		Web		Total	
	Raw	Weights	Raw	Weights	Raw	Weights
1. Strong	14.1	12.2	4.8	6.1	8.0	8.2
2. Not strong	5.0	4.4	1.6	2.0	2.8	2.9
-1. Inapplicable	74.9	77.7	86.3	84.2	82.4	82.0
-6. Not asked, unit nonresponse (no Post-election interview)	5.9	5.6	3.4	3.5	4.2	4.2
-7. Deleted due to partial (Post-election) interview	0.1	0.1	3.9	4.1	2.6	2.7

postvote_votehs

Label: Did R vote for U.S. House of Representatives
Position: Pre and Post-election survey, section-item no. 123.5-21
Description: Post registration, turnout, and vote choice
Question: [Here is a list of candidates for the major races in this district. How about the election for the House of Representatives in Washington. Did you vote for a candidate for the U.S. HOUSE OF REPRESENTATIVES? / How about the election for the House of Representatives in Washington. Did you vote for a candidate for the U.S. HOUSE OF REPRESENTATIVES?]
Universe: IF R DID NOT INDICATE IN THE PRE THAT R ALREADY VOTED: IF R IS REGISTERED TO VOTE: IF R REPORTED IN THE POST THAT R VOTED: IF IWR HAS BALLOT CARD FOR REGISTRATION DISTRICT/ IF IWR DOES NOT HAVE CARD FOR REGISTRATION DISTRICT:
Logic: Ask if POSTVOTE RVOTE=4, else skip. If POSTVOTE CKBCARD in(1,2) then the IWR is instructed to show the ballot card and the sentence "Here is a list..." appears at the start, else the IWR instruction is to not show the ballot card and the sentence "Here is a list..." does not appear at the start. If the ballot card is shown, the text of the onscreen interviewer instruction to show the ballot card will read 'BLUE' or 'PINK' appropriately; both ballot card color and the order of the major party candidate names on the ballot card will be determined by the value of variable 'ballotcolor': if ballotcolor=1 or BLUE all Democratic names will be listed first, and if ballotcolor=2 or PINK all Republican names will be listed first. Do not show CAPI Help Screen if IWR is instructed not to show the ballot card.
Source: Respondent

Unweighted Frequencies

	F2F	Web	Total
1. Yes, voted for House of Representatives	1110	2405	3515
2. No, didn't vote for House of Representatives	146	306	452
-1. Inapplicable	645	868	1513
-6. Not asked, unit nonresponse (no Post-election interview)	121	130	251
-7. Deleted due to partial (Post-election) interview	3	149	152
-8. Don't know	28	0	28
-9. Refused	3	2	5

Weighted Percentages

	F2F		Web		Total	
	Raw	Weights	Raw	Weights	Raw	Weights
1. Yes, voted for House of Representatives	54.0	57.8	62.3	57.5	59.4	57.6
2. No, didn't vote for House of Representatives	7.1	6.5	7.9	8.7	7.6	7.9
-1. Inapplicable	31.4	28.9	22.5	26.2	25.6	27.1
-6. Not asked, unit nonresponse (no Post-election interview)	5.9	5.6	3.4	3.5	4.2	4.2
-7. Deleted due to partial (Post-election) interview	0.1	0.1	3.9	4.1	2.6	2.7
-8. Don't know	1.4	1.0	0.0	0.0	0.5	0.3
-9. Refused	0.1	0.1	0.1	0.1	0.1	0.1

postvote_hsvtbc

Label: For whom did R vote for U.S. House (ballot card)
 Position: Pre and Post-election survey, section-item no. 123.5-22
 Description: Post registration, turnout, and vote choice
 Question: Who did you vote for?
 Universe: IF R DID NOT INDICATE IN THE PRE THAT R ALREADY VOTED: IF R IS REGISTERED TO VOTE: IF R REPORTED IN THE POST THAT R VOTED: IF R VOTED FOR U.S. HOUSE OF REPRESENTATIVES: IF IWR HAS BALLOT CARD FOR REGISTRATION DISTRICT:
 Logic: Ask if POSTVOTE VOTEHS=1 and POSTVOTE CKBCARD in(1,2), else skip.
 Web Logic: Online, omit response option 4 and include small text box in place of ♦SPECIFY♦ at response option 5.
 Source: Respondent

Unweighted Frequencies

	F2F	Web	Total
1. <preload: dem_hsename>	506	1087	1593
2. <preload: rep_hsename>	304	1000	1304
3. <preload: ind_hsename>	9	41	50
4. R VOL: names on ballot card are not correct (VOTE RECORDED ON NEXT SCREEN)	7	52	59
5. Other candidate (SPECIFY)	23	0	23
-1. Inapplicable	1052	1387	2439
-6. Not asked, unit nonresponse (no Post-election interview)	121	130	251
-7. Deleted due to partial (Post-election) interview	3	149	152
-8. Don't know	21	0	21
-9. Refused	10	14	24

Weighted Percentages						
	F2F		Web		Total	
	Raw	Weights	Raw	Weights	Raw	Weights
1. <preload: dem_hsename>	24.6	21.3	28.2	24.2	26.9	23.2
2. <preload: rep_hsename>	14.8	24.2	25.9	25.2	22.0	24.9
3. <preload: ind_hsename>	0.4	0.4	1.1	1.0	0.8	0.8
4. R VOL: names on ballot card are not correct (VOTE RECORDED ON NEXT SCREEN)	0.3	0.2	1.3	1.4	1.0	1.0
5. Other candidate (SPECIFY)	1.1	1.3	0.0	0.0	0.4	0.4
-1. Inapplicable	51.2	45.4	35.9	40.1	41.2	42.0
-6. Not asked, unit nonresponse (no Post-election interview)	5.9	5.6	3.4	3.5	4.2	4.2
-7. Deleted due to partial (Post-election) interview	0.1	0.1	3.9	4.1	2.6	2.7
-8. Don't know	1.0	0.9	0.0	0.0	0.4	0.3
-9. Refused	0.5	0.7	0.4	0.5	0.4	0.6

postvote_hsvtnobc

Label: For whom did R vote for U.S. House (no ballot card)
Position: Pre and Post-election survey, section-item no. 123.5-23
Description: Post registration, turnout, and vote choice
Question: Who did you vote for? Which party was that?
Universe: IF R DID NOT INDICATE IN THE PRE THAT R ALREADY VOTED: IF R IS REGISTERED TO VOTE: IF R REPORTED IN THE POST THAT R VOTED: IF R VOTED FOR U.S. HOUSE OF REPRESENTATIVES: IF IWR DOES NOT HAVE BALLOT CARD FOR REGISTRATION DISTRICT OR R INDICATED BALLOT CARD WRONG:
Logic: Ask if (POSTVOTE VOTEHS=1 and POSTVOTE CKBCARD not in(1,2)) or POSTVOTE HSVTBC=4, else skip.
Web Logic: Online, if response text does not include the text string 'dem' or 'rep', prompt: 'Did you include the political party of the candidate you prefer? If not, please include the party in your answer. Then click Next to continue.'
Source: Respondent

Unweighted Frequencies

	F2F	Web	Total
01. Ballot card not shown in error: <preload: dem_hsenname>	65	0	65
02. Ballot card not shown in error: <preload: rep_hsenname>	20	0	20
05. Ballot card not shown in error: other name	6	0	6
81. Democrat (no ballot card)	72	121	193
82. Republican (no ballot card)	35	92	127
87. Other (no ballot card)- candidate not identified by major party	13	25	38
-1. Inapplicable	1695	3329	5024
-6. Not asked, unit nonresponse (no Post-election interview)	121	130	251
-7. Deleted due to partial (Post-election) interview	3	149	152
-8. Don't know	23	2	25
-9. Refused	3	12	15

	Weighted Percentages					
	F2F		Web		Total	
	Raw	Weights	Raw	Weights	Raw	Weights
01. Ballot card not shown in error: <preload: dem_hsenname>	3.2	1.6	0.0	0.0	1.1	0.5
02. Ballot card not shown in error: <preload: rep_hsenname>	1.0	1.4	0.0	0.0	0.3	0.5
05. Ballot card not shown in error: other name	0.3	0.2	0.0	0.0	0.1	0.1
81. Democrat (no ballot card)	3.5	2.0	3.1	2.8	3.3	2.5
82. Republican (no ballot card)	1.7	2.1	2.4	2.5	2.1	2.3
87. Other (no ballot card)- candidate not identified by major party	0.6	0.9	0.6	0.7	0.6	0.7
-1. Inapplicable	82.4	85.2	86.2	86.3	84.9	85.9
-6. Not asked, unit nonresponse (no Post-election interview)	5.9	5.6	3.4	3.5	4.2	4.2
-7. Deleted due to partial (Post-election) interview	0.1	0.1	3.9	4.1	2.6	2.7
-8. Don't know	1.1	0.9	0.1	0.0	0.4	0.3
-9. Refused	0.1	0.1	0.3	0.2	0.3	0.2

postvote_hspref

Label: Does R prefer U.S. House candidate

Position: Pre and Post-election survey, section-item no. 123.5-26

Description: Post registration, turnout, and vote choice

Question: [Here is a list of candidates for the major races in this district. How about the election for the House of Representatives in Washington? Do you prefer one of the candidates for the U.S. HOUSE OF REPRESENTATIVES?/ How about the election for the House of Representatives in Washington? Do you prefer one of the candidates for the U.S. HOUSE OF REPRESENTATIVES?]

Universe: IF R DID NOT INDICATE IN THE PRE THAT R ALREADY VOTED: IF R IS NOT REGISTERED OR IF R IS REGISTERED TO VOTE AND DID NOTVOTE: IF IWR HAS BALLOT CARD FOR REGISTRATION DISTRICT / IF IWR DOES NOT HAVE BALLOT CARD FOR REGISTRATION DISTRICT:

Logic: Ask if POSTVOTE REGIST in(3,DK,RF); or POSTVOTE RVOTE in(1,2,3,DK,RF), else skip. If POSTVOTE CKBCARD in(1,2) then the IWR is instructed to show the ballot card and the sentence 'Here is a list...' appears at the start, else the IWR instruction is to not show the ballot card and the sentence 'Here is a list...' does not appear at the start. The text of the onscreen interviewer instruction to show the ballot card will read 'BLUE' or 'PINK' according to the variable 'ballotcolor': 1=BLUE and 2=PINK. Do not show CAPI Help Screen if IWR is instructed not to show the ballot card.

Web Logic: Online, after the first sentence, display the names and parties of the candidates for House of Representatives in the R's district.

Source: Respondent

Unweighted Frequencies

	F2F	Web	Total
1. Yes	118	111	229
2. No	395	476	871
-1. Inapplicable	1396	2991	4387
-6. Not asked, unit nonresponse (no Post-election interview)	121	130	251
-7. Deleted due to partial (Post-election) interview	3	149	152
-8. Don't know	23	0	23
-9. Refused	0	3	3

Weighted Percentages

	F2F		Web		Total	
	Raw	Weights	Raw	Weights	Raw	Weights
1. Yes	5.7	5.4	2.9	3.3	3.9	4.1
2. No	19.2	17.1	12.3	16.0	14.7	16.4
-1. Inapplicable	67.9	70.8	77.5	72.9	74.2	72.2
-6. Not asked, unit nonresponse (no Post-election interview)	5.9	5.6	3.4	3.5	4.2	4.2
-7. Deleted due to partial (Post-election) interview	0.1	0.1	3.9	4.1	2.6	2.7
-8. Don't know	1.1	1.0	0.0	0.0	0.4	0.3
-9. Refused	0.0	0.0	0.1	0.2	0.1	0.1

postvote_hsprefbc

Label: Whom does R prefer for U.S. House (ballot card)
 Position: Pre and Post-election survey, section-item no. 123.5-27
 Description: Post registration, turnout, and vote choice
 Question: Who did you prefer?
 Universe: IF R DID NOT INDICATE IN THE PRE THAT R ALREADY VOTED:
 IF R IS NOT REGISTERED TO VOTE OR IF R IS REGISTERED TO
 VOTE AND DID NOT REPORT IN THE POST THAT R VOTED: IF R
 PREFERRED A CANDIDATE FOR U.S. HOUSE: IF IWR HAS BALLOT
 CARD FOR REGISTRATION DISTRICT
 Logic: Ask if POSTVOTE HSPREF=1 and POSTVOTE CKBCARD in(1,2),
 else skip.
 Web Logic: Online, omit response option 4 and include a small text box in
 place of 'SPECIFY' with option 5.
 Source: Respondent

Unweighted Frequencies

	F2F	Web	Total
1. <preload: dem_hsename>	52	47	99
2. <preload: rep_hsename>	37	47	84
3. <preload: ind_hsename>	1	0	1
4. R VOL: names on ballot card are not correct (VOTE RECORDED ON NEXT SCREEN)	3	7	10
5. Other candidate (SPECIFY)	5	0	5
-1. Inapplicable	1827	3479	5306
-6. Not asked, unit nonresponse (no Post-election interview)	121	130	251
-7. Deleted due to partial (Post-election) interview	3	149	152
-8. Don't know	7	0	7
-9. Refused	0	1	1

Weighted Percentages						
	F2F		Web		Total	
	Raw	Weights	Raw	Weights	Raw	Weights
1. <preload: dem_hsenname>	2.5	2.3	1.2	1.6	1.7	1.8
2. <preload: rep_hsenname>	1.8	2.2	1.2	1.3	1.4	1.6
4. R VOL: names on ballot card are not correct (VOTE RECORDED ON NEXT SCREEN)	0.1	0.1	0.2	0.1	0.2	0.1
5. Other candidate (SPECIFY)	0.2	0.1	0.0	0.0	0.1	0.0
-1. Inapplicable	88.9	89.3	90.1	89.4	89.7	89.4
-6. Not asked, unit nonresponse (no Post-election interview)	5.9	5.6	3.4	3.5	4.2	4.2
-7. Deleted due to partial (Post-election) interview	0.1	0.1	3.9	4.1	2.6	2.7
-8. Don't know	0.3	0.2	0.0	0.0	0.1	0.1
-9. Refused	0.0	0.0	0.0	0.1	0.0	0.0

postvote_hsprefnobc

Label: Whom does R prefer for U.S. House (no ballot card)
Position: Pre and Post-election survey, section-item no. 123.5-27.3
Description: Post registration, turnout, and vote choice
Question: Who did you prefer? Which party was that?
Universe: IF R DID NOT INDICATE IN THE PRE THAT R ALREADY VOTED: IF R IS NOT REGISTERED TO VOTE OR IF R IS REGISTERED TO VOTE AND DID NOT REPORT IN THE POST THAT R VOTED: IF R PREFERRED A CANDIDATE FOR U.S. HOUSE: IF IWR DOES NOT HAVE BALLOT CARD FOR REGISTRATION DISTRICT OR IF R INDICATED BALLOT CARD WRONG:
Logic: Ask if (POSTVOTE HSPREF=1 and POSTVOTE CKBCARD not in(1,2)) or POSTVOTE HSPREFNOBC=4, else skip.
Web Logic: Online, if response text does not include the text string 'dem' or 'rep', prompt: 'Did you include the political party of the candidate you prefer? If not, please include the party in your answer. Then click Next to continue.'
Source: Respondent

Unweighted Frequencies

	F2F	Web	Total
01. Ballot card not shown in error: <dem_hsurname>	2	0	2
81. Democrat (no ballot card)	9	2	11
82. Republican (no ballot card)	0	4	4
87. Other (no ballot card)- candidate not identified by major party	2	1	3
-1. Inapplicable	1916	3572	5488
-6. Not asked, unit nonresponse (no Post-election interview)	121	130	251
-7. Deleted due to partial (Post-election) interview	3	149	152
-8. Don't know	3	0	3
-9. Refused	0	2	2

Weighted Percentages						
	F2F		Web		Total	
	Raw	Weights	Raw	Weights	Raw	Weights
01. Ballot card not shown in error: <dem_hsenam>	0.1	0.0	0.0	0.0	0.0	0.0
81. Democrat (no ballot card)	0.4	0.2	0.1	0.1	0.2	0.1
82. Republican (no ballot card)	0.0	0.0	0.1	0.1	0.1	0.0
87. Other (no ballot card)- candidate not identified by major party	0.1	0.2	0.0	0.1	0.1	0.1
-1. Inapplicable	93.2	93.7	92.5	92.1	92.8	92.7
-6. Not asked, unit nonresponse (no Post-election interview)	5.9	5.6	3.4	3.5	4.2	4.2
-7. Deleted due to partial (Post-election) interview	0.1	0.1	3.9	4.1	2.6	2.7
-8. Don't know	0.1	0.1	0.0	0.0	0.1	0.0
-9. Refused	0.0	0.0	0.1	0.1	0.0	0.1

postvote_senhhstate

Label: POST: FTF ONLY: Senate election in state of residence

Unweighted Frequencies

	F2F	Web	Total
0. No Senate race in state of residence	498	0	498
1. Senate race in state of residence	1325	0	1325
-1. Inapplicable	109	3581	3690
-6. Not asked, unit nonresponse (no Post-election interview)	121	130	251
-7. Deleted due to partial (Post-election) interview	3	149	152

Weighted Percentages

	F2F		Web		Total	
	Raw	Weights	Raw	Weights	Raw	Weights
0. No Senate race in state of residence	24.2	18.4	0.0	0.0	8.4	6.4
1. Senate race in state of residence	64.4	70.5	0.0	0.0	22.4	24.5
-1. Inapplicable	5.3	5.4	92.8	92.4	62.4	62.2
-6. Not asked, unit nonresponse (no Post-election interview)	5.9	5.6	3.4	3.5	4.2	4.2
-7. Deleted due to partial (Post-election) interview	0.1	0.1	3.9	4.1	2.6	2.7

postvote_senregstate

Label: POST: FTF ONLY: Sen elctn reg state (R not reg at resid Pre or Post)

Unweighted Frequencies

	F2F	Web	Total
0. No Senate race- state of registration recorded in correct field	97	0	97
1. Senate race- state of registration recorded in correct field	176	0	176
3. No Senate race- state of registration not recorded in correct field	7	0	7
4. Senate race- state of registration not recorded in correct field	9	0	9
-1. Inapplicable	1620	3581	5201
-2. State of registration asked, not recorded	23	0	23
-6. Not asked, unit nonresponse (no Post-election interview)	121	130	251
-7. Deleted due to partial (Post-election) interview	3	149	152

	Weighted Percentages					
	F2F		Web		Total	
	Raw	Weights	Raw	Weights	Raw	Weights
0. No Senate race- state of registration recorded in correct field	4.7	2.4	0.0	0.0	1.6	0.8
1. Senate race- state of registration recorded in correct field	8.6	7.5	0.0	0.0	3.0	2.6
3. No Senate race- state of registration not recorded in correct field	0.3	0.1	0.0	0.0	0.1	0.0
4. Senate race- state of registration not recorded in correct field	0.4	0.5	0.0	0.0	0.2	0.2
-1. Inapplicable	78.8	83.0	92.8	92.4	87.9	89.2
-2. State of registration asked, not recorded	1.1	0.8	0.0	0.0	0.4	0.3
-6. Not asked, unit nonresponse (no Post-election interview)	5.9	5.6	3.4	3.5	4.2	4.2
-7. Deleted due to partial (Post-election) interview	0.1	0.1	3.9	4.1	2.6	2.7

postvote_votesen

Label: Did R vote for U.S. Senate
Position: Pre and Post-election survey, section-item no. 123.5-28
Description: Post registration, turnout, and vote choice
Question: How about the election for the United States Senate ? Did you vote for a candidate for the U.S. SENATE?
Universe: IF R DID NOT INDICATE IN THE PRE THAT R ALREADY VOTED: IF R IS REGISTERED TO VOTE: IF R REPORTED IN THE POST THAT R VOTED: IF A SENATE RACE WAS HELD IN REGISTRATION STATE: IF IWR HAS BALLOT CARD FOR REGISTRATION DISTRICT/ IF IWR DOES NOT HAVE CARD FOR REGISTRATION DISTRICT:
Logic: Ask if (POSTVOTE RVOTE=4 and (POSTVOTE REGIST=1 or PREVOTE REGIST=1 or (POSTVOTE REGIST =2 and POSTVOTE REGINCNTY = 1) or (PREVOTE REGIST =2 and PREVOTE REGINCNTY = 1)) and HHSTATE in(AZ,CA,CT,DE,FL,HI,IN,MA,MD,ME,MI,MN,MO,MS,MT,ND,NE,NJ,NM,NV,NY,OH,PA,RI,TN,TX,UT,VA,VT,WA,WI,WV,WY)) or (POSTVOTE RVOTE=4 and ((POSTVOTE REGIST =2 and POSTVOTE REGINCNTY <> 1 and POSTVOTE REGST in(AZ,CA,CT,DE,FL,HI,IN,MA,MD,ME,MI,MN,MO,MS,MT,ND,NE,NJ,NM,NV,NY,OH,PA,RI,TN,TX,UT,VA,VT,WA,WI,WV,WY,DK,RF)) or (PREVOTE REGIST =2 and PREVOTE REGINCNTY <> 1 and PREVOTE REGST in(AZ,CA,CT,DE,FL,HI,IN,MA,MD,ME,MI,MN,MO,MS,MT,ND,NE,NJ,NM,NV,NY,OH,PA,RI,TN,TX,UT,VA,VT,WA,WI,WV,WY,DK,RF)))), else skip. If POSTVOTE CKBCARD in(1,2) and POSTVOTE HSVOTEBC in(1,2,3,DK,RF) then the IWR is instructed to show the ballot card, else the IWR instruction is to not show the ballot card. If the ballot card is shown, the text of the onscreen interviewer instruction to show the ballot card will read 'BLUE' or 'PINK' appropriately; both ballot card color and the order of the major party candidate names on the ballot card will be determined by the value of variable 'ballotcolor': if ballotcolor=1 or BLUE all Democratic names will be listed first, and if ballotcolor=2 or PINK all Republican names will be listed first.
Source: Respondent

Unweighted Frequencies

	F2F	Web	Total
1. Yes, voted for Senate	836	1893	2729
2. No, didn't vote for Senate	66	167	233
-1. Inapplicable	1011	1520	2531
-4. Error- R said voted for Senate but no Sen race in reg state (not recorded correctly or error, no Ballot Card)	4	0	4
-6. Not asked, unit nonresponse (no Post-election interview)	121	130	251
-7. Deleted due to partial (Post-election) interview	3	149	152
-8. Don't know	14	0	14
-9. Refused	1	1	2

Weighted Percentages

	F2F		Web		Total	
	Raw	Weights	Raw	Weights	Raw	Weights
1. Yes, voted for Senate	40.7	48.7	49.0	45.1	46.1	46.4
2. No, didn't vote for Senate	3.2	2.7	4.3	4.9	3.9	4.1
-1. Inapplicable	49.2	42.2	39.4	42.4	42.8	42.3
-4. Error- R said voted for Senate but no Sen race in reg state (not recorded correctly or error, no Ballot Card)	0.2	0.1	0.0	0.0	0.1	0.0
-6. Not asked, unit nonresponse (no Post-election interview)	5.9	5.6	3.4	3.5	4.2	4.2
-7. Deleted due to partial (Post-election) interview	0.1	0.1	3.9	4.1	2.6	2.7
-8. Don't know	0.7	0.5	0.0	0.0	0.2	0.2

postvote_vtсенbc

Label: R's vote for U.S. Senate (ballot card)
 Position: Pre and Post-election survey, section-item no. 123.5-29
 Description: Post registration, turnout, and vote choice
 Question: Who did you vote for?
 Universe: IF R DID NOT INDICATE IN THE PRE THAT R ALREADY VOTED: IF R IS REGISTERED TO VOTE: IF R REPORTED IN THE POST THAT R VOTED: IF A SENATE RACE WAS HELD IN REGISTRATION STATE: IF R VOTED FOR U.S. SENATE: IF R VOTED FOR U.S. SENATE CANDIDATE: IF IWR HAS BALLOT CARD FOR REGISTRATION DISTRICT:
 Logic: Ask if POSTVOTE VOTESEN=1 and POSTVOTE CKBCARD in(1,2) and (PREVOTE HSVTBC in(1,2,3,5,DK,RF) or PREVOTE VOTEHS in(2,DK,RF)), else skip.
 Web Logic: Online, include small text box in place of **◆SPECIFY◆** at response option 5.
 Source: Respondent

Unweighted Frequencies

	F2F	Web	Total
1. <preload: dem_senname>	431	975	1406
2. <preload: rep_senname>	225	728	953
3. <preload: ind_senname>	0	9	9
5. Other candidate (SPECIFY)	3	25	28
-1. Inapplicable	1258	1837	3095
-6. Not asked, unit nonresponse (no Post-election interview)	121	130	251
-7. Deleted due to partial (Post-election) interview	3	149	152
-8. Don't know	10	0	10
-9. Refused	5	7	12

Weighted Percentages

	F2F		Web		Total	
	Raw	Weights	Raw	Weights	Raw	Weights
1. <preload: dem_senname>	21.0	21.9	25.3	22.1	23.8	22.0
2. <preload: rep_senname>	10.9	18.9	18.9	18.1	16.1	18.4
3. <preload: ind_senname>	0.0	0.0	0.2	0.2	0.2	0.1
5. Other candidate (SPECIFY)	0.1	0.2	0.6	0.7	0.5	0.5
-1. Inapplicable	61.2	52.7	47.6	51.1	52.3	51.7
-6. Not asked, unit nonresponse (no Post-election interview)	5.9	5.6	3.4	3.5	4.2	4.2
-7. Deleted due to partial (Post-election) interview	0.1	0.1	3.9	4.1	2.6	2.7
-8. Don't know	0.5	0.4	0.0	0.0	0.2	0.1
-9. Refused	0.2	0.2	0.2	0.2	0.2	0.2

postvote_vtsennobc

Label: R's vote for U.S. Senate (no ballot card)
 Position: Pre and Post-election survey, section-item no. 123.5-30
 Description: Post registration, turnout, and vote choice
 Question: Who did you vote for? Which party was that?
 Universe: IF R DID NOT INDICATE IN THE PRE THAT R ALREADY VOTED: IF R IS REGISTERED TO VOTE: IF R REPORTED IN THE POST THAT R VOTED: IF A SENATE RACE WAS HELD IN REGISTRATION STATE: IF R VOTED FOR U.S. SENATE CANDIDATE: IF IWR DOES NOT HAVE BALLOT CARD FOR REGISTRATION DISTRICT:
 Logic: Ask if POSTVOTE VOTESEN=1 and (POSTVOTE CKBCARD not in(1,2) or POSTVOTE HSVTBC=4), else skip.
 Web Logic: Online, if response text does not include the text string 'dem' or 'rep', prompt: 'Did you include the political party of the candidate you prefer? If not, please include the party in your answer. Then click Next to continue.'
 Source: Respondent

Unweighted Frequencies

	F2F	Web	Total
01. Ballot card not shown in error: <dem_senname>	60	0	60
02. Ballot card not shown in error: <rep_senname>	17	0	17
81. Democrat (no ballot card)	42	76	118
82. Republican (no ballot card)	21	65	86
87. Other (no ballot card)- candidate not identified by major party	3	2	5
-1. Inapplicable	1770	3432	5202
-6. Not asked, unit nonresponse (no Post-election interview)	121	130	251
-7. Deleted due to partial (Post-election) interview	3	149	152
-8. Don't know	17	4	21
-9. Refused	2	2	4

Weighted Percentages

	F2F		Web		Total	
	Raw	Weights	Raw	Weights	Raw	Weights
01. Ballot card not shown in error: <dem_senname>	2.9	2.2	0.0	0.0	1.0	0.8
02. Ballot card not shown in error: <rep_senname>	0.8	1.0	0.0	0.0	0.3	0.4
81. Democrat (no ballot card)	2.0	1.6	2.0	1.6	2.0	1.6
82. Republican (no ballot card)	1.0	1.6	1.7	2.0	1.5	1.8
87. Other (no ballot card)- candidate not identified by major party	0.1	0.3	0.1	0.0	0.1	0.1
-1. Inapplicable	86.1	87.1	88.9	88.7	87.9	88.1
-6. Not asked, unit nonresponse (no Post-election interview)	5.9	5.6	3.4	3.5	4.2	4.2
-7. Deleted due to partial (Post-election) interview	0.1	0.1	3.9	4.1	2.6	2.7
-8. Don't know	0.8	0.5	0.1	0.1	0.4	0.3
-9. Refused	0.1	0.0	0.1	0.0	0.1	0.0

postvote_senpref

Label: Does R prefer U.S. Senate candidate
Position: Pre and Post-election survey, section-item no. 123.5-33
Description: Post registration, turnout, and vote choice
Question: How about the election for the United States Senate? Did you prefer one of the candidates for the U.S. SENATE?
Universe: IF R DID NOT INDICATE IN THE PRE THAT R ALREADY VOTED: IF R NOT REGISTERED OR R REGISTERED TO VOTE AND DID NOT VOTE: IF A SENATE RACE WAS HELD IN REGISTRATION STATE: IF IWR HAS BALLOT CARD FOR REGISTRATION DISTRICT / IF IWR DOES NOT HAVE BALLOT CARD FOR REGISTRATION DISTRICT:
Logic: Ask if (POSTVOTE RVOTE in(1,2,3,DK,RF) and (POSTVOTE REGIST=1 or PREVOTE REGIST=1 or (POSTVOTE REGIST =2 and POSTVOTE REGINCNTY = 1) or (PREVOTE REGIST =2 and PREVOTE REGINCNTY = 1)) and HHSTATE in(AZ,CA,CT,DE,FL,HI,IN,MA,MD,ME,MI,MN,MO,MS,MT,ND,NE,NJ,NM,NV,NY,OH,PA,RI,TN,TX,UT,VA,VT,WA,WI,WV,WY)) or (POSTVOTE RVOTE in(1,2,3,DK,RF) and ((POSTVOTE REGIST =2 and POSTVOTE REGINCNTY <> 1 and POSTVOTE REGST in(AZ,CA,CT,DE,FL,HI,IN,MA,MD,ME,MI,MN,MO,MS,MT,ND,NE,NJ,NM,NV,NY,OH,PA,RI,TN,TX,UT,VA,VT,WA,WI,WV,WY,DK,RF)) or (PREVOTE REGIST =2 and PREVOTE REGINCNTY <> 1 and PREVOTE REGST in(AZ,CA,CT,DE,FL,HI,IN,MA,MD,ME,MI,MN,MO,MS,MT,ND,NE,NJ,NM,NV,NY,OH,PA,RI,TN,TX,UT,VA,VT,WA,WI,WV,WY,DK,RF)))) or (POSTVOTE REGIST in(3,DK,RF) and HHSTATE in(AZ,CA,CT,DE,FL,HI,IN,MA,MD,ME,MI,MN,MO,MS,MT,ND,NE,NJ,NM,NV,NY,OH,PA,RI,TN,TX,UT,VA,VT,WA,WI,WV,WY)), else skip. If POSTVOTE CKBCARD in(1,2) and POSTVOTE HSPREFBC in(1,2,3,DK,RF) then the IWR is instructed to show the ballot card, else the IWR instruction is to not show the ballot card. If the ballot card is shown, the text of the onscreen interviewer instruction to show the ballot card will read 'BLUE' or 'PINK' appropriately; both ballot card color and the order of the major party candidate names on the ballot card will be determined by the value of variable 'ballotcolor': if ballotcolor=1 or BLUE all Democratic names will be listed first, and if ballotcolor=2 or PINK all Republican names will be listed first.
Source: Respondent

Unweighted Frequencies

	F2F	Web	Total
1. Yes	115	35	150
2. No	276	158	434
-1. Inapplicable	1524	3332	4856
-4. Error; FTF: R said preferred Senate but no Sen race in reg state (not recorded correctly or error, no Ballot Card)	0	54	54
-6. Not asked, unit nonresponse (no Post-election interview)	121	130	251
-7. Deleted due to partial (Post-election) interview	3	149	152
-8. Don't know	17	0	17
-9. Refused	0	2	2

Weighted Percentages

	F2F		Web		Total	
	Raw	Weights	Raw	Weights	Raw	Weights
1. Yes	5.6	6.1	0.9	1.2	2.5	2.9
2. No	13.4	11.9	4.1	5.0	7.3	7.4
-1. Inapplicable	74.1	75.8	86.3	84.5	82.1	81.4
-4. Error; FTF: R said preferred Senate but no Sen race in reg state (not recorded correctly or error, no Ballot Card)	0.0	0.0	1.4	1.7	0.9	1.1
-6. Not asked, unit nonresponse (no Post-election interview)	5.9	5.6	3.4	3.5	4.2	4.2
-7. Deleted due to partial (Post-election) interview	0.1	0.1	3.9	4.1	2.6	2.7
-8. Don't know	0.8	0.5	0.0	0.0	0.3	0.2
-9. Refused	0.0	0.0	0.1	0.1	0.0	0.0

postvote_senprefbc

Label: Whom does R prefer for U.S. Senate
 Position: Pre and Post-election survey, section-item no. 123.5-34
 Description: Post registration, turnout, and vote choice
 Question: Who did you prefer?
 Universe: IF R DID NOT INDICATE IN THE PRE THAT R ALREADY VOTED: IF R IS NOT REGISTERED TO VOTE OR IF R IS REGISTERED TO VOTE AND DID NOT REPORT IN THE POST THAT R VOTED: IF A SENATE RACE WAS HELD IN R'S CURRENT STATE: IF R PREFERRED A CANDIDATE FOR THE U.S. SENATE: IF IWR HAS BALLOT CARD FOR REGISTRATION DISTRICT:
 Logic: Ask if POSTVOTE SENPREF=1 and POSTVOTE CKBCARD in(1,2) and (POSTVOTE HSPREFBC in(1,2,3,5,DK,RF) or POSTVOTE HSPREF in(2,DK,RF)), else skip.
 Web Logic: Online, include small text box in place of **SPECIFY** at response option 5.
 Source: Respondent

Unweighted Frequencies

	F2F	Web	Total
1. <preload: dem_senname>	68	14	82
2. <preload: rep_senname>	31	14	45
3. <preload: ind_senname>	0	1	1
5. Other candidate (SPECIFY)	1	3	4
-1. Inapplicable	1832	3500	5332
-4. Error	0	49	49
-6. Not asked, unit nonresponse (no Post-election interview)	121	130	251
-7. Deleted due to partial (Post-election) interview	3	149	152

Weighted Percentages						
	F2F		Web		Total	
	Raw	Weights	Raw	Weights	Raw	Weights
1. <preload: dem_senname>	3.3	3.4	0.4	0.4	1.4	1.5
2. <preload: rep_senname>	1.5	2.0	0.4	0.5	0.8	1.0
3. <preload: ind_senname>	0.0	0.0	0.0	0.1	0.0	0.1
5. Other candidate (SPECIFY)	0.0	0.1	0.1	0.0	0.1	0.1
-1. Inapplicable	89.1	88.8	90.7	89.8	90.1	89.5
-4. Error	0.0	0.0	1.3	1.6	0.8	1.0
-6. Not asked, unit nonresponse (no Post-election interview)	5.9	5.6	3.4	3.5	4.2	4.2
-7. Deleted due to partial (Post-election) interview	0.1	0.1	3.9	4.1	2.6	2.7

postvote_senprefnobc

Label: Whom does R prefer for U.S. Senate
 Position: Pre and Post-election survey, section-item no. 123.5-34.3
 Description: Post registration, turnout, and vote choice
 Question: Who did you prefer? Which party was that?
 Universe: IF R DID NOT INDICATE IN THE PRE THAT R ALREADY VOTED: IF R IS NOT REGISTERED TO VOTE OR IF R IS REGISTERED TO VOTE AND DID NOT REPORT IN THE POST THAT R VOTED: IF A SENATE RACE WAS HELD IN R'S CURRENT STATE: IF R PREFERRED A CANDIDATE FOR THE U.S. SENATE: IF IWR DOES NOT HAVE BALLOT CARD FOR REGISTRATION DISTRICT:
 Logic: Ask if POSTVOTE SENPREF=1 and (POSTVOTE CKBCARD not in(1,2) or PREVOTE HSPREFNOBC=4), else skip.
 Web Logic: Online, if response text does not include the text string 'dem' or 'rep', prompt: 'Did you include the political party of the candidate you prefer? If not, please include the party in your answer. Then click Next to continue.'
 Source: Respondent

Unweighted Frequencies

	F2F	Web	Total
01. Ballot card not shown in error: <dem_senname>	3	0	3
02. Ballot card not shown in error: <rep_senname>	1	0	1
81. Democrat (no ballot card)	6	0	6
82. Republican (no ballot card)	0	1	1
87. Other (no ballot card)- candidate not identified by major party	4	1	5
-1. Inapplicable	1917	3573	5490
-6. Not asked, unit nonresponse (no Post-election interview)	121	130	251
-7. Deleted due to partial (Post-election) interview	3	149	152
-8. Don't know	1	0	1
-9. Refused	0	6	6

	Weighted Percentages					
	F2F		Web		Total	
	Raw	Weights	Raw	Weights	Raw	Weights
01. Ballot card not shown in error: <dem_sename>	0.1	0.2	0.0	0.0	0.1	0.1
81. Democrat (no ballot card)	0.3	0.2	0.0	0.0	0.1	0.1
87. Other (no ballot card)- candidate not identified by major party	0.2	0.2	0.0	0.1	0.1	0.1
-1. Inapplicable	93.2	93.6	92.6	92.2	92.8	92.7
-6. Not asked, unit nonresponse (no Post-election interview)	5.9	5.6	3.4	3.5	4.2	4.2
-7. Deleted due to partial (Post-election) interview	0.1	0.1	3.9	4.1	2.6	2.7
-9. Refused	0.0	0.0	0.2	0.2	0.1	0.1

postvote_govhhstate

Label: POST: FTF ONLY: Gubernatorial election in state of residence

Unweighted Frequencies

	F2F	Web	Total
0. No Governor race in state of residence	1600	0	1600
1. Governor race in state of residence	223	0	223
-1. Inapplicable	109	3581	3690
-6. Not asked, unit nonresponse (no Post-election interview)	121	130	251
-7. Deleted due to partial (Post-election) interview	3	149	152

Weighted Percentages

	F2F		Web		Total	
	Raw	Weights	Raw	Weights	Raw	Weights
0. No Governor race in state of residence	77.8	77.0	0.0	0.0	27.0	26.8
1. Governor race in state of residence	10.8	11.8	0.0	0.0	3.8	4.1
-1. Inapplicable	5.3	5.4	92.8	92.4	62.4	62.2
-6. Not asked, unit nonresponse (no Post-election interview)	5.9	5.6	3.4	3.5	4.2	4.2
-7. Deleted due to partial (Post-election) interview	0.1	0.1	3.9	4.1	2.6	2.7

postvote_govregstate

Label: POST: FTF ONLY: Gov elctn reg state (R not reg at resid Pre or Post)

Unweighted Frequencies

	F2F	Web	Total
0. No Governor race- state of registration recorded in correct field	237	0	237
1. Governor race- state of registration recorded in correct field	36	0	36
3. No Governor race- state of registration not recorded in correct field	16	0	16
-1. Inapplicable	1620	3581	5201
-2. State of registration asked, not recorded	23	0	23
-6. Not asked, unit nonresponse (no Post-election interview)	121	130	251
-7. Deleted due to partial (Post-election) interview	3	149	152

	Weighted Percentages					
	F2F		Web		Total	
	Raw	Weights	Raw	Weights	Raw	Weights
0. No Governor race- state of registration recorded in correct field	11.5	8.4	0.0	0.0	4.0	2.9
1. Governor race- state of registration recorded in correct field	1.8	1.5	0.0	0.0	0.6	0.5
3. No Governor race- state of registration not recorded in correct field	0.8	0.6	0.0	0.0	0.3	0.2
-1. Inapplicable	78.8	83.0	92.8	92.4	87.9	89.2
-2. State of registration asked, not recorded	1.1	0.8	0.0	0.0	0.4	0.3
-6. Not asked, unit nonresponse (no Post-election interview)	5.9	5.6	3.4	3.5	4.2	4.2
-7. Deleted due to partial (Post-election) interview	0.1	0.1	3.9	4.1	2.6	2.7

postvote_vote gov

Label: Did R vote for governor
Position: Pre and Post-election survey, section-item no. 123.5-35
Description: Post registration, turnout, and vote choice
Question: How about the election for governor ? Did you vote for a candidate for GOVERNOR?
Universe: IF R DID NOT INDICATE IN THE PRE THAT R ALREADY VOTED: IF R IS REGISTERED TO VOTE: IF R REPORTED IN THE POST THAT R VOTED: IF A GUBERNATORIAL RACE WAS HELD IN REGISTRATION STATE: IF IWR HAS BALLOT CARD FOR REGISTRATION DISTRICT/ IF IWR DOES NOT HAVE CARD FOR REGISTRATION DISTRICT:
Logic: Ask if (POSTVOTE RVOTE=4 and (POSTVOTE REGIST=1 or PREVOTE REGIST=1 or (POSTVOTE REGIST =2 and POSTVOTE REGINCNTY = 1) or (PREVOTE REGIST =2 and PREVOTE REGINCNTY = 1)) and HHSTATE in(DE,IN,MO,MT,NC,ND,NH,UT,VT,WA,WV)) or (POSTVOTE RVOTE=4 and ((POSTVOTE REGIST =2 and POSTVOTE REGINCNTY <> 1 and POSTVOTE REGST in(DE,IN,MO,MT,NC,ND,NH, UT,VT,WA,WV,DK,RF)) or (PREVOTE REGIST =2 and PREVOTE REGINCNTY <> 1 and PREVOTE REGST in(DE,IN,MO,MT,NC,ND,NH, UT,VT,WA,WV,DK,RF)))), else skip. If POSTVOTE CKBCARD in(1,2) and POSTVOTE HSVOTEBC in(1,2,3,DK,RF) then the IWR is instructed to show the ballot card, else the IWR instruction is to not show the ballot card. If the ballot card is shown, the text of the onscreen interviewer instruction to show the ballot card will read 'BLUE' or 'PINK' appropriately; both ballot card color and the order of the major party candidate names on the ballot card will be determined by the value of variable 'ballotcolor': if ballotcolor=1 or BLUE all Democratic names will be listed first, and if ballotcolor=2 or PINK all Republican names will be listed first.
Source: Respondent

Unweighted Frequencies

	F2F	Web	Total
1. Yes, voted for governor	157	348	505
2. No, didn't vote for governor	13	22	35
-1. Inapplicable	1757	3211	4968
-4. Error- R said voted for Governor but no Gov race in reg state (not recorded correctly or error, no Ballot Card)	4	0	4
-6. Not asked, unit nonresponse (no Post-election interview)	121	130	251
-7. Deleted due to partial (Post-election) interview	3	149	152
-8. Don't know	1	0	1

Weighted Percentages

	F2F		Web		Total	
	Raw	Weights	Raw	Weights	Raw	Weights
1. Yes, voted for governor	7.6	9.3	9.0	8.8	8.5	9.0
2. No, didn't vote for governor	0.6	0.3	0.6	0.8	0.6	0.6
-1. Inapplicable	85.5	84.6	83.2	82.8	84.0	83.4
-4. Error- R said voted for Governor but no Gov race in reg state (not recorded correctly or error, no Ballot Card)	0.2	0.0	0.0	0.0	0.1	0.0
-6. Not asked, unit nonresponse (no Post-election interview)	5.9	5.6	3.4	3.5	4.2	4.2
-7. Deleted due to partial (Post-election) interview	0.1	0.1	3.9	4.1	2.6	2.7

postvote_vtgovbc

Label: R's vote for governor(ballot card)
 Position: Pre and Post-election survey, section-item no. 123.5-36
 Description: Post registration, turnout, and vote choice
 Question: Who did you vote for?
 Universe: IF R DID NOT INDICATE IN THE PRE THAT R ALREADY VOTED: IF R IS REGISTERED TO VOTE: IF R REPORTED IN THE POST THAT R VOTED: IF A GUBERNATORIAL RACE WAS HELD IN REGISTRATION STATE: IF R VOTED FOR GUBERNATORIAL CANDIDATE: IF IWR HAS BALLOT CARD FOR REGISTRATION DISTRICT:
 Logic: Ask if POSTVOTE VOTESGOV=1 and POSTVOTE CKBCARD in(1,2) and (POSTVOTE HSVTBC in(1,2,3,5,DK,RF) or POSTVOTE VOTEHS in(2,DK,RF)), else skip.
 Web Logic: Online, include small text box in place of **SPECIFY** at response option 5.
 Source: Respondent

Unweighted Frequencies

	F2F	Web	Total
1. <preload: dem_govname>	73	159	232
2. <preload: rep_govname>	37	150	187
5. Other candidate (SPECIFY)	0	5	5
-1. Inapplicable	1819	3265	5084
-6. Not asked, unit nonresponse (no Post-election interview)	121	130	251
-7. Deleted due to partial (Post-election) interview	3	149	152
-8. Don't know	2	0	2
-9. Refused	1	2	3

Weighted Percentages

	F2F		Web		Total	
	Raw	Weights	Raw	Weights	Raw	Weights
1. <preload: dem_govname>	3.6	3.6	4.1	4.0	3.9	3.9
2. <preload: rep_govname>	1.8	3.2	3.9	3.7	3.2	3.5
5. Other candidate (SPECIFY)	0.0	0.0	0.1	0.2	0.1	0.1
-1. Inapplicable	88.5	87.3	84.6	84.6	85.9	85.5
-6. Not asked, unit nonresponse (no Post-election interview)	5.9	5.6	3.4	3.5	4.2	4.2
-7. Deleted due to partial (Post-election) interview	0.1	0.1	3.9	4.1	2.6	2.7
-8. Don't know	0.1	0.0	0.0	0.0	0.0	0.0
-9. Refused	0.0	0.1	0.1	0.0	0.1	0.0

postvote_vtgovnbc

Label: R's vote for governor (no ballot card)
 Position: Pre and Post-election survey, section-item no. 123.5-37
 Description: Post registration, turnout, and vote choice
 Question: Who did you vote for? Which party was that?
 Universe: IF R DID NOT INDICATE IN THE PRE THAT R ALREADY VOTED: IF R IS REGISTERED TO VOTE: IF R REPORTED IN THE POST THAT R VOTED: IF A GUBERNATORIAL RACE WAS HELD IN REGISTRATION STATE: IF R VOTED FOR GUBERNATORIAL CANDIDATE: IF IWR DOES NOT HAVE BALLOT CARD FOR REGISTRATION DISTRICT:
 Logic: Ask if POSTVOTE VOTESGOV=1 and (POSTVOTE CKBCARD not in(1,2) or POSTVOTE HSVTBC=4), else skip.
 Web Logic: Online, if response text does not include the text string 'dem' or 'rep', prompt: 'Did you include the political party of the candidate you prefer? If not, please include the party in your answer. Then click Next to continue.'
 Source: Respondent

Unweighted Frequencies

	F2F	Web	Total
01. Ballot card not shown in error: <dem_govname>	6	0	6
02. Ballot card not shown in error: <rep_govname>	2	0	2
05. Ballot card not shown in error: other name	1	0	1
81. Democrat (no ballot card)	16	19	35
82. Republican (no ballot card)	3	12	15
87. Other (no ballot card)- candidate not identified by major party	14	0	14
-1. Inapplicable	1888	3549	5437
-6. Not asked, unit nonresponse (no Post-election interview)	121	130	251
-7. Deleted due to partial (Post-election) interview	3	149	152
-8. Don't know	2	0	2
-9. Refused	0	1	1

	Weighted Percentages					
	F2F		Web		Total	
	Raw	Weights	Raw	Weights	Raw	Weights
01. Ballot card not shown in error: <dem_govname>	0.3	0.1	0.0	0.0	0.1	0.0
02. Ballot card not shown in error: <rep_govname>	0.1	0.0	0.0	0.0	0.0	0.0
81. Democrat (no ballot card)	0.8	0.5	0.5	0.5	0.6	0.5
82. Republican (no ballot card)	0.1	0.4	0.3	0.4	0.3	0.4
87. Other (no ballot card)- candidate not identified by major party	0.7	1.1	0.0	0.0	0.2	0.4
-1. Inapplicable	91.8	91.9	91.9	91.5	91.9	91.6
-6. Not asked, unit nonresponse (no Post-election interview)	5.9	5.6	3.4	3.5	4.2	4.2
-7. Deleted due to partial (Post-election) interview	0.1	0.1	3.9	4.1	2.6	2.7
-8. Don't know	0.1	0.1	0.0	0.0	0.0	0.1

postvote_govpref

Label: Does R prefer gubernatorial candidate
Position: Pre and Post-election survey, section-item no. 123.5-40
Description: Post registration, turnout, and vote choice
Question: How about the election for governor? Did you prefer one of the candidates for GOVERNOR?
Universe: IF R DID NOT INDICATE IN THE PRE THAT R ALREADY VOTED: IF R IS NOT REGISTERED TO VOTE OR IF R IS REGISTERED AND R DID NOT VOTE: IF A GUBERNATORIAL RACE WAS HELD IN REGISTRATION STATE: IF IWR HAS BALLOT CARD FOR REGISTRATION DISTRICT / IF IWR DOES NOT HAVE BALLOT CARD FOR REGISTRATION DISTRICT:
Logic: Ask if (POSTVOTE RVOTE in(1,2,3,DK,RF) and (POSTVOTE REGIST=1 or PREVOTE REGIST=1 or (POSTVOTE REGIST =2 and POSTVOTE REGINCNTY = 1) or (PREVOTE REGIST =2 and PREVOTE REGINCNTY = 1)) and HHSTATE in(DE,IN,MO,MT,NC,ND,NH,UT,VT,WA,WV)) or (POSTVOTE RVOTE in(1,2,3,DK,RF) and ((POSTVOTE REGIST =2 and POSTVOTE REGINCNTY <> 1 and POSTVOTE REGST in(DE,IN,MO,MT,NC,ND,NH, UT,VT,WA,WV)) or (PREVOTE REGIST =2 and PREVOTE REGINCNTY <> 1 and PREVOTE REGST in(DE,IN,MO,MT,NC,ND,NH,UT,VT,WA,WV)))) or (POSTVOTE REGIST in(3,DK,RF) and HHSTATE in(DE,IN,MO,MT,NC,ND,NH,UT,VT,WA,WV)), else skip. If POSTVOTE CKBCARD in(1,2) and POSTVOTE HSPREFBC in(1,2,3,DK,RF) then the IWR is instructed to show the ballot card, else the IWR instruction is to not show the ballot card. If the ballot card is shown, the text of the onscreen interviewer instruction to show the ballot card will read 'BLUE' or 'PINK' appropriately; both ballot card color and the order of the major party candidate names on the ballot card will be determined by the value of variable 'ballotcolor': if ballotcolor=1 or BLUE all Democratic names will be listed first, and if ballotcolor=2 or PINK all Republican names will be listed first.
Source: Respondent

Unweighted Frequencies

	F2F	Web	Total
1. Yes	25	0	25
2. No	43	0	43
-1. Inapplicable	1862	3420	5282
-4. Error- R said preferred Governor but no Gov race in reg state (not recorded correctly or error, no Ballot Card)	0	161	161
-6. Not asked, unit nonresponse (no Post-election interview)	121	130	251
-7. Deleted due to partial (Post-election) interview	3	149	152
-8. Don't know	2	0	2

Weighted Percentages

	F2F		Web		Total	
	Raw	Weights	Raw	Weights	Raw	Weights
1. Yes	1.2	1.1	0.0	0.0	0.4	0.4
2. No	2.1	1.8	0.0	0.0	0.7	0.6
-1. Inapplicable	90.6	91.2	88.6	87.5	89.3	88.8
-4. Error- R said preferred Governor but no Gov race in reg state (not recorded correctly or error, no Ballot Card)	0.0	0.0	4.2	5.0	2.7	3.3
-6. Not asked, unit nonresponse (no Post-election interview)	5.9	5.6	3.4	3.5	4.2	4.2
-7. Deleted due to partial (Post-election) interview	0.1	0.1	3.9	4.1	2.6	2.7
-8. Don't know	0.1	0.1	0.0	0.0	0.0	0.0

postvote_govprefbc

Label: Whom does R prefer for governor
 Position: Pre and Post-election survey, section-item no. 123.5-41
 Description: Post registration, turnout, and vote choice
 Question: Who did you prefer?
 Universe: IF R DID NOT INDICATE IN THE PRE THAT R ALREADY VOTED: IF R IS NOT REGISTERED TO VOTE OR IF R IS REGISTERED AND R DID NOT VOTE: IF A GUBERNATORIAL RACE WAS HELD IN REGISTRATION STATE: IF R PREFERRED A GUBERNATORIAL CANDIDATE: IF IWR HAS BALLOT CARD FOR REGISTRATION DISTRICT
 Logic: Ask if POSTVOTE GOVPREF=1 and POSTVOTE CKBCARD in(1,2) and (POSTVOTE HSPREFBC in(1,2,3,5,DK,RF) or POSTVOTE HSPREF in(2,DK,RF)), else skip.
 Web Logic: Online, include small text box in place of **SPECIFY** at response option 5.
 Source: Respondent

Unweighted Frequencies

	F2F	Web	Total
1. <preload: dem_govname>	8	0	8
2. <preload: rep_govname>	9	0	9
-1. Inapplicable	1914	3437	5351
-4. Error	0	144	144
-6. Not asked, unit nonresponse (no Post-election interview)	121	130	251
-7. Deleted due to partial (Post-election) interview	3	149	152
-8. Don't know	1	0	1

Weighted Percentages						
	F2F		Web		Total	
	Raw	Weights	Raw	Weights	Raw	Weights
1. <preload: dem_govname>	0.4	0.3	0.0	0.0	0.1	0.1
2. <preload: rep_govname>	0.4	0.5	0.0	0.0	0.2	0.2
-1. Inapplicable	93.1	93.4	89.0	88.0	90.4	89.9
-4. Error	0.0	0.0	3.7	4.5	2.4	2.9
-6. Not asked, unit nonresponse (no Post-election interview)	5.9	5.6	3.4	3.5	4.2	4.2
-7. Deleted due to partial (Post-election) interview	0.1	0.1	3.9	4.1	2.6	2.7

postvote_govprefnbc

Label: Whom does R prefer for governor
 Position: Pre and Post-election survey, section-item no. 123.5-41.3
 Description: Post registration, turnout, and vote choice
 Question: Who did you prefer? Which party was that?
 Universe: IF R DID NOT INDICATE IN THE PRE THAT R ALREADY VOTED: IF R IS NOT REGISTERED TO VOTE OR IF R IS REGISTERED AND R DID NOT VOTE: IF A GUBERNATORIAL RACE WAS HELD IN REGISTRATION STATE: IF R PREFERRED A GUBERNATORIAL CANDIDATE: IF IWR DOES NOT HAVE BALLOT CARD FOR REGISTRATION DISTRICT
 Logic: Ask if POSTVOTE GOVPREF=1 and (POSTVOTE CKBCARD not in(1,2) or POSTVOTE HSPREFBC=4), else skip.
 Web Logic: Online, if response text does not include the text string 'dem' or 'rep', prompt: 'Did you include the political party of the candidate you prefer? If not, please include the party in your answer. Then click Next to continue.'
 Source: Respondent

Unweighted Frequencies

	F2F	Web	Total
02. Ballot card not shown in error: <rep_govname>	1	0	1
81. Democrat (no ballot card)	4	0	4
82. Republican (no ballot card)	1	0	1
87. Other (no ballot card)- candidate not identified by major party	1	0	1
-1. Inapplicable	1925	3581	5506
-6. Not asked, unit nonresponse (no Post-election interview)	121	130	251
-7. Deleted due to partial (Post-election) interview	3	149	152

	Weighted Percentages					
	F2F		Web		Total	
	Raw	Weights	Raw	Weights	Raw	Weights
02. Ballot card not shown in error: <rep_govname>	0.0	0.1	0.0	0.0	0.0	0.0
81. Democrat (no ballot card)	0.2	0.1	0.0	0.0	0.1	0.0
82. Republican (no ballot card)	0.0	0.1	0.0	0.0	0.0	0.0
-1. Inapplicable	93.6	94.0	92.8	92.4	93.1	93.0
-6. Not asked, unit nonresponse (no Post-election interview)	5.9	5.6	3.4	3.5	4.2	4.2
-7. Deleted due to partial (Post-election) interview	0.1	0.1	3.9	4.1	2.6	2.7

ptywom_bettrpty

Label: Party does better job for the interests of women
Position: Post election survey, section-item no. 124.8-1
Description: Better Party for women
Question: Which party do you think does a better job looking out for the interests of women? [The Democratic Party, the Republican Party / The Republican party, the Democratic Party], or do both parties do an equally good or bad job?
Randomization: Order of parties in question text
Logic: Respondents should be randomly assigned to have either 'The Democratic Party, the Republican Party' or 'The Republican Party, the Democratic Party' loaded. The order of response options should match the order in the text (code 3 always last).
Source: Respondent

Unweighted Frequencies

	F2F	Web	Total
1. Democratic Party	1069	1660	2729
2. Republican Party	128	537	665
3. Both parties do an equally good or bad job	632	1366	1998
-6. Not asked, unit nonresponse (no Post-election interview)	121	130	251
-7. Deleted due to partial (Post-election) interview	3	149	152
-8. Don't know	99	0	99
-9. Refused	4	18	22

Weighted Percentages

	F2F		Web		Total	
	Raw	Weights	Raw	Weights	Raw	Weights
1. Democratic Party	52.0	44.5	43.0	41.0	46.1	42.2
2. Republican Party	6.2	8.5	13.9	14.8	11.2	12.6
3. Both parties do an equally good or bad job	30.7	36.0	35.4	36.0	33.8	36.0
-6. Not asked, unit nonresponse (no Post-election interview)	5.9	5.6	3.4	3.5	4.2	4.2
-7. Deleted due to partial (Post-election) interview	0.1	0.1	3.9	4.1	2.6	2.7
-8. Don't know	4.8	5.2	0.0	0.0	1.7	1.8
-9. Refused	0.2	0.1	0.5	0.7	0.4	0.5

ofcrec_speaker_txt

Label: POST: Office recognition: Speaker of the House Boehner

1718 unique outcomes. 10 most frequently appearing outcomes:

Unweighted Frequencies

	<u>Count</u>
Speaker of the House	576
speaker of the house	410
<NULL>	403
DK	353
dk	262
Speaker of the house	172
don't know	136
-7 Refused	129
dont know	124
Don't know	<u>77</u>

ofcrec_speakerpr

Label: FTF ONLY: Office recognition probe: Speaker of the House Boehner
Position: Post election survey, section-item no. 124.9-3
Description: Political knowledge: office recognition
Question: INTERVIEWER CHECKPOINT: WAS 'BEST GUESS' PROBE USED?
Source: IWR

5 unique outcomes.

Unweighted Frequencies

	Count
1	1186
5	746
-1	3581
-6	251
-7	152

ofcrec_vp_txt

Label: POST: Office recognition: Vice-President Biden

876 unique outcomes. 10 most frequently appearing outcomes:

Unweighted Frequencies

	<u>Count</u>
Vice President	1378
vice president	1118
<NULL>	403
VP	329
Vice president	260
vp	214
VICE PRESIDENT	117
DK	111
dk	105
vice pres	<u>80</u>

ofcrec_vppr

Label: FTF ONLY: Office recognition probe: Vice-President Biden
Position: Post election survey, section-item no. 124.9-5
Description: Political knowledge: office recognition
Question: INTERVIEWER CHECKPOINT: WAS 'BEST GUESS' PROBE USED?
Source: IWR

5 unique outcomes.

Unweighted Frequencies

	Count
1	521
5	1411
-1	3581
-6	251
-7	152

ofcrec_pmuk_txt

Label: POST: Office recognition: Prime Minister of UK Cameron

1403 unique outcomes. 10 most frequently appearing outcomes:

Unweighted Frequencies

	<u>Count</u>
DK	546
<NULL>	403
dk	380
don't know	345
dont know	224
Don't know	219
?	203
not sure	163
-7 Refused	160
British Prime Minister	<u>90</u>

ofcrec_pmukpr

Label: FTF ONLY: Office recognition probe: Prime Minister of UK Cameron
Position: Post election survey, section-item no. 124.9-7
Description: Political knowledge: office recognition
Question: INTERVIEWER CHECKPOINT: WAS 'BEST GUESS' PROBE USED?
Source: IWR

5 unique outcomes.

Unweighted Frequencies

	Count
1	1443
5	489
-1	3581
-6	251
-7	152

ofcrec_cj_txt

Label: POST: Office recognition: US Supreme Ct Chief Justice Roberts

1403 unique outcomes. 10 most frequently appearing outcomes:

Unweighted Frequencies

	<u>Count</u>
DK	473
<NULL>	403
dk	348
don't know	279
?	185
dont know	183
Chief Justice	160
-7 Refused	157
Don't know	149
Chief Justice of the Supreme Court	<u>127</u>

ofcrec_cjpr

Label: FTF ONLY: Office recognition probe: US Supreme Ct Chief Justice
 Position: Post election survey, section-item no. 124.9-9
 Description: Political knowledge: office recognition
 Question: INTERVIEWER CHECKPOINT: WAS 'BEST GUESS' PROBE USED?
 Source: IWR

Unweighted Frequencies

	F2F	Web	Total
1. Yes	1298	0	1298
5. No	634	0	634
-1. Inapplicable	0	3581	3581
-6. Not asked, unit nonresponse (no Post-election interview)	121	130	251
-7. Deleted due to partial (Post-election) interview	3	149	152

Weighted Percentages

	F2F		Web		Total	
	Raw	Weights	Raw	Weights	Raw	Weights
1. Yes	63.1	61.3	0.0	0.0	21.9	21.3
5. No	30.8	33.0	0.0	0.0	10.7	11.5
-1. Inapplicable	0.0	0.0	92.8	92.4	60.5	60.3
-6. Not asked, unit nonresponse (no Post-election interview)	5.9	5.6	3.4	3.5	4.2	4.2
-7. Deleted due to partial (Post-election) interview	0.1	0.1	3.9	4.1	2.6	2.7

ftpo_pres

Label: Feeling thermometer: Democratic Presidential candidate
Position: Pre and Post-election survey, section-item no. 125-2
Description: Post individual political figure thermometers
Question: Looking at page [preload:postpg c] of the booklet. How would you rate: [preload: DEM PCNAME]
Randomization: Order of Presidential cand
Logic: Randomize the order of the Democratic Presidential candidate and Republican Presidential candidate thermometers (as 1st and 2nd thermometers). Load the preloaded name of the Democratic Presidential candidate.
Web Logic: Online: omit 'Looking at page [preload:postpg c] of the booklet.' Display feeling thermometer graphic on screen.
Source: Respondent

81 unique outcomes. 10 most frequently appearing outcomes:

Unweighted Frequencies

	Count
100	1156
85	837
0	664
70	486
60	384
15	321
40	311
30	295
50	290
-6	251

ftpo_rpc

Label: Feeling thermometer: Republican Presidential candidate
Position: Pre and Post-election survey, section-item no. 125-4
Description: Post individual political figure thermometers
Question: Looking at page [preload:postpg c] of the booklet. How would you rate: [preload: REP PCNAME]
Randomization: Order of Presidential cand
Logic: Load the preloaded name of the Republican Presidential candidate.
Web Logic: Online: omit 'Looking at page [preload:postpg c] of the booklet.'
Display feeling thermometer graphic on screen.
Source: Respondent

72 unique outcomes. 10 most frequently appearing outcomes:

Unweighted Frequencies

	Count
0	804
50	718
15	522
85	520
40	519
30	508
70	505
60	489
-6	251
100	251

ftpo_rpcsp

Label: Feeling thermometer: spouse of Republican Presidential cand
Position: Post election survey, section-item no. 125-5
Description: Post individual political figure thermometers
Question: (Looking at page [preload:postpg c] of the booklet.) (How would you rate:) [preload: RPC SPNAME]
Randomization: Order of names after Presidential candidates
Logic: Load the preloaded name of the spouse of the Republican Presidential candidate. Randomize the order of names after the Presidential candidates.
Web Logic: Online: omit 'Looking at page [preload:postpg c] of the booklet.' Display feeling thermometer graphic on screen.
Source: Respondent

62 unique outcomes. 10 most frequently appearing outcomes:

Unweighted Frequencies

	Count
50	1750
0	470
70	461
85	452
60	447
100	342
30	316
40	287
15	280
-6	251

ftpo_dpcsp

Label: Feeling thermometer: spouse of Democratic Presidential cand
Position: Post election survey, section-item no. 125-6
Description: Post individual political figure thermometers
Question: (Looking at page [preload:postpg c] of the booklet.) (How would you rate:) [preload: DPC SPNAME]
Randomization: Order of names after Presidential candidates
Logic: Load the preloaded name of the spouse of the Democratic Presidential candidate.
Web Logic: Online: omit 'Looking at page [preload:postpg c] of the booklet.'
Display feeling thermometer graphic on screen.
Source: Respondent

60 unique outcomes. 10 most frequently appearing outcomes:

Unweighted Frequencies

	Count
100	1388
85	806
50	589
70	480
0	476
60	410
-6	251
30	240
15	217
40	192

ftpo_hdc

Label: Feeling thermometer: HOUSE DEMOCRATIC CANDIDATE
Position: Post election survey, section-item no. 125-7
Description: Post individual political figure thermometers
Question: (Looking at page [preload:postpg c] of the booklet.) (How would you rate:) [preload: DEM HSENAME]
Randomization: Order of names after Presidential candidates
Universe: IF DEMOCRATIC CANDIDATE IN U.S. HOUSE RACE IN R'S CURRENT DISTRICT:
Logic: Ask if preloaded Democratic House Candidate name is not null or blank, else skip. Load the preloaded name of the Democratic House candidate.
Web Logic: Online: omit 'Looking at page [preload:postpg c] of the booklet.'
Display feeling thermometer graphic on screen.
Source: Respondent

60 unique outcomes. 10 most frequently appearing outcomes:

Unweighted Frequencies

	Count
50	1508
-1	623
-2	495
70	468
60	420
85	388
0	259
-6	251
100	207
-9	204

ftpo_hrc

Label: Feeling thermometer: HOUSE REPUBLICAN CANDIDATE
Position: Post election survey, section-item no. 125-8
Description: Post individual political figure thermometers
Question: (Looking at page [preload:postpg c] of the booklet.) (How would you rate:) [preload: REP HSENAME]
Randomization: Order of names after Presidential candidates
Universe: IF REPUBLICAN CANDIDATE IN U.S. HOUSE RACE IN R'S CURRENT DISTRICT:
Logic: Ask if preloaded Republican House Candidate name is not null or blank, else skip. Load the preloaded name of the Republican House candidate.
Web Logic: Online: omit 'Looking at page [preload:postpg c] of the booklet.'
Display feeling thermometer graphic on screen.
Source: Respondent

58 unique outcomes. 10 most frequently appearing outcomes:

Unweighted Frequencies

	Count
50	1600
-1	601
-2	516
60	425
70	398
0	289
85	285
-6	251
40	239
-9	207

ftpo_hoth

Label: Feeling thermometer: HOUSE IND/3rd-PARTY CANDIDATE
Position: Post election survey, section-item no. 125-9
Description: Post individual political figure thermometers
Question: (Looking at page [preload:postpg c] of the booklet.) (How would you rate:) [preload: IND HSENAME]
Randomization: Order of names after Presidential candidates
Universe: IF INDEPENDENT/3rd-PARTY CANDIDATE IN U.S. HOUSE RACE IN R'S CURRENT DISTRICT:
Logic: Ask if preloaded independent/3rd party House Candidate name is not null or blank, else skip. Load the preloaded name of the independent/ 3rd party House candidate.
Web Logic: Online: omit 'Looking at page [preload:postpg c] of the booklet.'
Display feeling thermometer graphic on screen.
Source: Respondent

26 unique outcomes. 10 most frequently appearing outcomes:

Unweighted Frequencies

	Count
-1	5117
-6	251
50	166
-7	152
-2	61
60	24
-9	23
40	20
0	19
70	16

ftpo_sdc

Label: Feeling thermometer: SENATE DEMOCRATIC CANDIDATE
Position: Post election survey, section-item no. 125-10
Description: Post individual political figure thermometers
Question: (Looking at page [preload:postpg c] of the booklet.) (How would you rate:) [preload: DEM SENNAME]
Randomization: Order of names after Presidential candidates
Universe: IF SENATE RACE IN R'S CURRENT STATE: IF DEMOCRATIC CANDIDATE IN SENATE RACE:
Logic: Ask if preloaded Democratic Senate Candidate name is not null or blank, else skip. Load the preloaded name of the Democratic Senate candidate.
Web Logic: Online: omit 'Looking at page [preload:postpg c] of the booklet.'
Display feeling thermometer graphic on screen.
Source: Respondent

66 unique outcomes. 10 most frequently appearing outcomes:

Unweighted Frequencies

	Count
-1	1615
50	793
70	457
60	430
85	409
0	275
-6	251
40	233
100	221
-2	189

ftpo_src

Label: Feeling thermometer: SENATE REPUBLICAN CANDIDATE
Position: Post election survey, section-item no. 125-11
Description: Post individual political figure thermometers
Question: (Looking at page [preload:postpg c] of the booklet.) (How would you rate:) [preload: REP SENNAME]
Randomization: Order of names after Presidential candidates
Universe: IF SENATE RACE IN R'S CURRENT STATE: IF REPUBLICAN CANDIDATE IN SENATE RACE:
Logic: Ask if preloaded Republican Senate Candidate name is not null or blank, else skip. Load the preloaded name of the Republican Senate candidate.
Web Logic: Online: omit 'Looking at page [preload:postpg c] of the booklet.'
Display feeling thermometer graphic on screen.
Source: Respondent

51 unique outcomes. 10 most frequently appearing outcomes:

Unweighted Frequencies

	Count
-1	1609
50	1095
60	411
-2	333
0	333
70	327
40	266
-6	251
30	208
85	180

ftpo_soth

Label: Feeling thermometer: SENATE IND/3rd-PARTY CANDIDATE
Position: Post election survey, section-item no. 125-12
Description: Post individual political figure thermometers
Question: (Looking at page [preload:postpg c] of the booklet.) (How would you rate:) [preload: IND SENNAME]
Randomization: Order of names after Presidential candidates
Universe: IF SENATE RACE IN R'S CURRENT STATE: IF INDEPENDENT CANDIDATE IN SENATE RACE:
Logic: Ask if preloaded Independent Senate Candidate name is not null or blank, else skip. Load the preloaded name of the Independent Senate candidate.
Web Logic: Online: omit 'Looking at page [preload:postpg c] of the booklet.'
Display feeling thermometer graphic on screen.
Source: Respondent

18 unique outcomes. 10 most frequently appearing outcomes:

Unweighted Frequencies

	Count
-1	5430
-6	251
-7	152
50	46
-9	7
70	6
85	5
40	4
15	3
0	2

ftpo_sensr

Label: Feeling thermometer: SR. SENATOR IN STATE WITHOUT RACE
Position: Post election survey, section-item no. 125-13
Description: Post individual political figure thermometers
Question: (Looking at page [preload:postpg c] of the booklet.) (How would you rate:) [preload: NORACE SRSENNAME]
Randomization: Order of names after Presidential candidates
Universe: IF NO SENATE RACE IN R's CURRENT STATE:
Logic: Ask if preloaded name of the senior Senator is not null or blank, else skip. (Note: field will always be blank if there is a race in the state.) Load the preloaded name of the senior Senator.
Web Logic: Online: omit 'Looking at page [preload:postpg c] of the booklet.'
Display feeling thermometer graphic on screen.
Source: Respondent

39 unique outcomes. 10 most frequently appearing outcomes:

Unweighted Frequencies

	Count
-1	4268
50	344
-6	251
-7	152
70	129
60	117
85	96
-2	95
40	90
0	75

ftpo_senjr

Label: Feeling thermometer: JR. SENATOR IN STATE WITHOUT RACE
Position: Post election survey, section-item no. 125-14
Description: Post individual political figure thermometers
Question: (Looking at page [preload:postpg c] of the booklet.) (How would you rate:) [preload: NORACE JRSENNAME]
Randomization: Order of names after Presidential candidates
Universe: IF NO SENATE RACE IN R's CURRENT STATE:
Logic: Ask if preloaded name of the junior Senator is not null or blank, else skip. (Note: field will always be blank if there is a race in the state.) Load the preloaded name of the junior Senator.
Web Logic: Online: omit 'Looking at page [preload:postpg c] of the booklet.'
Display feeling thermometer graphic on screen.
Source: Respondent

43 unique outcomes. 10 most frequently appearing outcomes:

Unweighted Frequencies

	Count
-1	4268
50	420
-6	251
-7	152
70	118
60	117
-2	102
0	88
85	62
40	60

ftpo_sennot

Label: Feeling thermometer: NONRUNNING SENATOR IN STATE W/RACE
Position: Post election survey, section-item no. 125-15
Description: Post individual political figure thermometers
Question: (Looking at page [preload:postpg c] of the booklet.) (How would you rate:) [preload: RACE SENNOTUP]
Randomization: Order of names after Presidential candidates
Universe: IF SENATE RACE IN R's CURRENT STATE:
Logic: Ask if preloaded name of the Senator not up for re-election not null or a blank, else skip. (Note: field will always be empty if there is no race in the state). Load the preloaded name of the Senator not up for re-election
Web Logic: Online: omit 'Looking at page [preload:postpg c] of the booklet.'
Display feeling thermometer graphic on screen.
Source: Respondent

64 unique outcomes. 10 most frequently appearing outcomes:

Unweighted Frequencies

	Count
-1	1598
50	969
60	407
70	381
85	335
0	304
-2	253
-6	251
40	212
100	189

ftpo_dvpc

Label: Feeling thermometer: Democratic Vice Presidential cand
Position: Post election survey, section-item no. 125-18
Description: Post individual political figure thermometers
Question: (Looking at page [preload: postpg c] of the booklet) ((How would you rate:)) [preload: DEM VPCNAME]
Randomization: Order of names after Presidential candidates
Logic: Load the preloaded name of the Democratic Vice-Presidential candidate.
Web Logic: Online: omit 'Looking at page [preload:postpg c] of the booklet.'
Display feeling thermometer graphic on screen.
Source: Respondent

77 unique outcomes. 10 most frequently appearing outcomes:

Unweighted Frequencies

	Count
50	762
85	655
0	636
70	619
100	535
60	482
40	317
15	315
30	272
-6	251

ftpo_rvpc

Label: Feeling thermometer: Republican Vice Presidential cand
Position: Post election survey, section-item no. 125-19
Description: Post individual political figure thermometers
Question: (Looking at page [preload: postpg c] of the booklet) ((How would you rate:)) [preload: REP VPCNAME]
Randomization: Order of names after Presidential candidates
Logic: Load the preloaded name of the Republican Vice-Presidential candidate.
Web Logic: Online: omit 'Looking at page [preload:postpg c] of the booklet.'
Display feeling thermometer graphic on screen.
Source: Respondent

67 unique outcomes. 10 most frequently appearing outcomes:

Unweighted Frequencies

	Count
50	1146
0	723
60	474
85	412
70	408
40	384
30	354
15	342
-6	251
-2	237

ftpo_roberts

Label: Feeling thermometer: John Roberts
Position: Post election survey, section-item no. 125-21
Description: Post individual political figure thermometers
Question: (Looking at page [preload: postpg c] of the booklet) ((How would you rate:)) Supreme Court Chief Justice JOHN ROBERTS
Randomization: Order of names after Presidential candidates
Web Logic: Online: omit 'Looking at page [preload:postpg c] of the booklet.'
Display feeling thermometer graphic on screen.
Source: Respondent

58 unique outcomes. 10 most frequently appearing outcomes:

Unweighted Frequencies

	<u>Count</u>
50	2341
60	593
70	508
-2	320
40	296
-6	251
85	244
0	185
-9	159
-7	<u>152</u>

ftgr_xfund

Label: Feeling thermometer: CHRISTIAN FUNDAMENTALISTS
Position: Post election survey, section-item no. 126-3
Description: Post group thermometers
Question: (Looking at page [preload:postpg c] of the booklet.) (How would you rate:) CHRISTIAN FUNDAMENTALISTS
Randomization: Order of group thermometers
Logic: Randomize the order of group thermometers.
Web Logic: Online: omit 'Looking at page [preload:postpg c] of the booklet.'
Display feeling thermometer graphic on screen.
Source: Respondent

58 unique outcomes. 10 most frequently appearing outcomes:

Unweighted Frequencies

	Count
50	1527
0	577
60	516
70	468
40	409
85	375
100	327
15	324
30	274
-6	251

ftgr_catholics

Label: Feeling thermometer: CATHOLICS
Position: Post election survey, section-item no. 126-4
Description: Post group thermometers
Question: Looking at page [preload: postpg c] of the booklet. (How would you rate:) CATHOLICS
Randomization: Order of group thermometers
Web Logic: Online: omit 'Looking at page [preload:postpg c] of the booklet.'
Display feeling thermometer graphic on screen.
Source: Respondent

63 unique outcomes. 10 most frequently appearing outcomes:

Unweighted Frequencies

	<u>Count</u>
50	1365
70	749
85	694
60	686
100	526
40	329
-6	251
0	189
30	182
-7	<u>152</u>

ftgr_feminists

Label: Feeling thermometer: FEMINISTS
Position: Post election survey, section-item no. 126-5
Description: Post group thermometers
Question: (Looking at page [preload:postpg c] of the booklet.) (How would you rate:) FEMINISTS
Randomization: Order of group thermometers
Web Logic: Online: omit 'Looking at page [preload:postpg c] of the booklet.'
Display feeling thermometer graphic on screen.
Source: Respondent

69 unique outcomes. 10 most frequently appearing outcomes:

Unweighted Frequencies

	<u>Count</u>
50	1563
60	666
70	551
40	519
85	364
0	362
30	318
-6	251
15	225
100	<u>205</u>

ftgr_fedgov

Label: Feeling thermometer: FEDERAL GOVERNMENT IN WASHINGTON
Position: Post election survey, section-item no. 126-6
Description: Post group thermometers
Question: Looking at page [preload: postpg c] of the booklet. (How would you rate:) THE FEDERAL GOVERNMENT IN WASHINGTON
Randomization: Order of group thermometers
Web Logic: Online: omit 'Looking at page [preload:postpg c] of the booklet.'
Display feeling thermometer graphic on screen.
Source: Respondent

67 unique outcomes. 10 most frequently appearing outcomes:

Unweighted Frequencies

	<u>Count</u>
40	880
50	779
60	713
30	560
70	500
0	492
15	452
85	268
-6	251
-7	<u>152</u>

ftgr_liberals

Label: Feeling thermometer: LIBERALS
Position: Post election survey, section-item no. 126-8
Description: Post group thermometers
Question: Looking at page [preload: postpg c] of the booklet. (How would you rate:) LIBERALS
Randomization: Order of group thermometers
Web Logic: Online: omit 'Looking at page [preload:postpg c] of the booklet.'
Display feeling thermometer graphic on screen.
Source: Respondent

69 unique outcomes. 10 most frequently appearing outcomes:

Unweighted Frequencies

	<u>Count</u>
50	1344
60	661
0	540
70	525
40	469
85	358
30	321
15	306
-6	251
-7	<u>152</u>

ftgr_middle

Label: Feeling thermometer: MIDDLE CLASS PEOPLE
Position: Post election survey, section-item no. 126-9
Description: Post group thermometers
Question: (Looking at page [preload:postpg c] of the booklet.) (How would you rate:) MIDDLE CLASS PEOPLE
Randomization: Order of group thermometers
Web Logic: Online: omit 'Looking at page [preload:postpg c] of the booklet.'
Display feeling thermometer graphic on screen.
Source: Respondent

61 unique outcomes. 10 most frequently appearing outcomes:

Unweighted Frequencies

	<u>Count</u>
85	1309
100	1066
70	947
50	690
60	532
-6	251
80	248
90	195
-7	152
75	<u>140</u>

ftgr_unions

Label: Feeling thermometer: LABOR UNIONS
Position: Post election survey, section-item no. 126-10
Description: Post group thermometers
Question: Looking at page [preload: postpg c] of the booklet. (How would you rate:) LABOR UNIONS
Randomization: Order of group thermometers
Web Logic: Online: omit 'Looking at page [preload:postpg c] of the booklet.'
Display feeling thermometer graphic on screen.
Source: Respondent

68 unique outcomes. 10 most frequently appearing outcomes:

Unweighted Frequencies

	<u>Count</u>
50	1061
60	689
70	605
40	491
0	453
85	440
30	395
15	308
100	279
-6	<u>251</u>

ftgr_poor

Label: Feeling thermometer: POOR PEOPLE
Position: Post election survey, section-item no. 126-11
Description: Post group thermometers
Question: (Looking at page [preload:postpg c] of the booklet.) (How would you rate:) POOR PEOPLE
Randomization: Order of group thermometers
Web Logic: Online: omit 'Looking at page [preload:postpg c] of the booklet.'
Display feeling thermometer graphic on screen.
Source: Respondent

72 unique outcomes. 10 most frequently appearing outcomes:

Unweighted Frequencies

	<u>Count</u>
50	1097
100	916
70	895
85	843
60	784
-6	251
40	155
-7	152
80	143
75	<u>118</u>

ftgr_military

Label: Feeling thermometer: THE MILITARY
Position: Post election survey, section-item no. 126-12
Description: Post group thermometers
Question: Looking at page [preload: postpg c] of the booklet. (How would you rate:) THE MILITARY
Randomization: Order of group thermometers
Web Logic: Online: omit 'Looking at page [preload:postpg c] of the booklet.'
Display feeling thermometer graphic on screen.
Source: Respondent

62 unique outcomes. 10 most frequently appearing outcomes:

Unweighted Frequencies

	<u>Count</u>
100	1861
85	1079
70	672
50	389
60	362
-6	251
90	244
80	195
-7	152
75	<u>123</u>

ftgr_bigbus

Label: Feeling thermometer: BIG BUSINESS
Position: Post election survey, section-item no. 126-13
Description: Post group thermometers
Question: Looking at page [preload: postpg c] of the booklet. (How would you rate:) BIG BUSINESS
Randomization: Order of group thermometers
Web Logic: Online: omit 'Looking at page [preload:postpg c] of the booklet.'
Display feeling thermometer graphic on screen.
Source: Respondent

80 unique outcomes. 10 most frequently appearing outcomes:

Unweighted Frequencies

	<u>Count</u>
50	1130
60	735
40	712
70	578
30	489
85	376
0	317
15	310
-6	251
100	<u>169</u>

ftgr_welfare

Label: Feeling thermometer: PEOPLE ON WELFARE
Position: Post election survey, section-item no. 126-14
Description: Post group thermometers
Question: (Looking at page [preload:postpg c] of the booklet.) (How would you rate:) PEOPLE ON WELFARE
Randomization: Order of group thermometers
Web Logic: Online: omit 'Looking at page [preload:postpg c] of the booklet.'
Display feeling thermometer graphic on screen.
Source: Respondent

68 unique outcomes. 10 most frequently appearing outcomes:

Unweighted Frequencies

	<u>Count</u>
50	1443
40	737
60	714
70	549
30	396
85	287
15	254
-6	251
100	229
0	<u>226</u>

ftgr_cons

Label: Feeling thermometer: CONSERVATIVES
Position: Post election survey, section-item no. 126-15
Description: Post group thermometers
Question: Looking at page [preload: postpg c] of the booklet. (How would you rate:) CONSERVATIVES
Randomization: Order of group thermometers
Web Logic: Online: omit 'Looking at page [preload:postpg c] of the booklet.'
Display feeling thermometer graphic on screen.
Source: Respondent

68 unique outcomes. 10 most frequently appearing outcomes:

Unweighted Frequencies

	<u>Count</u>
50	1330
60	718
70	595
40	537
85	471
30	334
0	274
-6	251
100	245
15	<u>217</u>

ftgr_working

Label: Feeling thermometer: WORKING CLASS PEOPLE
Position: Post election survey, section-item no. 126-16
Description: Post group thermometers
Question: (Looking at page [preload:postpg c] of the booklet.) (How would you rate:) WORKING CLASS PEOPLE
Randomization: Order of group thermometers
Web Logic: Online: omit 'Looking at page [preload:postpg c] of the booklet.'
Display feeling thermometer graphic on screen.
Source: Respondent

60 unique outcomes. 10 most frequently appearing outcomes:

Unweighted Frequencies

	<u>Count</u>
100	1848
85	1310
70	727
60	347
50	346
-6	251
90	248
80	222
-7	152
75	<u>139</u>

ftgr_ussc

Label: Feeling thermometer: THE U.S. SUPREME COURT
Position: Post election survey, section-item no. 126-18
Description: Post group thermometers
Question: Looking at page [preload: postpg c] of the booklet. (How would you rate:) THE U.S. SUPREME COURT
Randomization: Order of group thermometers
Web Logic: Online: omit 'Looking at page [preload:postpg c] of the booklet.'
Display feeling thermometer graphic on screen.
Source: Respondent

70 unique outcomes. 10 most frequently appearing outcomes:

Unweighted Frequencies

	<u>Count</u>
50	1446
60	896
70	827
40	502
85	479
-6	251
30	206
100	181
-7	152
80	<u>124</u>

ftgr_gay

Label: Feeling thermometer: GAY MEN AND LESBIANS
Position: Post election survey, section-item no. 126-19
Description: Post group thermometers
Question: (Looking at page [preload:postpg c] of the booklet.) (How would you rate:) GAY MEN AND LESBIANS
Randomization: Order of group thermometers
Web Logic: Online: omit 'Looking at page [preload:postpg c] of the booklet.'
Display feeling thermometer graphic on screen.
Source: Respondent

57 unique outcomes. 10 most frequently appearing outcomes:

Unweighted Frequencies

	<u>Count</u>
50	1855
0	608
70	494
85	476
60	421
100	393
40	291
-6	251
15	213
30	<u>192</u>

ftgr_congress

Label: Feeling thermometer: CONGRESS
Position: Post election survey, section-item no. 126-21
Description: Post group thermometers
Question: Looking at page [preload: postpg c] of the booklet. (How would you rate:) CONGRESS
Randomization: Order of group thermometers
Web Logic: Online: omit 'Looking at page [preload:postpg c] of the booklet.'
Display feeling thermometer graphic on screen.
Source: Respondent

72 unique outcomes. 10 most frequently appearing outcomes:

Unweighted Frequencies

	<u>Count</u>
50	1066
40	819
60	670
30	593
15	482
0	472
70	428
-6	251
85	194
-7	<u>152</u>

ftgr_rich

Label: Feeling thermometer: RICH PEOPLE
Position: Post election survey, section-item no. 126-25
Description: Post group thermometers
Question: (Looking at page [preload:postpg c] of the booklet.) (How would you rate:) RICH PEOPLE
Randomization: Order of group thermometers
Web Logic: Online: omit 'Looking at page [preload:postpg c] of the booklet.'
Display feeling thermometer graphic on screen.
Source: Respondent

72 unique outcomes. 10 most frequently appearing outcomes:

Unweighted Frequencies

	<u>Count</u>
50	1693
60	642
70	583
40	537
30	339
85	332
0	311
-6	251
15	234
100	<u>184</u>

ftgr_muslims

Label: Feeling thermometer: MUSLIMS
Position: Post election survey, section-item no. 126-28
Description: Post group thermometers
Question: Looking at page [preload: postpg c] of the booklet. (How would you rate:) MUSLIMS
Randomization: Order of group thermometers
Web Logic: Online: omit 'Looking at page [preload:postpg c] of the booklet.'
Display feeling thermometer graphic on screen.
Source: Respondent

64 unique outcomes. 10 most frequently appearing outcomes:

Unweighted Frequencies

	<u>Count</u>
50	2118
0	560
40	463
60	412
70	402
30	351
15	278
-6	251
85	196
-7	<u>152</u>

ftgr_xian

Label: Feeling thermometer: CHRISTIANS
Position: Post election survey, section-item no. 126-30
Description: Post group thermometers
Question: (Looking at page [preload:postpg c] of the booklet.) (How would you rate:) CHRISTIANS
Randomization: Order of group thermometers
Web Logic: Online: omit 'Looking at page [preload:postpg c] of the booklet.'
Display feeling thermometer graphic on screen.
Source: Respondent

67 unique outcomes. 10 most frequently appearing outcomes:

Unweighted Frequencies

	<u>Count</u>
100	1253
50	977
85	928
70	688
60	555
-6	251
80	164
40	158
90	155
-7	<u>152</u>

ftgr_atheists

Label: Feeling thermometer: ATHEISTS
Position: Post election survey, section-item no. 126-31
Description: Post group thermometers
Question: Looking at page [preload: postpg c] of the booklet. (How would you rate:) ATHEISTS
Randomization: Order of group thermometers
Web Logic: Online: omit 'Looking at page [preload:postpg c] of the booklet.'
Display feeling thermometer graphic on screen.
Source: Respondent

65 unique outcomes. 10 most frequently appearing outcomes:

Unweighted Frequencies

	<u>Count</u>
50	2076
0	1159
40	371
15	321
30	278
60	255
-6	251
70	231
-7	152
85	<u>127</u>

ftgr_mormons

Label: Feeling thermometer: MORMONS
Position: Post election survey, section-item no. 126-32
Description: Post group thermometers
Question: (Looking at page [preload:postpg c] of the booklet.) (How would you rate:) MORMONS
Randomization: Order of group thermometers
Web Logic: Online: omit 'Looking at page [preload:postpg c] of the booklet.'
Display feeling thermometer graphic on screen.
Source: Respondent

66 unique outcomes. 10 most frequently appearing outcomes:

Unweighted Frequencies

	<u>Count</u>
50	2167
60	542
70	470
40	430
0	343
85	292
30	260
-6	251
15	208
100	<u>168</u>

ftgr_tea

Label: Feeling thermometer: TEA PARTY
Position: Post election survey, section-item no. 126-33
Description: Post group thermometers
Question: Looking at page [preload: postpg c] of the booklet. (How would you rate:) THE TEA PARTY
Randomization: Order of group thermometers
Web Logic: Online: omit 'Looking at page [preload:postpg c] of the booklet.'
Display feeling thermometer graphic on screen.
Source: Respondent

65 unique outcomes. 10 most frequently appearing outcomes:

Unweighted Frequencies

	<u>Count</u>
50	1568
0	930
60	450
40	406
15	346
30	331
70	324
85	258
-6	251
-7	<u>152</u>

hseinc_approval

Label: Approve or disapprove of House incumbent
Position: Post election survey, section-item no. 126.3-3
Description: Performance of House incumbent
Question: Not looking at the booklet now. In general, do you APPROVE or DISAPPROVE of the way [preload: inc hseinc] has been handling [preload: inc hseinc2] job?
Logic: Ask if preload variable inc hseinc is not blank, else skip Name and possessive pronoun ('his' or 'her') for House incumbent are values in preload variable inc hseinc2.
Web Logic: Online, omit 'Not looking at the booklet now.'
Source: Respondent

Unweighted Frequencies

	F2F	Web	Total
1. Approve	821	2049	2870
2. Disapprove	356	1210	1566
-4. Error	0	180	180
-6. Not asked, unit nonresponse (no Post-election interview)	121	130	251
-7. Deleted due to partial (Post-election) interview	3	149	152
-8. Don't know	739	0	739
-9. Refused	16	142	158

Weighted Percentages

	F2F		Web		Total	
	Raw	Weights	Raw	Weights	Raw	Weights
1. Approve	39.9	43.5	53.1	51.4	48.5	48.7
2. Disapprove	17.3	18.3	31.3	31.6	26.5	27.0
-4. Error	0.0	0.0	4.7	4.4	3.0	2.9
-6. Not asked, unit nonresponse (no Post-election interview)	5.9	5.6	3.4	3.5	4.2	4.2
-7. Deleted due to partial (Post-election) interview	0.1	0.1	3.9	4.1	2.6	2.7
-8. Don't know	35.9	31.7	0.0	0.0	12.5	11.0
-9. Refused	0.8	0.8	3.7	5.0	2.7	3.5

hseinc_appstr

Label: How much approve House incumbent
 Position: Post election survey, section-item no. 126.3-4
 Description: Performance of House incumbent
 Question: Do you approve STRONGLY or NOT STRONGLY?
 Universe: IF R APPROVES HOUSE INCUMBENT JOB:
 Logic: Ask if HSEINC HINCAPP=1, else skip.
 Web Logic: Online, bank with HSEINC HINCAPP.
 Source: Respondent

Unweighted Frequencies

	F2F	Web	Total
1. Strongly	428	748	1176
2. Not strongly	388	1298	1686
-1. Inapplicable	1111	1532	2643
-6. Not asked, unit nonresponse (no Post-election interview)	121	130	251
-7. Deleted due to partial (Post-election) interview	3	149	152
-8. Don't know	4	0	4
-9. Refused	1	3	4

Weighted Percentages

	F2F		Web		Total	
	Raw	Weights	Raw	Weights	Raw	Weights
1. Strongly	20.8	21.8	19.4	17.4	19.9	18.9
2. Not strongly	18.9	21.4	33.6	34.0	28.5	29.6
-1. Inapplicable	54.0	50.8	39.7	41.0	44.7	44.4
-6. Not asked, unit nonresponse (no Post-election interview)	5.9	5.6	3.4	3.5	4.2	4.2
-7. Deleted due to partial (Post-election) interview	0.1	0.1	3.9	4.1	2.6	2.7
-8. Don't know	0.2	0.2	0.0	0.0	0.1	0.1
-9. Refused	0.0	0.1	0.1	0.1	0.1	0.1

hseinc_disstr

Label: How much disapprove House incumbent
 Position: Post election survey, section-item no. 126.3-5
 Description: Performance of House incumbent
 Question: Do you disapprove STRONGLY or NOT STRONGLY?
 Universe: IF R DISAPPROVES HOUSE INCUMBENT JOB:
 Logic: Ask if HSEINC HINCAPP=2, else skip.
 Web Logic: Online, bank with HSEINC HINCAPP.
 Source: Respondent

Unweighted Frequencies

	F2F	Web	Total
1. Strongly	179	503	682
2. Not strongly	176	706	882
-1. Inapplicable	1576	2371	3947
-4. Error	0	1	1
-6. Not asked, unit nonresponse (no Post-election interview)	121	130	251
-7. Deleted due to partial (Post-election) interview	3	149	152
-8. Don't know	1	0	1

Weighted Percentages

	F2F		Web		Total	
	Raw	Weights	Raw	Weights	Raw	Weights
1. Strongly	8.7	8.7	13.0	11.7	11.5	10.6
2. Not strongly	8.6	9.5	18.3	19.9	14.9	16.3
-1. Inapplicable	76.7	76.0	61.4	60.8	66.7	66.1
-4. Error	0.0	0.0	0.0	0.1	0.0	0.0
-6. Not asked, unit nonresponse (no Post-election interview)	5.9	5.6	3.4	3.5	4.2	4.2
-7. Deleted due to partial (Post-election) interview	0.1	0.1	3.9	4.1	2.6	2.7
-8. Don't know	0.0	0.1	0.0	0.0	0.0	0.0

hseinc_approval_x

Label: POST: SUMMARY- House incumbent approval

Unweighted Frequencies

	F2F	Web	Total
1. Approve strongly	428	748	1176
2. Approve not strongly	388	1298	1686
4. Disapprove not strongly	176	706	882
5. Disapprove strongly	179	503	682
-4. Error	0	181	181
-6. Not asked, unit nonresponse (no Post-election interview)	121	130	251
-7. Deleted due to partial (Post-election) interview	3	149	152
-8. Don't know	744	0	744
-9. Refused	17	145	162

Weighted Percentages

	F2F		Web		Total	
	Raw	Weights	Raw	Weights	Raw	Weights
1. Approve strongly	20.8	21.8	19.4	17.4	19.9	18.9
2. Approve not strongly	18.9	21.4	33.6	34.0	28.5	29.6
4. Disapprove not strongly	8.6	9.5	18.3	19.9	14.9	16.3
5. Disapprove strongly	8.7	8.7	13.0	11.7	11.5	10.6
-4. Error	0.0	0.0	4.7	4.5	3.1	2.9
-6. Not asked, unit nonresponse (no Post-election interview)	5.9	5.6	3.4	3.5	4.2	4.2
-7. Deleted due to partial (Post-election) interview	0.1	0.1	3.9	4.1	2.6	2.7
-8. Don't know	36.2	32.0	0.0	0.0	12.6	11.1
-9. Refused	0.8	0.9	3.8	5.1	2.7	3.6

hseinc_hinctouch

Label: How good a job does House incumbent do in district
Position: Post election survey, section-item no. 126.3-6
Description: Performance of House incumbent
Question: How good a job would you say U.S. Representative [preload: inc hseinc] does of keeping in touch with the people in your district - - does [preload: inc hsegen1] do a VERY GOOD job, FAIRLY GOOD, FAIRLY POOR, or a VERY POOR job of keeping in touch with the people in this district?
Logic: Ask if preload variable inc hseinc is not blank, else skip. Name and pronoun ('he' or 'she') for House incumbent are values in preload variable inc hsegen1.
Source: Respondent

Unweighted Frequencies

	F2F	Web	Total
1. Very good	213	472	685
2. Fairly good	632	1606	2238
3. Fairly poor	400	898	1298
4. Very poor	255	325	580
-4. Error	0	180	180
-6. Not asked, unit nonresponse (no Post-election interview)	121	130	251
-7. Deleted due to partial (Post-election) interview	3	149	152
-8. Don't know	423	0	423
-9. Refused	9	100	109

Weighted Percentages

	F2F		Web		Total	
	Raw	Weights	Raw	Weights	Raw	Weights
1. Very good	10.4	10.9	12.2	10.5	11.6	10.6
2. Fairly good	30.7	32.7	41.6	41.4	37.8	38.4
3. Fairly poor	19.5	22.5	23.3	24.1	21.9	23.5
4. Very poor	12.4	10.7	8.4	8.5	9.8	9.3
-4. Error	0.0	0.0	4.7	4.4	3.0	2.9
-6. Not asked, unit nonresponse (no Post-election interview)	5.9	5.6	3.4	3.5	4.2	4.2
-7. Deleted due to partial (Post-election) interview	0.1	0.1	3.9	4.1	2.6	2.7
-8. Don't know	20.6	16.9	0.0	0.0	7.2	5.9
-9. Refused	0.4	0.5	2.6	3.5	1.8	2.5

mip_prob1_txt

Label: POST: Mention 1 most important problems facing the country

4581 unique outcomes. 10 most frequently appearing outcomes:

Unweighted Frequencies

	Count
<NULL>	430
economy	126
-7 Refused	108
jobs	57
Economy	55
unemployment	49
the economy	29
The economy	26
Unemployment	26
national debt	23

mip_prob1

Label: Mention 1 most important problems facing the country
 Position: Post election survey, section-item no. 127.2-1
 Description: Most important problems in the country
 Question: What do you think are the most important problems facing this country? If you think there are more than one, please briefly tell me ONE problem now.
 Web Logic: Online, change 'tell me ONE' to 'name one'
 Source: Respondent

Unweighted Frequencies

	F2F	Web	Total
0. DK or RF not selected (text recorded)	1905	0	1905
-1. Inapplicable	0	3581	3581
-6. Not asked, unit nonresponse (no Post-election interview)	121	130	251
-7. Deleted due to partial (Post-election) interview	3	149	152
-8. Don't now	19	0	19
-9. Refused	8	0	8

Weighted Percentages

	F2F		Web		Total	
	Raw	Weights	Raw	Weights	Raw	Weights
0. DK or RF not selected (text recorded)	92.7	93.4	0.0	0.0	32.2	32.4
-1. Inapplicable	0.0	0.0	92.8	92.4	60.5	60.3
-6. Not asked, unit nonresponse (no Post-election interview)	5.9	5.6	3.4	3.5	4.2	4.2
-7. Deleted due to partial (Post-election) interview	0.1	0.1	3.9	4.1	2.6	2.7
-8. Don't now	0.9	0.7	0.0	0.0	0.3	0.2
-9. Refused	0.4	0.2	0.0	0.0	0.1	0.1

mip_prob1pty

Label: Party to deal with mention 1 MIP
Position: Post election survey, section-item no. 127.2-2
Description: Most important problems in the country
Question: Which political party do you think would be the most likely to get the government to do a better job in dealing with this problem -- [the Democrats, the Republicans / the Republicans, the Democrats] or wouldn't there be much difference between them?
Randomization: Order of party names in question text
Universe: IF FIRST MENTION OF MOST IMPORTANT PROBLEM IS NOT DK OR REFUSED:
Logic: Ask if MIP PROB1 not in(DK,RF), else skip. R should be randomly assigned to have either 'the Democrats, the Republicans' or 'the Republicans, the Democrats' loaded into the question text (same order used for all mentions if R mentions more than 1 problem).
Source: Respondent

Unweighted Frequencies

	F2F	Web	Total
1. Democrats	774	1278	2052
2. Republicans	410	1057	1467
3. Wouldn't be much difference	683	1136	1819
-1. Inapplicable	27	108	135
-6. Not asked, unit nonresponse (no Post-election interview)	121	130	251
-7. Deleted due to partial (Post-election) interview	3	149	152
-8. Don't know	36	0	36
-9. Refused	2	2	4

Weighted Percentages

	F2F		Web		Total	
	Raw	Weights	Raw	Weights	Raw	Weights
1. Democrats	37.6	28.7	33.1	30.2	34.7	29.7
2. Republicans	19.9	28.6	27.4	28.1	24.8	28.2
3. Wouldn't be much difference	33.2	34.5	29.4	30.6	30.7	31.9
-1. Inapplicable	1.3	0.9	2.8	3.5	2.3	2.6
-6. Not asked, unit nonresponse (no Post-election interview)	5.9	5.6	3.4	3.5	4.2	4.2
-7. Deleted due to partial (Post-election) interview	0.1	0.1	3.9	4.1	2.6	2.7
-8. Don't know	1.8	1.4	0.0	0.0	0.6	0.5
-9. Refused	0.1	0.2	0.1	0.1	0.1	0.1

mip_prob2_txt

Label: POST: Mention 2 most important problems facing the country

3683 unique outcomes. 10 most frequently appearing outcomes:

Unweighted Frequencies

	Count
<NULL>	598
-7 Refused	225
no	116
-1 Inapplicable	108
unemployment	63
economy	59
jobs	58
Economy	56
health care	49
healthcare	45

mip_prob2

Label: Mention 2 most important problems facing the country
 Position: Post election survey, section-item no. 127.2-3
 Description: Most important problems in the country
 Question: Can you think of any other important problems facing this country?
 If so, please briefly mention ONE of them now.
 Universe: IF FIRST MENTION OF MOST IMPORTANT PROBLEM IS NOT DK OR REFUSED:
 Logic: Ask if MIP PROB1 not in(DK,RF), else skip.
 Source: Respondent

Unweighted Frequencies

	F2F	Web	Total
0. DK or RF not selected (text recorded)	1737	0	1737
-1. Inapplicable	27	3581	3608
-6. Not asked, unit nonresponse (no Post-election interview)	121	130	251
-7. Deleted due to partial (Post-election) interview	3	149	152
-8. Don't now	147	0	147
-9. Refused	21	0	21

Weighted Percentages

	F2F		Web		Total	
	Raw	Weights	Raw	Weights	Raw	Weights
0. DK or RF not selected (text recorded)	84.5	85.5	0.0	0.0	29.4	29.7
-1. Inapplicable	1.3	0.9	92.8	92.4	61.0	60.6
-6. Not asked, unit nonresponse (no Post-election interview)	5.9	5.6	3.4	3.5	4.2	4.2
-7. Deleted due to partial (Post-election) interview	0.1	0.1	3.9	4.1	2.6	2.7
-8. Don't now	7.1	6.8	0.0	0.0	2.5	2.4
-9. Refused	1.0	1.1	0.0	0.0	0.4	0.4

mip_prob2pty

Label: Party to deal with mention 2 MIP
Position: Post election survey, section-item no. 127.2-4
Description: Most important problems in the country
Question: Which political party do you think would be the most likely to get the government to do a better job in dealing with this problem -- [the Democrats, the Republicans / the Republicans, the Democrats] or wouldn't there be much difference between them?
Randomization: Order of party names in question text
Universe: IF SECOND MENTION OF MOST IMPORTANT PROBLEM IS NOT DK OR REFUSED:
Logic: Ask if MIP PROB2 not in(DK,RF), else skip.
Source: Respondent

Unweighted Frequencies

	F2F	Web	Total
1. Democrats	702	1143	1845
2. Republicans	383	968	1351
3. Wouldn't be much difference	584	1133	1717
-1. Inapplicable	195	333	528
-6. Not asked, unit nonresponse (no Post-election interview)	121	130	251
-7. Deleted due to partial (Post-election) interview	3	149	152
-8. Don't know	61	0	61
-9. Refused	7	4	11

Weighted Percentages

	F2F		Web		Total	
	Raw	Weights	Raw	Weights	Raw	Weights
1. Democrats	34.1	27.2	29.6	27.3	31.2	27.3
2. Republicans	18.6	26.6	25.1	24.8	22.8	25.4
3. Wouldn't be much difference	28.4	28.8	29.4	29.8	29.0	29.5
-1. Inapplicable	9.5	8.8	8.6	10.4	8.9	9.8
-6. Not asked, unit nonresponse (no Post-election interview)	5.9	5.6	3.4	3.5	4.2	4.2
-7. Deleted due to partial (Post-election) interview	0.1	0.1	3.9	4.1	2.6	2.7
-8. Don't know	3.0	2.6	0.0	0.0	1.0	0.9
-9. Refused	0.3	0.2	0.1	0.1	0.2	0.1

mip_prob3_txt

Label: POST: Mention 3 most important problems facing the country

2901 unique outcomes. 10 most frequently appearing outcomes:

Unweighted Frequencies

	Count
<NULL>	945
-7 Refused	413
-1 Inapplicable	333
no	274
none	86
No	71
education	51
health care	36
Education	34
jobs	32

mip_prob3

Label: Mention 3 most important problems facing the country
 Position: Post election survey, section-item no. 127.2-5
 Description: Most important problems in the country
 Question: Can you think of any other important problems facing this country?
 If so, please briefly mention ONE of them now.
 Universe: IF SECOND MENTION OF MOST IMPORTANT PROBLEM IS NOT DK
 OR REFUSED:
 Logic: Ask if MIP PROB2 not in(DK,RF), else skip.
 Source: Respondent

Unweighted Frequencies

	F2F	Web	Total
0. DK or RF not selected (text recorded)	1390	0	1390
-1. Inapplicable	195	3581	3776
-6. Not asked, unit nonresponse (no Post-election interview)	121	130	251
-7. Deleted due to partial (Post-election) interview	3	149	152
-8. Don't now	312	0	312
-9. Refused	35	0	35

Weighted Percentages

	F2F		Web		Total	
	Raw	Weights	Raw	Weights	Raw	Weights
0. DK or RF not selected (text recorded)	67.6	67.2	0.0	0.0	23.5	23.4
-1. Inapplicable	9.5	8.8	92.8	92.4	63.8	63.4
-6. Not asked, unit nonresponse (no Post-election interview)	5.9	5.6	3.4	3.5	4.2	4.2
-7. Deleted due to partial (Post-election) interview	0.1	0.1	3.9	4.1	2.6	2.7
-8. Don't now	15.2	16.1	0.0	0.0	5.3	5.6
-9. Refused	1.7	2.1	0.0	0.0	0.6	0.7

mip_prob3pty

Label: Party to deal with mention 3 MIP
Position: Post election survey, section-item no. 127.2-6
Description: Most important problems in the country
Question: Which political party do you think would be the most likely to get the government to do a better job in dealing with this problem -- [the Democrats, the Republicans / the Republicans, the Democrats] or wouldn't there be much difference between them?
Randomization: Order of party names in question text
Universe: IF THIRD MENTION OF MOST IMPORTANT PROBLEM IS NOT DK OR REFUSED:
Logic: Ask if MIP PROB3 not in(DK,RF), else skip.
Source: Respondent

Unweighted Frequencies

	F2F	Web	Total
1. Democrats	531	944	1475
2. Republicans	298	766	1064
3. Wouldn't be much difference	440	1122	1562
-1. Inapplicable	542	746	1288
-6. Not asked, unit nonresponse (no Post-election interview)	121	130	251
-7. Deleted due to partial (Post-election) interview	3	149	152
-8. Don't know	104	0	104
-9. Refused	17	3	20

Weighted Percentages

	F2F		Web		Total	
	Raw	Weights	Raw	Weights	Raw	Weights
1. Democrats	25.8	21.7	24.5	21.8	24.9	21.8
2. Republicans	14.5	19.9	19.8	20.4	18.0	20.2
3. Wouldn't be much difference	21.4	21.0	29.1	28.7	26.4	26.0
-1. Inapplicable	26.4	27.1	19.3	21.6	21.8	23.5
-6. Not asked, unit nonresponse (no Post-election interview)	5.9	5.6	3.4	3.5	4.2	4.2
-7. Deleted due to partial (Post-election) interview	0.1	0.1	3.9	4.1	2.6	2.7
-8. Don't know	5.1	4.0	0.0	0.0	1.8	1.4
-9. Refused	0.8	0.6	0.1	0.0	0.3	0.2

mip_mostprob_txt

Label: POST: Which among mentions is the most important problem

2544 unique outcomes. 10 most frequently appearing outcomes:

Unweighted Frequencies

	Count
<NULL>	962
economy	396
Economy	244
jobs	168
unemployment	105
the economy	100
The economy	98
Unemployment	64
-7 Refused	59
Jobs	58

mip_mostprob

Label: Which among mentions is the most important problem
 Position: Post election survey, section-item no. 127.2-10
 Description: Most important problems in the country
 Question: Of those you've mentioned, what would you say is the single most important problem the country faces?
 Universe: IF R HAS MENTIONED MORE THAN 1 IMPORTANT PROBLEM IN THE COUNTRY:
 Logic: Ask if more than 1 problem mentioned; define more than 1 problem as MIP PROB2 not in (DK,RF or missing), else skip.
 Source: Respondent

Unweighted Frequencies

	F2F	Web	Total
0. DK or RF not selected (text recorded)	1706	0	1706
-1. Inapplicable	195	3581	3776
-6. Not asked, unit nonresponse (no Post-election interview)	121	130	251
-7. Deleted due to partial (Post-election) interview	3	149	152
-8. Don't now	28	0	28
-9. Refused	3	0	3

Weighted Percentages

	F2F		Web		Total	
	Raw	Weights	Raw	Weights	Raw	Weights
0. DK or RF not selected (text recorded)	83.0	83.9	0.0	0.0	28.8	29.1
-1. Inapplicable	9.5	8.8	92.8	92.4	63.8	63.4
-6. Not asked, unit nonresponse (no Post-election interview)	5.9	5.6	3.4	3.5	4.2	4.2
-7. Deleted due to partial (Post-election) interview	0.1	0.1	3.9	4.1	2.6	2.7
-8. Don't now	1.4	1.5	0.0	0.0	0.5	0.5
-9. Refused	0.1	0.1	0.0	0.0	0.1	0.0

securpub_secchg

Label: Have changes in security at public places gone too far
 Position: Post election survey, section-item no. 127.4-1
 Description: Security and Civil Liberties, public security measures
 Question: Since the September 11, 2001 attacks there have been changes in security at public places such as airports, stadiums and government buildings. Have these changes in security gone too far, are they just about right, or do they not go far enough?
 Source: Respondent

Unweighted Frequencies

	F2F	Web	Total
1. Have gone too far	338	897	1235
2. Are just about right	1181	2115	3296
3. Do not go far enough	369	546	915
-6. Not asked, unit nonresponse (no Post-election interview)	121	130	251
-7. Deleted due to partial (Post-election) interview	3	149	152
-8. Don't know	43	0	43
-9. Refused	1	23	24

Weighted Percentages

	F2F		Web		Total	
	Raw	Weights	Raw	Weights	Raw	Weights
1. Have gone too far	16.4	16.8	23.2	22.3	20.9	20.4
2. Are just about right	57.4	58.7	54.8	55.1	55.7	56.3
3. Do not go far enough	17.9	16.8	14.1	14.2	15.5	15.1
-6. Not asked, unit nonresponse (no Post-election interview)	5.9	5.6	3.4	3.5	4.2	4.2
-7. Deleted due to partial (Post-election) interview	0.1	0.1	3.9	4.1	2.6	2.7
-8. Don't know	2.1	2.0	0.0	0.0	0.7	0.7
-9. Refused	0.0	0.0	0.6	0.9	0.4	0.6

knowl_housemaj

Label: Know party with most members in House before election
 Position: Post election survey, section-item no. 127.6-1
 Description: Political knowledge
 Question: Do you happen to know which party had the most members in the House of Representatives in Washington BEFORE the election [this/last] month?
 Universe: IF MONTH OF POST-ELECTION INTERVIEW IS NOVEMBER/ IF MONTH OF POST-ELECTION INTERVIEW IS DECEMBER:
 Logic: Load 'this' if current date is in November; load 'last' if current date is in December. (Assumes no Post interviews in January)
 Source: Respondent

Unweighted Frequencies

	F2F	Web	Total
1. Democrats	302	900	1202
2. Republicans (correct)	930	2574	3504
-6. Not asked, unit nonresponse (no Post-election interview)	121	130	251
-7. Deleted due to partial (Post-election) interview	3	149	152
-8. Don't know	700	0	700
-9. Refused	0	107	107

Weighted Percentages

	F2F		Web		Total	
	Raw	Weights	Raw	Weights	Raw	Weights
1. Democrats	14.7	15.4	23.3	26.1	20.3	22.4
2. Republicans (correct)	45.2	48.2	66.7	62.9	59.2	57.8
-6. Not asked, unit nonresponse (no Post-election interview)	5.9	5.6	3.4	3.5	4.2	4.2
-7. Deleted due to partial (Post-election) interview	0.1	0.1	3.9	4.1	2.6	2.7
-8. Don't know	34.0	30.7	0.0	0.0	11.8	10.7
-9. Refused	0.0	0.0	2.8	3.5	1.8	2.3

knowl_senmaj

Label: Know party with most members in Senate before electn
 Position: Post election survey, section-item no. 127.6-2
 Description: Political knowledge
 Question: Do you happen to know which party had the most members in the U.S. Senate BEFORE the election [this/last] month?
 Universe: IF MONTH OF POST-ELECTION INTERVIEW IS NOVEMBER/ IF MONTH OF POST-ELECTION INTERVIEW IS DECEMBER:
 Logic: Load 'this' if current date is in November; load 'last' if current date is in December. (Assumes no Post interviews in January)
 Source: Respondent

Unweighted Frequencies

	F2F	Web	Total
1. Democrats (correct)	679	2345	3024
2. Republicans	402	1099	1501
-6. Not asked, unit nonresponse (no Post-election interview)	121	130	251
-7. Deleted due to partial (Post-election) interview	3	149	152
-8. Don't know	849	0	849
-9. Refused	2	137	139

Weighted Percentages

	F2F		Web		Total	
	Raw	Weights	Raw	Weights	Raw	Weights
1. Democrats (correct)	33.0	40.1	60.8	57.4	51.1	51.4
2. Republicans	19.6	16.5	28.5	30.6	25.4	25.7
-6. Not asked, unit nonresponse (no Post-election interview)	5.9	5.6	3.4	3.5	4.2	4.2
-7. Deleted due to partial (Post-election) interview	0.1	0.1	3.9	4.1	2.6	2.7
-8. Don't know	41.3	37.6	0.0	0.0	14.4	13.0
-9. Refused	0.1	0.1	3.5	4.5	2.3	2.9

wpres_gdbd

Label: Women President in next 20 years
Position: Post election survey, section-item no. 128.7-1
Description: Woman President
Question: Would it be good, bad, or neither good nor bad if the United States has a woman President in the next 20 years?
Source: Respondent

Unweighted Frequencies

	F2F	Web	Total
1. Good if the United States has a woman President	1073	1195	2268
2. Bad if the United States has a woman President	92	207	299
3. Neither good nor bad if the United States has a woman President	727	2161	2888
-6. Not asked, unit nonresponse (no Post-election interview)	121	130	251
-7. Deleted due to partial (Post-election) interview	3	149	152
-8. Don't know	37	0	37
-9. Refused	3	18	21

	Weighted Percentages					
	F2F		Web		Total	
	Raw	Weights	Raw	Weights	Raw	Weights
1. Good if the United States has a woman President	52.2	47.7	31.0	30.5	38.3	36.5
2. Bad if the United States has a woman President	4.5	4.0	5.4	5.9	5.1	5.3
3. Neither good nor bad if the United States has a woman President	35.4	41.1	56.0	55.4	48.8	50.4
-6. Not asked, unit nonresponse (no Post-election interview)	5.9	5.6	3.4	3.5	4.2	4.2
-7. Deleted due to partial (Post-election) interview	0.1	0.1	3.9	4.1	2.6	2.7
-8. Don't know	1.8	1.3	0.0	0.0	0.6	0.5
-9. Refused	0.1	0.1	0.5	0.6	0.4	0.4

wpres_gdstr

Label: How good would it be if we had a woman President
Position: Post election survey, section-item no. 128.7-1.1
Description: Woman President
Question: How good? [Extremely good, moderately good, or a little good / a little good, moderately good or extremely good]?
Universe: IF R SAYS IT WOULD BE GOOD IF U.S. HAS WOMAN PRESIDENT IN NEXT 20 YEARS:
Logic: Ask if WPRES GCBD =1 else skip.
Web Logic: Online, bank with WPRES GCBD.
Source: Respondent

Unweighted Frequencies

	F2F	Web	Total
1. Extremely	588	631	1219
2. Moderately	423	510	933
3. A little	50	51	101
-1. Inapplicable	859	2386	3245
-6. Not asked, unit nonresponse (no Post-election interview)	121	130	251
-7. Deleted due to partial (Post-election) interview	3	149	152
-8. Don't know	12	0	12
-9. Refused	0	3	3

Weighted Percentages

	F2F		Web		Total	
	Raw	Weights	Raw	Weights	Raw	Weights
1. Extremely	28.6	24.1	16.3	14.8	20.6	18.0
2. Moderately	20.6	20.9	13.2	14.2	15.8	16.5
3. A little	2.4	2.1	1.3	1.4	1.7	1.7
-1. Inapplicable	41.8	46.6	61.8	62.0	54.9	56.6
-6. Not asked, unit nonresponse (no Post-election interview)	5.9	5.6	3.4	3.5	4.2	4.2
-7. Deleted due to partial (Post-election) interview	0.1	0.1	3.9	4.1	2.6	2.7
-8. Don't know	0.6	0.6	0.0	0.0	0.2	0.2
-9. Refused	0.0	0.0	0.1	0.1	0.1	0.1

wpres_bdstr

Label: How bad would it be if we had a woman President
Position: Post election survey, section-item no. 128.7-1.2
Description: Woman President
Question: How bad? [Extremely bad, moderately bad, or a little bad/ a little bad, moderately bad, or extremely bad]?
Universe: IF R SAYS IT WOULD BE BAD IF U.S. HAS WOMAN PRESIDENT IN NEXT 20 YEARS:
Logic: Ask if WPRES GDBD =2, else skip.
Web Logic: Online, bank with WPRES GCBD.
Source: Respondent

Unweighted Frequencies

	F2F	Web	Total
1. Extremely	33	107	140
2. Moderately	34	83	117
3. A little	23	17	40
-1. Inapplicable	1840	3374	5214
-6. Not asked, unit nonresponse (no Post-election interview)	121	130	251
-7. Deleted due to partial (Post-election) interview	3	149	152
-8. Don't know	2	0	2

Weighted Percentages

	F2F		Web		Total	
	Raw	Weights	Raw	Weights	Raw	Weights
1. Extremely	1.6	1.2	2.8	2.9	2.4	2.3
2. Moderately	1.7	1.6	2.2	2.4	2.0	2.1
3. A little	1.1	1.2	0.4	0.6	0.7	0.8
-1. Inapplicable	89.5	90.2	87.4	86.5	88.1	87.8
-6. Not asked, unit nonresponse (no Post-election interview)	5.9	5.6	3.4	3.5	4.2	4.2
-7. Deleted due to partial (Post-election) interview	0.1	0.1	3.9	4.1	2.6	2.7
-8. Don't know	0.1	0.1	0.0	0.0	0.0	0.0

wpres_gdbd_x

Label: POST: SUMMARY- How good/bad woman Pres in next 20yrs

Unweighted Frequencies

	F2F	Web	Total
1. Extremely good	588	631	1219
2. Moderately good	423	510	933
3. A little good	50	51	101
4. Neither good nor bad	727	2161	2888
5. A little bad	23	17	40
6. Moderately bad	34	83	117
7. Extremely bad	33	107	140
-6. Not asked, unit nonresponse (no Post-election interview)	121	130	251
-7. Deleted due to partial (Post-election) interview	3	149	152
-8. Don't know	51	0	51
-9. Refused	3	21	24

Weighted Percentages

	F2F		Web		Total	
	Raw	Weights	Raw	Weights	Raw	Weights
1. Extremely good	28.6	24.1	16.3	14.8	20.6	18.0
2. Moderately good	20.6	20.9	13.2	14.2	15.8	16.5
3. A little good	2.4	2.1	1.3	1.4	1.7	1.7
4. Neither good nor bad	35.4	41.1	56.0	55.4	48.8	50.4
5. A little bad	1.1	1.2	0.4	0.6	0.7	0.8
6. Moderately bad	1.7	1.6	2.2	2.4	2.0	2.1
7. Extremely bad	1.6	1.2	2.8	2.9	2.4	2.3
-6. Not asked, unit nonresponse (no Post-election interview)	5.9	5.6	3.4	3.5	4.2	4.2
-7. Deleted due to partial (Post-election) interview	0.1	0.1	3.9	4.1	2.6	2.7
-8. Don't know	2.5	2.0	0.0	0.0	0.9	0.7
-9. Refused	0.1	0.1	0.5	0.7	0.4	0.5

wpres_importyes

Label: Important that woman elected president - Good
Position: Post election survey, section-item no. 128.7-2
Description: Woman President
Question: How important is it to you that a woman is elected President of the United States? [Extremely important, very important, moderately important, a little important, or not at all important /Not at all important, a little important, moderately important, very important, or extremely important]?
Universe: IF GOOD OR ELSE NEITHER GOOD NOR BAD THAT A WOMAN PRES IS ELECTED IN NEXT 20 YRS:
Logic: Ask if WPRES GDBD in(1,3), else skip
Source: Respondent

Unweighted Frequencies

	F2F	Web	Total
1. Extremely important	191	217	408
2. Very important	284	356	640
3. Moderately important	374	871	1245
4. A little important	125	406	531
5. Not at all important	95	1504	1599
-1. Inapplicable	859	225	1084
-6. Not asked, unit nonresponse (no Post-election interview)	121	130	251
-7. Deleted due to partial (Post-election) interview	3	149	152
-8. Don't know	4	0	4
-9. Refused	0	2	2

Weighted Percentages

	F2F		Web		Total	
	Raw	Weights	Raw	Weights	Raw	Weights
1. Extremely important	9.3	6.9	5.6	5.4	6.9	5.9
2. Very important	13.8	11.6	9.2	8.0	10.8	9.3
3. Moderately important	18.2	17.4	22.6	24.2	21.0	21.8
4. A little important	6.1	6.6	10.5	11.1	9.0	9.5
5. Not at all important	4.6	5.0	39.0	37.2	27.0	26.0
-1. Inapplicable	41.8	46.6	5.8	6.5	18.3	20.5
-6. Not asked, unit nonresponse (no Post-election interview)	5.9	5.6	3.4	3.5	4.2	4.2
-7. Deleted due to partial (Post-election) interview	0.1	0.1	3.9	4.1	2.6	2.7
-8. Don't know	0.2	0.1	0.0	0.0	0.1	0.0
-9. Refused	0.0	0.0	0.1	0.1	0.0	0.0

wpres_importno

Label: Important that woman elected president --Bad
Position: Post election survey, section-item no. 128.7-2.1
Description: Woman President
Question: How important is it to you that a woman is not elected President of the United States? [Extremely important, very important, moderately important, slightly important, or not at all important /Not at all important, slightly important, moderately important, very important, or extremely important]?
Universe: IF BAD THAT A WOMAN PRES IS ELECTED IN NEXT 20 YRS:
Logic: Ask if WPRES GDBD =2, else skip
Source: Respondent

Unweighted Frequencies

	F2F	Web	Total
1. Extremely important	13	49	62
2. Very important	17	62	79
3. Moderately important	30	51	81
4. A little important	18	22	40
5. Not at all important	14	22	36
-1. Inapplicable	1840	3374	5214
-6. Not asked, unit nonresponse (no Post-election interview)	121	130	251
-7. Deleted due to partial (Post-election) interview	3	149	152
-9. Refused	0	1	1

Weighted Percentages

	F2F		Web		Total	
	Raw	Weights	Raw	Weights	Raw	Weights
1. Extremely important	0.6	0.5	1.3	1.3	1.0	1.0
2. Very important	0.8	0.7	1.6	1.3	1.3	1.1
3. Moderately important	1.5	1.2	1.3	1.8	1.4	1.6
4. A little important	0.9	0.7	0.6	0.7	0.7	0.7
5. Not at all important	0.7	1.0	0.6	0.7	0.6	0.8
-1. Inapplicable	89.5	90.2	87.4	86.5	88.1	87.8
-6. Not asked, unit nonresponse (no Post-election interview)	5.9	5.6	3.4	3.5	4.2	4.2
-7. Deleted due to partial (Post-election) interview	0.1	0.1	3.9	4.1	2.6	2.7

budget_deficit

Label: Favor or oppose reducing federal deficit
 Position: Post election survey, section-item no. 129-2
 Description: Federal deficit reduction
 Question: Do you FAVOR, OPPOSE, or NEITHER FAVOR NOR OPPOSE the federal government doing things now to reduce this budget deficit?
 Web Logic: Online, bank with BUDGINTRO.
 Source: Respondent

Unweighted Frequencies

	F2F	Web	Total
1. Favor	1467	2583	4050
2. Oppose	129	300	429
3. Neither favor nor oppose	289	683	972
-6. Not asked, unit nonresponse (no Post-election interview)	121	130	251
-7. Deleted due to partial (Post-election) interview	3	149	152
-8. Don't know	42	0	42
-9. Refused	5	15	20

Weighted Percentages

	F2F		Web		Total	
	Raw	Weights	Raw	Weights	Raw	Weights
1. Favor	71.4	76.0	66.9	63.3	68.5	67.7
2. Oppose	6.3	5.5	7.8	8.9	7.3	7.7
3. Neither favor nor oppose	14.1	11.2	17.7	19.7	16.4	16.8
-6. Not asked, unit nonresponse (no Post-election interview)	5.9	5.6	3.4	3.5	4.2	4.2
-7. Deleted due to partial (Post-election) interview	0.1	0.1	3.9	4.1	2.6	2.7
-8. Don't know	2.0	1.3	0.0	0.0	0.7	0.5
-9. Refused	0.2	0.2	0.4	0.5	0.3	0.4

budget_deficitfav

Label: How strongly favor reducing deficit
Position: Post election survey, section-item no. 129-3
Description: Federal deficit reduction
Question: Do you favor that STRONGLY or NOT STRONGLY?
Universe: IF R FAVORS GOVERNMENT TAKING STEPS TO REDUCE BUDGET DEFICIT:
Logic: Ask if BUDGET BUDGRED = 1 else skip
Web Logic: Online, bank with BUDGRED.
Source: Respondent

Unweighted Frequencies

	F2F	Web	Total
1. Strongly	1267	2158	3425
2. Not strongly	196	421	617
-1. Inapplicable	465	998	1463
-6. Not asked, unit nonresponse (no Post-election interview)	121	130	251
-7. Deleted due to partial (Post-election) interview	3	149	152
-8. Don't know	4	0	4
-9. Refused	0	4	4

Weighted Percentages

	F2F		Web		Total	
	Raw	Weights	Raw	Weights	Raw	Weights
1. Strongly	61.6	66.4	55.9	52.0	57.9	57.0
2. Not strongly	9.5	9.5	10.9	11.1	10.4	10.5
-1. Inapplicable	22.6	18.2	25.9	29.1	24.7	25.4
-6. Not asked, unit nonresponse (no Post-election interview)	5.9	5.6	3.4	3.5	4.2	4.2
-7. Deleted due to partial (Post-election) interview	0.1	0.1	3.9	4.1	2.6	2.7
-8. Don't know	0.2	0.2	0.0	0.0	0.1	0.1
-9. Refused	0.0	0.0	0.1	0.2	0.1	0.1

budget_deficitopp

Label: How strongly oppose reducing deficit
 Position: Post election survey, section-item no. 129-4
 Description: Federal deficit reduction
 Question: Do you oppose that STRONGLY or NOT STRONGLY?
 Universe: IF R OPPOSES GOVERNMENT TAKING STEPS TO REDUCE BUDGET DEFICIT:
 Logic: Ask if BUDGET BUDGRED = 2 else skip
 Web Logic: Online, bank with BUDGRED.
 Source: Respondent

Unweighted Frequencies

	F2F	Web	Total
1. Strongly	87	210	297
2. Not strongly	41	88	129
-1. Inapplicable	1803	3281	5084
-6. Not asked, unit nonresponse (no Post-election interview)	121	130	251
-7. Deleted due to partial (Post-election) interview	3	149	152
-8. Don't know	1	0	1
-9. Refused	0	2	2

Weighted Percentages

	F2F		Web		Total	
	Raw	Weights	Raw	Weights	Raw	Weights
1. Strongly	4.2	3.5	5.4	5.9	5.0	5.1
2. Not strongly	2.0	1.9	2.3	2.8	2.2	2.5
-1. Inapplicable	87.7	88.8	85.0	83.6	85.9	85.4
-6. Not asked, unit nonresponse (no Post-election interview)	5.9	5.6	3.4	3.5	4.2	4.2
-7. Deleted due to partial (Post-election) interview	0.1	0.1	3.9	4.1	2.6	2.7
-9. Refused	0.0	0.0	0.1	0.2	0.0	0.1

budget_deficitlean

Label: Lean to favor or oppose deficit reduction
Position: Post election survey, section-item no. 129-5
Description: Federal deficit reduction
Question: Do you LEAN TOWARD FAVORING IT, LEAN TOWARD OPPOSING IT, or do you NOT LEAN EITHER WAY?
Universe: IF R NEITHER FAVORS NOR OPPOSES GOVERNMENT TAKING STEPS TO REDUCE BUDGET DEFICIT:
Logic: Ask if BUDGET BUDGRED = 3 else skip
Web Logic: Online, bank with BUDGRED.
Source: Respondent

Unweighted Frequencies

	F2F	Web	Total
1. Lean toward favoring	43	174	217
2. Lean toward opposing	18	94	112
3. Do not lean either way	224	413	637
-1. Inapplicable	1643	2898	4541
-6. Not asked, unit nonresponse (no Post-election interview)	121	130	251
-7. Deleted due to partial (Post-election) interview	3	149	152
-8. Don't know	4	0	4
-9. Refused	0	2	2

Weighted Percentages

	F2F		Web		Total	
	Raw	Weights	Raw	Weights	Raw	Weights
1. Lean toward favoring	2.1	1.6	4.5	4.9	3.7	3.8
2. Lean toward opposing	0.9	0.6	2.4	2.9	1.9	2.1
3. Do not lean either way	10.9	8.8	10.7	11.8	10.8	10.8
-1. Inapplicable	79.9	83.1	75.1	72.7	76.8	76.3
-6. Not asked, unit nonresponse (no Post-election interview)	5.9	5.6	3.4	3.5	4.2	4.2
-7. Deleted due to partial (Post-election) interview	0.1	0.1	3.9	4.1	2.6	2.7
-8. Don't know	0.2	0.2	0.0	0.0	0.1	0.1
-9. Refused	0.0	0.0	0.1	0.0	0.0	0.0

budget_deficit_x

Label: POST: SUMMARY- Favor reducing the Federal budget deficit

Unweighted Frequencies

	F2F	Web	Total
1. Strongly favor	1267	2158	3425
2. Not very strongly favor	196	421	617
3. Lean toward favoring	43	174	217
4. Do not lean either way	224	413	637
5. Lean toward opposing	18	94	112
6. Not very strongly oppose	41	88	129
7. Strongly oppose	87	210	297
-6. Not asked, unit nonresponse (no Post-election interview)	121	130	251
-7. Deleted due to partial (Post-election) interview	3	149	152
-8. Don't know	51	0	51
-9. Refused	5	23	28

Weighted Percentages

	F2F		Web		Total	
	Raw	Weights	Raw	Weights	Raw	Weights
1. Strongly favor	61.6	66.4	55.9	52.0	57.9	57.0
2. Not very strongly favor	9.5	9.5	10.9	11.1	10.4	10.5
3. Lean toward favoring	2.1	1.6	4.5	4.9	3.7	3.8
4. Do not lean either way	10.9	8.8	10.7	11.8	10.8	10.8
5. Lean toward opposing	0.9	0.6	2.4	2.9	1.9	2.1
6. Not very strongly oppose	2.0	1.9	2.3	2.8	2.2	2.5
7. Strongly oppose	4.2	3.5	5.4	5.9	5.0	5.1
-6. Not asked, unit nonresponse (no Post-election interview)	5.9	5.6	3.4	3.5	4.2	4.2
-7. Deleted due to partial (Post-election) interview	0.1	0.1	3.9	4.1	2.6	2.7
-8. Don't know	2.5	1.7	0.0	0.0	0.9	0.6
-9. Refused	0.2	0.2	0.6	0.9	0.5	0.7

budget_defimp

Label: Importance of reducing deficit
Position: Post election survey, section-item no. 129-6
Description: Federal deficit reduction
Question: How important is it to reduce the deficit? [EXTREMELY IMPORTANT, VERY IMPORTANT, MODERATELY IMPORTANT, A LITTLE IMPORTANT, or NOT AT ALL IMPORTANT? / NOT AT ALL IMPORTANT, A LITTLE IMPORTANT, MODERATELY IMPORTANT, VERY IMPORTANT, or EXTREMELY IMPORTANT?]
Source: Respondent

Unweighted Frequencies

	F2F	Web	Total
1. Extremely important	874	1580	2454
2. Very important	633	1154	1787
3. Moderately important	293	612	905
4. A little important	70	168	238
5. Not at all important	34	50	84
-6. Not asked, unit nonresponse (no Post-election interview)	121	130	251
-7. Deleted due to partial (Post-election) interview	3	149	152
-8. Don't know	26	0	26
-9. Refused	2	17	19

Weighted Percentages

	F2F		Web		Total	
	Raw	Weights	Raw	Weights	Raw	Weights
1. Extremely important	42.5	45.2	40.9	39.7	41.5	41.6
2. Very important	30.8	29.5	29.9	29.3	30.2	29.3
3. Moderately important	14.3	15.2	15.9	17.1	15.3	16.4
4. A little important	3.4	2.2	4.4	4.5	4.0	3.7
5. Not at all important	1.7	1.4	1.3	1.3	1.4	1.4
-6. Not asked, unit nonresponse (no Post-election interview)	5.9	5.6	3.4	3.5	4.2	4.2
-7. Deleted due to partial (Post-election) interview	0.1	0.1	3.9	4.1	2.6	2.7
-8. Don't know	1.3	0.7	0.0	0.0	0.4	0.2
-9. Refused	0.1	0.1	0.4	0.6	0.3	0.4

budget_rdef250k

Label: POST: Reduce deficit by raising personal inc tax for over 250K inc

Unweighted Frequencies

	F2F	Web	Total
1. Favor	1420	2446	3866
2. Oppose	310	587	897
3. Neither favor nor oppose	179	531	710
-6. Not asked, unit nonresponse (no Post-election interview)	121	130	251
-7. Deleted due to partial (Post-election) interview	3	149	152
-8. Don't know	18	0	18
-9. Refused	5	17	22

Weighted Percentages

	F2F		Web		Total	
	Raw	Weights	Raw	Weights	Raw	Weights
1. Favor	69.1	66.3	63.4	61.3	65.3	63.0
2. Oppose	15.1	17.3	15.2	15.1	15.2	15.9
3. Neither favor nor oppose	8.7	9.7	13.8	15.4	12.0	13.4
-6. Not asked, unit nonresponse (no Post-election interview)	5.9	5.6	3.4	3.5	4.2	4.2
-7. Deleted due to partial (Post-election) interview	0.1	0.1	3.9	4.1	2.6	2.7
-8. Don't know	0.9	0.8	0.0	0.0	0.3	0.3
-9. Refused	0.2	0.2	0.4	0.6	0.4	0.5

budget_rdefmed

Label: Reduce deficit by replacing medicare with voucher system
Position: Post election survey, section-item no. 129-8
Description: Federal deficit reduction
Question: [Would you favor, oppose, or neither favor nor oppose a plan to reduce the federal budget deficit if it included the following: / (Would you favor, oppose, or neither favor nor oppose a plan to reduce the federal budget deficit if it included the following:)] Replace Medicare with a voucher program
Randomization: Order of deficit reduction items
Universe: IF FIRST OR 2ND ITEM IN DEFICIT REDUCTION SERIES / IF NOT FIRST OR 2ND ITEM IN DEFICIT REDUCTION SERIES:
Source: Respondent

Unweighted Frequencies

	F2F	Web	Total
1. Favor	233	472	705
2. Oppose	1221	2052	3273
3. Neither favor nor oppose	310	1038	1348
-6. Not asked, unit nonresponse (no Post-election interview)	121	130	251
-7. Deleted due to partial (Post-election) interview	3	149	152
-8. Don't know	161	0	161
-9. Refused	7	19	26

Weighted Percentages

	F2F		Web		Total	
	Raw	Weights	Raw	Weights	Raw	Weights
1. Favor	11.3	10.6	12.2	12.2	11.9	11.7
2. Oppose	59.4	58.5	53.2	50.3	55.3	53.2
3. Neither favor nor oppose	15.1	17.9	26.9	29.2	22.8	25.3
-6. Not asked, unit nonresponse (no Post-election interview)	5.9	5.6	3.4	3.5	4.2	4.2
-7. Deleted due to partial (Post-election) interview	0.1	0.1	3.9	4.1	2.6	2.7
-8. Don't know	7.8	7.0	0.0	0.0	2.7	2.4
-9. Refused	0.3	0.3	0.5	0.7	0.4	0.5

budget_rdefctax

Label: Reduce deficit by increasing corporate taxes
Position: Post election survey, section-item no. 129-9
Description: Federal deficit reduction
Question: [Would you favor, oppose, or neither favor nor oppose a plan to reduce the federal budget deficit if it included the following: / (Would you favor, oppose, or neither favor nor oppose a plan to reduce the federal budget deficit if it included the following:)]
Increase corporate taxes
Randomization: Order of deficit reduction items
Universe: IF FIRST OR 2ND ITEM IN DEFICIT REDUCTION SERIES / IF NOT FIRST OR 2ND ITEM IN DEFICIT REDUCTION SERIES:
Source: Respondent

Unweighted Frequencies

	F2F	Web	Total
1. Favor	1259	1994	3253
2. Oppose	382	705	1087
3. Neither favor nor oppose	232	863	1095
-6. Not asked, unit nonresponse (no Post-election interview)	121	130	251
-7. Deleted due to partial (Post-election) interview	3	149	152
-8. Don't know	55	0	55
-9. Refused	4	19	23

Weighted Percentages

	F2F		Web		Total	
	Raw	Weights	Raw	Weights	Raw	Weights
1. Favor	61.2	57.1	51.7	51.0	55.0	53.1
2. Oppose	18.6	23.1	18.3	17.2	18.4	19.3
3. Neither favor nor oppose	11.3	11.6	22.4	23.5	18.5	19.4
-6. Not asked, unit nonresponse (no Post-election interview)	5.9	5.6	3.4	3.5	4.2	4.2
-7. Deleted due to partial (Post-election) interview	0.1	0.1	3.9	4.1	2.6	2.7
-8. Don't know	2.7	2.2	0.0	0.0	0.9	0.8
-9. Refused	0.2	0.2	0.5	0.7	0.4	0.5

budget_rdefmil

Label: Reduce deficit by cutting military spending
Position: Post election survey, section-item no. 129-10
Description: Federal deficit reduction
Question: [Would you favor, oppose, or neither favor nor oppose a plan to reduce the federal budget deficit if it included the following: / (Would you favor, oppose, or neither favor nor oppose a plan to reduce the federal budget deficit if it included the following:)] Cut military spending
Randomization: Order of deficit reduction items
Universe: IF FIRST OR 2ND ITEM IN DEFICIT REDUCTION SERIES / IF NOT FIRST OR 2ND ITEM IN DEFICIT REDUCTION SERIES:
Source: Respondent

Unweighted Frequencies

	F2F	Web	Total
1. Favor	665	1321	1986
2. Oppose	1006	1442	2448
3. Neither favor nor oppose	227	802	1029
-6. Not asked, unit nonresponse (no Post-election interview)	121	130	251
-7. Deleted due to partial (Post-election) interview	3	149	152
-8. Don't know	29	0	29
-9. Refused	5	16	21

Weighted Percentages

	F2F		Web		Total	
	Raw	Weights	Raw	Weights	Raw	Weights
1. Favor	32.3	31.2	34.2	32.3	33.6	32.0
2. Oppose	48.9	51.8	37.4	37.4	41.4	42.4
3. Neither favor nor oppose	11.0	10.1	20.8	22.1	17.4	18.0
-6. Not asked, unit nonresponse (no Post-election interview)	5.9	5.6	3.4	3.5	4.2	4.2
-7. Deleted due to partial (Post-election) interview	0.1	0.1	3.9	4.1	2.6	2.7
-8. Don't know	1.4	1.0	0.0	0.0	0.5	0.3
-9. Refused	0.2	0.1	0.4	0.6	0.4	0.4

budget_rdefemp

Label: Reduce deficit by cutting fed employees by 10 percent
Position: Post election survey, section-item no. 129-11
Description: Federal deficit reduction
Question: [Would you favor, oppose, or neither favor nor oppose a plan to reduce the federal budget deficit if it included the following: / (Would you favor, oppose, or neither favor nor oppose a plan to reduce the federal budget deficit if it included the following:)] Reduce the number of federal government employees by 10 percent
Randomization: Order of deficit reduction items
Universe: IF FIRST OR 2ND ITEM IN DEFICIT REDUCTION SERIES / IF NOT FIRST OR 2ND ITEM IN DEFICIT REDUCTION SERIES:
Source: Respondent

Unweighted Frequencies

	F2F	Web	Total
1. Favor	985	2123	3108
2. Oppose	592	488	1080
3. Neither favor nor oppose	305	955	1260
-6. Not asked, unit nonresponse (no Post-election interview)	121	130	251
-7. Deleted due to partial (Post-election) interview	3	149	152
-8. Don't know	45	0	45
-9. Refused	5	15	20

Weighted Percentages

	F2F		Web		Total	
	Raw	Weights	Raw	Weights	Raw	Weights
1. Favor	47.9	53.6	55.0	53.2	52.5	53.4
2. Oppose	28.8	24.5	12.6	12.6	18.3	16.7
3. Neither favor nor oppose	14.8	14.4	24.7	26.1	21.3	22.0
-6. Not asked, unit nonresponse (no Post-election interview)	5.9	5.6	3.4	3.5	4.2	4.2
-7. Deleted due to partial (Post-election) interview	0.1	0.1	3.9	4.1	2.6	2.7
-8. Don't know	2.2	1.6	0.0	0.0	0.8	0.6
-9. Refused	0.2	0.1	0.4	0.6	0.3	0.4

budget_rdefgov

Label: Reduce deficit by cutting govt activities excluding military
Position: Post election survey, section-item no. 129-12
Description: Federal deficit reduction
Question: [Would you favor, oppose, or neither favor nor oppose a plan to reduce the federal budget deficit if it included the following: / (Would you favor, oppose, or neither favor nor oppose a plan to reduce the federal budget deficit if it included the following:)]
Spend less on all U.S. government activities besides the military
Randomization: Order of deficit reduction items
Universe: IF FIRST OR 2ND ITEM IN DEFICIT REDUCTION SERIES / IF NOT FIRST OR 2ND ITEM IN DEFICIT REDUCTION SERIES:
Source: Respondent

Unweighted Frequencies

	F2F	Web	Total
1. Favor	1224	2235	3459
2. Oppose	425	545	970
3. Neither favor nor oppose	234	786	1020
-6. Not asked, unit nonresponse (no Post-election interview)	121	130	251
-7. Deleted due to partial (Post-election) interview	3	149	152
-8. Don't know	45	0	45
-9. Refused	4	15	19

Weighted Percentages

	F2F		Web		Total	
	Raw	Weights	Raw	Weights	Raw	Weights
1. Favor	59.5	62.7	57.9	56.8	58.5	58.9
2. Oppose	20.7	18.3	14.1	14.2	16.4	15.7
3. Neither favor nor oppose	11.4	11.2	20.4	20.8	17.2	17.5
-6. Not asked, unit nonresponse (no Post-election interview)	5.9	5.6	3.4	3.5	4.2	4.2
-7. Deleted due to partial (Post-election) interview	0.1	0.1	3.9	4.1	2.6	2.7
-8. Don't know	2.2	1.7	0.0	0.0	0.8	0.6
-9. Refused	0.2	0.3	0.4	0.6	0.3	0.5

patriot_flag

Label: Emotion seeing flag fly
Position: Post election survey, section-item no. 129.5-1
Description: Patriotism
Question: When you see the American flag flying does it make you feel [EXTREMELY GOOD, VERY GOOD, MODERATELY GOOD, SLIGHTLY GOOD, or NOT GOOD AT ALL / NOT GOOD AT ALL, SLIGHTLY GOOD, MODERATELY GOOD, VERY GOOD, or EXTREMELY GOOD]?
Source: Respondent

Unweighted Frequencies

	F2F	Web	Total
1. Extremely good	837	1520	2357
2. Very good	613	1055	1668
3. Moderately good	296	627	923
4. Slightly good	124	244	368
5. Not good at all	44	109	153
-6. Not asked, unit nonresponse (no Post-election interview)	121	130	251
-7. Deleted due to partial (Post-election) interview	3	149	152
-8. Don't know	14	0	14
-9. Refused	4	26	30

Weighted Percentages

	F2F		Web		Total	
	Raw	Weights	Raw	Weights	Raw	Weights
1. Extremely good	40.7	43.5	39.4	36.7	39.8	39.1
2. Very good	29.8	30.2	27.3	27.1	28.2	28.2
3. Moderately good	14.4	12.9	16.2	18.0	15.6	16.2
4. Slightly good	6.0	5.2	6.3	6.5	6.2	6.1
5. Not good at all	2.1	1.4	2.8	3.2	2.6	2.6
-6. Not asked, unit nonresponse (no Post-election interview)	5.9	5.6	3.4	3.5	4.2	4.2
-7. Deleted due to partial (Post-election) interview	0.1	0.1	3.9	4.1	2.6	2.7
-8. Don't know	0.7	0.8	0.0	0.0	0.2	0.3
-9. Refused	0.2	0.2	0.7	1.0	0.5	0.7

patriot_love

Label: Love of country
Position: Post election survey, section-item no. 129.5-2
Description: Patriotism
Question: How do you feel about this country? Do you [hate it, dislike it, neither like nor dislike it, like it, or love it / love it, like it, neither like nor dislike it, dislike it, or hate it]?
Logic: Please note that this is forward/reverse although it is not a unipolar item.
Source: Respondent

Unweighted Frequencies

	F2F	Web	Total
1. Hate it	7	10	17
2. Dislike it	18	50	68
3. Neither like nor dislike it	96	244	340
4. Like it	546	882	1428
5. Love it	1264	2382	3646
-6. Not asked, unit nonresponse (no Post-election interview)	121	130	251
-7. Deleted due to partial (Post-election) interview	3	149	152
-8. Don't know	1	0	1
-9. Refused	0	13	13

Weighted Percentages

	F2F		Web		Total	
	Raw	Weights	Raw	Weights	Raw	Weights
1. Hate it	0.3	0.3	0.3	0.5	0.3	0.4
2. Dislike it	0.9	0.7	1.3	1.4	1.1	1.1
3. Neither like nor dislike it	4.7	3.6	6.3	8.9	5.7	7.1
4. Like it	26.6	23.0	22.8	23.8	24.1	23.5
5. Love it	61.5	66.6	61.7	57.3	61.6	60.5
-6. Not asked, unit nonresponse (no Post-election interview)	5.9	5.6	3.4	3.5	4.2	4.2
-7. Deleted due to partial (Post-election) interview	0.1	0.1	3.9	4.1	2.6	2.7
-9. Refused	0.0	0.0	0.3	0.5	0.2	0.3

patriot_amident

Label: Important being American
Position: Post election survey, section-item no. 129.5-4
Description: Patriotism
Question: How important is being an American to you personally? [EXTREMELY important, VERY important, SOMEWHAT important, A LITTLE important, or NOT AT ALL important /NOT AT ALL important, A LITTLE important, SOMEWHAT important, VERY important, or EXTREMELY important]?
Source: Respondent

Unweighted Frequencies

	F2F	Web	Total
1. Extremely important	1088	2054	3142
2. Very important	598	911	1509
3. Somewhat important	158	387	545
4. A little important	54	146	200
5. Not at all important	29	70	99
-6. Not asked, unit nonresponse (no Post-election interview)	121	130	251
-7. Deleted due to partial (Post-election) interview	3	149	152
-8. Don't know	5	0	5
-9. Refused	0	13	13

Weighted Percentages

	F2F		Web		Total	
	Raw	Weights	Raw	Weights	Raw	Weights
1. Extremely important	52.9	57.2	53.2	49.0	53.1	51.8
2. Very important	29.1	26.5	23.6	24.7	25.5	25.3
3. Somewhat important	7.7	7.0	10.0	11.4	9.2	9.9
4. A little important	2.6	1.8	3.8	5.0	3.4	3.9
5. Not at all important	1.4	1.5	1.8	2.0	1.7	1.8
-6. Not asked, unit nonresponse (no Post-election interview)	5.9	5.6	3.4	3.5	4.2	4.2
-7. Deleted due to partial (Post-election) interview	0.1	0.1	3.9	4.1	2.6	2.7
-8. Don't know	0.2	0.3	0.0	0.0	0.1	0.1
-9. Refused	0.0	0.0	0.3	0.4	0.2	0.3

milln_milltax

Label: Favor or oppose tax on millionaires
 Position: Post election survey, section-item no. 130-1
 Description: Millionaire tax
 Question: Do you favor, oppose, or neither favor nor oppose increasing income taxes on people making over one million dollars per year?
 Source: Respondent

Unweighted Frequencies

	F2F	Web	Total
1. Favor	1573	2748	4321
2. Oppose	197	364	561
3. Neither favor nor oppose	145	453	598
-6. Not asked, unit nonresponse (no Post-election interview)	121	130	251
-7. Deleted due to partial (Post-election) interview	3	149	152
-8. Don't know	15	0	15
-9. Refused	2	16	18

Weighted Percentages

	F2F		Web		Total	
	Raw	Weights	Raw	Weights	Raw	Weights
1. Favor	76.5	74.3	71.2	68.4	73.0	70.4
2. Oppose	9.6	10.8	9.4	10.0	9.5	10.3
3. Neither favor nor oppose	7.1	8.5	11.7	13.5	10.1	11.7
-6. Not asked, unit nonresponse (no Post-election interview)	5.9	5.6	3.4	3.5	4.2	4.2
-7. Deleted due to partial (Post-election) interview	0.1	0.1	3.9	4.1	2.6	2.7
-8. Don't know	0.7	0.6	0.0	0.0	0.3	0.2
-9. Refused	0.1	0.1	0.4	0.5	0.3	0.4

milln_milltaxst

Label: How strongly favor/oppose
Position: Post election survey, section-item no. 130-2
Description: Millionaire tax
Question: Do you favor that [a great deal, a moderate amount, or a little / a little, a moderate amount, or a great deal] / Do you oppose that [a great deal, a moderate amount, or a little / a little, a moderate amount, or a great deal] ?
Universe: IF R FAVORS INCREASING THE INCOME TAX PAID BY MILLIONAIRES / IF R OPPOSES INCREASING THE INCOME TAX PAID BY MILLIONAIRES:
Logic: Ask if MILL MILLTAX in(1,2), esle skip.
Web Logic: Online, bank with MILL MILLTAX.
Source: Respondent

Unweighted Frequencies

	F2F	Web	Total
1. A great deal	1209	2177	3386
2. A moderate amount	447	755	1202
3. A little	110	177	287
-1. Inapplicable	162	469	631
-6. Not asked, unit nonresponse (no Post-election interview)	121	130	251
-7. Deleted due to partial (Post-election) interview	3	149	152
-8. Don't know	4	0	4
-9. Refused	0	3	3

Weighted Percentages

	F2F		Web		Total	
	Raw	Weights	Raw	Weights	Raw	Weights
1. A great deal	58.8	55.5	56.4	55.1	57.2	55.2
2. A moderate amount	21.7	24.2	19.6	18.5	20.3	20.5
3. A little	5.4	5.2	4.6	4.8	4.9	4.9
-1. Inapplicable	7.9	9.2	12.2	14.0	10.7	12.3
-6. Not asked, unit nonresponse (no Post-election interview)	5.9	5.6	3.4	3.5	4.2	4.2
-7. Deleted due to partial (Post-election) interview	0.1	0.1	3.9	4.1	2.6	2.7
-8. Don't know	0.2	0.2	0.0	0.0	0.1	0.1
-9. Refused	0.0	0.0	0.1	0.1	0.1	0.1

milln_milltax_x

Label: POST: SUMMARY- Favor tax on millionaires

Unweighted Frequencies

	F2F	Web	Total
1. Favor a great deal	1108	1959	3067
2. Favor a moderate amount	376	641	1017
3. Favor a little	86	146	232
4. Neither favor nor oppose	145	453	598
5. Oppose a little	24	31	55
6. Oppose a moderate amount	71	114	185
7. Oppose a great deal	101	218	319
-6. Not asked, unit nonresponse (no Post-election interview)	121	130	251
-7. Deleted due to partial (Post-election) interview	3	149	152
-8. Don't know	19	0	19
-9. Refused	2	19	21

Weighted Percentages

	F2F		Web		Total	
	Raw	Weights	Raw	Weights	Raw	Weights
1. Favor a great deal	53.9	50.3	50.8	49.1	51.8	49.5
2. Favor a moderate amount	18.3	19.6	16.6	15.5	17.2	16.9
3. Favor a little	4.2	4.2	3.8	3.7	3.9	3.9
4. Neither favor nor oppose	7.1	8.5	11.7	13.5	10.1	11.7
5. Oppose a little	1.2	0.9	0.8	1.0	0.9	1.0
6. Oppose a moderate amount	3.5	4.6	3.0	3.0	3.1	3.6
7. Oppose a great deal	4.9	5.3	5.6	5.9	5.4	5.7
-6. Not asked, unit nonresponse (no Post-election interview)	5.9	5.6	3.4	3.5	4.2	4.2
-7. Deleted due to partial (Post-election) interview	0.1	0.1	3.9	4.1	2.6	2.7
-8. Don't know	0.9	0.7	0.0	0.0	0.3	0.2
-9. Refused	0.1	0.1	0.5	0.7	0.4	0.5

fairjob_opin

Label: Opinion about govt ensuring fair jobs for blacks
Position: Post election survey, section-item no. 131-2
Description: Govt ensure fair jobs for blacks
Question: Should the government in Washington see to it that black people get fair treatment in jobs or is this not the federal government's business?
Web Logic: Online, include a small text box in place of 'SPECIFY'.
Source: Respondent

Unweighted Frequencies

	F2F	Web	Total
1. Government in Washington should see to it that black people get fair treatment in jobs	1067	1293	2360
2. This is not the federal government's business	742	1816	2558
5. Other (SPECIFY)	39	440	479
-6. Not asked, unit nonresponse (no Post-election interview)	121	130	251
-7. Deleted due to partial (Post-election) interview	3	149	152
-8. Don't know	64	0	64
-9. Refused	20	32	52

	Weighted Percentages					
	F2F		Web		Total	
	Raw	Weights	Raw	Weights	Raw	Weights
1. Government in Washington should see to it that black people get fair treatment in jobs	51.9	46.0	33.5	30.0	39.9	35.5
2. This is not the federal government's business	36.1	41.8	47.0	50.2	43.2	47.3
5. Other (SPECIFY)	1.9	2.4	11.4	11.2	8.1	8.1
-6. Not asked, unit nonresponse (no Post-election interview)	5.9	5.6	3.4	3.5	4.2	4.2
-7. Deleted due to partial (Post-election) interview	0.1	0.1	3.9	4.1	2.6	2.7
-8. Don't know	3.1	3.0	0.0	0.0	1.1	1.0
-9. Refused	1.0	1.1	0.8	1.1	0.9	1.1

fairjob_opin_othtxt

Label: POST: Other specify- opinion about fair jobs

353 unique outcomes. 10 most frequently appearing outcomes:

Unweighted Frequencies

	<u>Count</u>
<NULL>	5485
all people shou	12
Everyone should	11
everyone should	7
all people get	5
All people shou	5
Government shou	5
Government in W	4
The government	4
all races shoul	3

fairjob_yes

Label: How much feel govt should ensure fair jobs for blacks
Position: Post election survey, section-item no. 131-3
Description: Govt ensure fair jobs for blacks
Question: Do you feel STRONGLY or NOT STRONGLY that the government in Washington should see to it that black people get fair treatment in jobs?
Universe: IF R POSITION IS THAT GOVT SHOULD SEE TO FAIR JOBS FOR BLACKS:
Logic: Ask if FAIRJOB FJOBOPIN =1 else skip
Source: Respondent

Unweighted Frequencies

	F2F	Web	Total
1. Strongly	916	925	1841
2. Not strongly	148	367	515
-1. Inapplicable	865	2288	3153
-6. Not asked, unit nonresponse (no Post-election interview)	121	130	251
-7. Deleted due to partial (Post-election) interview	3	149	152
-8. Don't know	3	0	3
-9. Refused	0	1	1

		Weighted Percentages					
		F2F		Web		Total	
		Raw	Weights	Raw	Weights	Raw	Weights
1.	Strongly	44.6	37.6	24.0	20.7	31.1	26.6
2.	Not strongly	7.2	8.3	9.5	9.3	8.7	8.9
-1.	Inapplicable	42.1	48.3	59.3	62.5	53.3	57.6
-6.	Not asked, unit nonresponse (no Post-election interview)	5.9	5.6	3.4	3.5	4.2	4.2
-7.	Deleted due to partial (Post-election) interview	0.1	0.1	3.9	4.1	2.6	2.7
-8.	Don't know	0.1	0.1	0.0	0.0	0.1	0.0

fairjob_no

Label: How much feel govt not ensure fair jobs for blacks
Position: Post election survey, section-item no. 131-4
Description: Govt ensure fair jobs for blacks
Question: Do you feel STRONGLY or NOT STRONGLY that this is not the federal government's business?
Universe: IF R POSITION IS THAT FAIR JOBS FOR BLACKS IS NOT THE GOVERNMENT'S BUSINESS:
Logic: Ask if FAIRJOB FJOBOPIN =2 else skip
Source: Respondent

Unweighted Frequencies

	F2F	Web	Total
1. Strongly	547	1282	1829
2. Not strongly	189	531	720
-1. Inapplicable	1190	1765	2955
-6. Not asked, unit nonresponse (no Post-election interview)	121	130	251
-7. Deleted due to partial (Post-election) interview	3	149	152
-8. Don't know	6	0	6
-9. Refused	0	3	3

Weighted Percentages

	F2F		Web		Total	
	Raw	Weights	Raw	Weights	Raw	Weights
1. Strongly	26.6	31.8	33.2	34.3	30.9	33.4
2. Not strongly	9.2	9.8	13.8	15.8	12.2	13.8
-1. Inapplicable	57.9	52.4	45.7	42.2	49.9	45.8
-6. Not asked, unit nonresponse (no Post-election interview)	5.9	5.6	3.4	3.5	4.2	4.2
-7. Deleted due to partial (Post-election) interview	0.1	0.1	3.9	4.1	2.6	2.7
-8. Don't know	0.3	0.2	0.0	0.0	0.1	0.1
-9. Refused	0.0	0.0	0.1	0.1	0.1	0.1

fairjob_opin_x

Label: POST: SUMMARY- Opinion about govt ensuring fair jobs for blacks

Unweighted Frequencies

	F2F	Web	Total
1. Feel strongly that govt should see to fair treatment	916	925	1841
2. Feel not strongly that govt should see to fair treatment	148	367	515
4. Feel not strongly that fair treatment is not govt business	189	531	720
5. Feel strongly that fair treatment is not govt business	547	1282	1829
-1. Inapplicable	39	440	479
-6. Not asked, unit nonresponse (no Post-election interview)	121	130	251
-7. Deleted due to partial (Post-election) interview	3	149	152
-8. Don't know	73	0	73
-9. Refused	20	36	56

Weighted Percentages						
	F2F		Web		Total	
	Raw	Weights	Raw	Weights	Raw	Weights
1. Feel strongly that govt should see to fair treatment	44.6	37.6	24.0	20.7	31.1	26.6
2. Feel not strongly that govt should see to fair treatment	7.2	8.3	9.5	9.3	8.7	8.9
4. Feel not strongly that fair treatment is not govt business	9.2	9.8	13.8	15.8	12.2	13.8
5. Feel strongly that fair treatment is not govt business	26.6	31.8	33.2	34.3	30.9	33.4
-1. Inapplicable	1.9	2.4	11.4	11.2	8.1	8.1
-6. Not asked, unit nonresponse (no Post-election interview)	5.9	5.6	3.4	3.5	4.2	4.2
-7. Deleted due to partial (Post-election) interview	0.1	0.1	3.9	4.1	2.6	2.7
-8. Don't know	3.6	3.2	0.0	0.0	1.2	1.1
-9. Refused	1.0	1.1	0.9	1.2	0.9	1.2

imports_limit

Label: Favor or oppose limits on foreign imports
Position: Post election survey, section-item no. 133-1
Description: Limits on foreign imports
Question: Some people have suggested placing new limits on foreign imports in order to protect American jobs. Others say that such limits would raise consumer prices and hurt American exports. Do you FAVOR or OPPOSE placing new limits on imports, or haven't you thought much about this?
Source: Respondent

Unweighted Frequencies

	F2F	Web	Total
1. Favor	712	1229	1941
2. Oppose	297	680	977
-2. Haven't thought much about this	896	1653	2549
-6. Not asked, unit nonresponse (no Post-election interview)	121	130	251
-7. Deleted due to partial (Post-election) interview	3	149	152
-8. Don't know	25	0	25
-9. Refused	2	19	21

Weighted Percentages							
	F2F		Web		Total		
	Raw	Weights	Raw	Weights	Raw	Weights	
1. Favor	34.6	36.0	31.8	31.4	32.8	33.0	
2. Oppose	14.4	16.7	17.6	15.9	16.5	16.2	
-2. Haven't thought much about this	43.6	40.3	42.8	44.4	43.1	43.0	
-6. Not asked, unit nonresponse (no Post-election interview)	5.9	5.6	3.4	3.5	4.2	4.2	
-7. Deleted due to partial (Post-election) interview	0.1	0.1	3.9	4.1	2.6	2.7	
-8. Don't know	1.2	1.3	0.0	0.0	0.4	0.4	
-9. Refused	0.1	0.0	0.5	0.7	0.4	0.5	

israel_support

Label: Is U.S. too supportive of Israel or not supportive enough
 Position: Post election survey, section-item no. 133.3-1
 Description: U.S. Support for Israel
 Question: Thinking about the relationship between the United States and Israel, is the U.S. too supportive of Israel, not supportive enough of Israel, or is U.S. support of Israel about right?
 Source: Respondent

Unweighted Frequencies

	F2F	Web	Total
1. Too supportive	435	912	1347
2. Not supportive enough	287	838	1125
3. About right	1008	1787	2795
-6. Not asked, unit nonresponse (no Post-election interview)	121	130	251
-7. Deleted due to partial (Post-election) interview	3	149	152
-8. Don't know	189	0	189
-9. Refused	13	44	57

Weighted Percentages

	F2F		Web		Total	
	Raw	Weights	Raw	Weights	Raw	Weights
1. Too supportive	21.2	20.5	23.6	23.8	22.8	22.6
2. Not supportive enough	14.0	17.1	21.7	21.4	19.0	19.9
3. About right	49.0	48.4	46.3	45.5	47.2	46.5
-6. Not asked, unit nonresponse (no Post-election interview)	5.9	5.6	3.4	3.5	4.2	4.2
-7. Deleted due to partial (Post-election) interview	0.1	0.1	3.9	4.1	2.6	2.7
-8. Don't know	9.2	7.8	0.0	0.0	3.2	2.7
-9. Refused	0.6	0.5	1.1	1.7	1.0	1.3

immigpo_level

Label: What should immigration levels be
Position: Post election survey, section-item no. 134-1
Description: Immigration levels and consequences
Question: Do you think the number of immigrants from foreign countries who are permitted to come to the United States to live should be [INCREASED A LOT, INCREASED A LITTLE, LEFT THE SAME AS IT IS NOW, DECREASED A LITTLE, or DECREASED A LOT / DECREASED A LOT, DECREASED A LITTLE, LEFT THE SAME AS IT IS NOW, INCREASED A LITTLE, or INCREASED A LOT]?
Logic: This question is forward/reverse although not unipolar.
Source: Respondent

Unweighted Frequencies

	F2F	Web	Total
1. Increased a lot	99	142	241
2. Increased a little	169	363	532
3. Left the same as it is now	858	1461	2319
4. Decreased a little	384	720	1104
5. Decreased a lot	335	862	1197
-6. Not asked, unit nonresponse (no Post-election interview)	121	130	251
-7. Deleted due to partial (Post-election) interview	3	149	152
-8. Don't know	78	0	78
-9. Refused	9	33	42

Weighted Percentages

	F2F		Web		Total	
	Raw	Weights	Raw	Weights	Raw	Weights
1. Increased a lot	4.8	4.3	3.7	3.4	4.1	3.7
2. Increased a little	8.2	8.9	9.4	8.9	9.0	8.9
3. Left the same as it is now	41.7	40.1	37.8	36.8	39.2	38.0
4. Decreased a little	18.7	19.7	18.7	17.5	18.7	18.3
5. Decreased a lot	16.3	17.2	22.3	24.7	20.2	22.1
-6. Not asked, unit nonresponse (no Post-election interview)	5.9	5.6	3.4	3.5	4.2	4.2
-7. Deleted due to partial (Post-election) interview	0.1	0.1	3.9	4.1	2.6	2.7
-8. Don't know	3.8	3.7	0.0	0.0	1.3	1.3
-9. Refused	0.4	0.3	0.9	1.2	0.7	0.9

immigpo_jobs

Label: How likely immigration will take away jobs
Position: Post election survey, section-item no. 134-2
Description: Immigration levels and consequences
Question: Now I'd like to ask you about immigration in recent years. How likely is it that recent immigration levels will take jobs away from people already here -- [EXTREMELY likely, VERY likely, SOMEWHAT likely, or NOT AT ALL likely / NOT AT ALL likely, SOMEWHAT likely, VERY likely, or EXTREMELY likely]?
Web Logic: Online, change 'I'd' to 'we'd'.
Source: Respondent

Unweighted Frequencies

	F2F	Web	Total
1. Extremely	402	623	1025
2. Very	366	695	1061
3. Somewhat	745	1566	2311
4. Not at all	388	669	1057
-6. Not asked, unit nonresponse (no Post-election interview)	121	130	251
-7. Deleted due to partial (Post-election) interview	3	149	152
-8. Don't know	28	0	28
-9. Refused	3	28	31

Weighted Percentages

	F2F		Web		Total	
	Raw	Weights	Raw	Weights	Raw	Weights
1. Extremely	19.6	18.2	16.1	17.5	17.3	17.7
2. Very	17.8	19.5	18.0	18.4	17.9	18.8
3. Somewhat	36.2	39.1	40.6	39.9	39.1	39.6
4. Not at all	18.9	16.6	17.3	15.5	17.9	15.9
-6. Not asked, unit nonresponse (no Post-election interview)	5.9	5.6	3.4	3.5	4.2	4.2
-7. Deleted due to partial (Post-election) interview	0.1	0.1	3.9	4.1	2.6	2.7
-8. Don't know	1.4	0.8	0.0	0.0	0.5	0.3
-9. Refused	0.1	0.1	0.7	1.1	0.5	0.8

hlthlaw_qual

Label: Health Care Law effect on health care services
Position: Post election survey, section-item no. 134.2-1
Description: Effect of health care law
Question: [After/If] the health care law is fully implemented, will it have improved, worsened, or had no effect on the quality of health care services in the United States?
Universe: IF 2012 PRESIDENTIAL ELECTION WINNER IS DEMOCRATIC CANDIDATE OBAMA / IF 2012 PRESIDENTIAL ELECTION WINNER IS REPUBLICAN CANDIDATE ROMNEY:
Logic: Preload variable winner will contain the value for the winner of the 2012 Presidential election. Its initial value will be a dummy value. It will be necessary immediately after the election results and prior to any Post-election interviewing for the interviewer to sync in order to capture the name of the winning candidate (Romney or Obama) which will be made available to the interviewer ASAP after the election through syncing. Load 'After' if preload variable winner=Obama; load 'If' if preload variable winner=Romney.
Source: Respondent

Unweighted Frequencies

	F2F	Web	Total
1. Improved	817	1324	2141
2. Worsened	550	1574	2124
3. Had no effect	301	648	949
-6. Not asked, unit nonresponse (no Post-election interview)	121	130	251
-7. Deleted due to partial (Post-election) interview	3	149	152
-8. Don't know	259	0	259
-9. Refused	5	35	40

Weighted Percentages

	F2F		Web		Total	
	Raw	Weights	Raw	Weights	Raw	Weights
1. Improved	39.7	31.4	34.3	30.2	36.2	30.6
2. Worsened	26.8	36.8	40.8	43.3	35.9	41.0
3. Had no effect	14.6	14.1	16.8	17.7	16.0	16.5
-6. Not asked, unit nonresponse (no Post-election interview)	5.9	5.6	3.4	3.5	4.2	4.2
-7. Deleted due to partial (Post-election) interview	0.1	0.1	3.9	4.1	2.6	2.7
-8. Don't know	12.6	11.8	0.0	0.0	4.4	4.1
-9. Refused	0.2	0.2	0.9	1.2	0.7	0.9

hlthlaw_num

Label: Health Care Law effect on number insured
Position: Post election survey, section-item no. 134.2-2
Description: Effect of health care law
Question: [After/If] the health care law is fully implemented, will it have increased, decreased, or had no effect on the number of Americans with health insurance?
Universe: IF 2012 PRESIDENTIAL ELECTION WINNER IS DEMOCRATIC CANDIDATE OBAMA / IF 2012 PRESIDENTIAL ELECTION WINNER IS REPUBLICAN CANDIDATE ROMNEY:
Logic: Load 'After' if preload variable winner=Obama; load 'If' if preload variable winner=Romney.
Source: Respondent

Unweighted Frequencies

	F2F	Web	Total
1. Increased	1229	2211	3440
2. Decreased	217	507	724
3. Had no effect	257	830	1087
-6. Not asked, unit nonresponse (no Post-election interview)	121	130	251
-7. Deleted due to partial (Post-election) interview	3	149	152
-8. Don't know	225	0	225
-9. Refused	4	33	37

Weighted Percentages

	F2F		Web		Total	
	Raw	Weights	Raw	Weights	Raw	Weights
1. Increased	59.8	58.7	57.3	54.8	58.1	56.1
2. Decreased	10.6	12.3	13.1	14.1	12.2	13.5
3. Had no effect	12.5	13.1	21.5	22.4	18.4	19.2
-6. Not asked, unit nonresponse (no Post-election interview)	5.9	5.6	3.4	3.5	4.2	4.2
-7. Deleted due to partial (Post-election) interview	0.1	0.1	3.9	4.1	2.6	2.7
-8. Don't know	10.9	10.0	0.0	0.0	3.8	3.5
-9. Refused	0.2	0.2	0.9	1.1	0.6	0.8

iran_nukdev

Label: Iran trying to develop nuclear weapons
 Position: Post election survey, section-item no. 134.4-1
 Description: Policy and attitudes toward Iran
 Question: Do you think Iran is or is not trying to develop nuclear weapons?
 Source: Respondent

Unweighted Frequencies

	F2F	Web	Total
1. Trying to develop nuclear weapons	1538	3206	4744
2. Not trying to develop nuclear weapons	112	305	417
-6. Not asked, unit nonresponse (no Post-election interview)	121	130	251
-7. Deleted due to partial (Post-election) interview	3	149	152
-8. Don't know	276	0	276
-9. Refused	6	70	76

Weighted Percentages

	F2F		Web		Total	
	Raw	Weights	Raw	Weights	Raw	Weights
1. Trying to develop nuclear weapons	74.8	78.4	83.1	80.6	80.2	79.9
2. Not trying to develop nuclear weapons	5.4	4.7	7.9	9.6	7.0	7.9
-6. Not asked, unit nonresponse (no Post-election interview)	5.9	5.6	3.4	3.5	4.2	4.2
-7. Deleted due to partial (Post-election) interview	0.1	0.1	3.9	4.1	2.6	2.7
-8. Don't know	13.4	10.8	0.0	0.0	4.7	3.8
-9. Refused	0.3	0.3	1.8	2.2	1.3	1.6

iran_nukdip

Label: Try to stop Iranian nuclear dev: direct diplomatic talks
Position: Post election survey, section-item no. 134.4-2
Description: Policy and attitudes toward Iran
Question: To try to prevent Iran from developing nuclear weapons, would you favor, oppose, or neither favor nor oppose..... Direct diplomatic talks between the United States and Iran to try to resolve the situation
Source: Respondent

Unweighted Frequencies

	F2F	Web	Total
1. Favor	1554	2426	3980
2. Oppose	146	298	444
3. Neither favor nor oppose	171	830	1001
-6. Not asked, unit nonresponse (no Post-election interview)	121	130	251
-7. Deleted due to partial (Post-election) interview	3	149	152
-8. Don't know	56	0	56
-9. Refused	5	27	32

Weighted Percentages

	F2F		Web		Total	
	Raw	Weights	Raw	Weights	Raw	Weights
1. Favor	75.6	76.7	62.8	59.5	67.3	65.5
2. Oppose	7.1	6.4	7.7	8.2	7.5	7.6
3. Neither favor nor oppose	8.3	9.1	21.5	23.7	16.9	18.6
-6. Not asked, unit nonresponse (no Post-election interview)	5.9	5.6	3.4	3.5	4.2	4.2
-7. Deleted due to partial (Post-election) interview	0.1	0.1	3.9	4.1	2.6	2.7
-8. Don't know	2.7	1.9	0.0	0.0	0.9	0.6
-9. Refused	0.2	0.2	0.7	1.1	0.5	0.8

iran_nuksanct

Label: Try to stop Iranian nuclear dev: increase sanctions
 Position: Post election survey, section-item no. 134.4-4
 Description: Policy and attitudes toward Iran
 Question: To try to prevent Iran from developing nuclear weapons, would you favor, oppose, or neither favor nor oppose... Increasing international economic sanctions against Iran
 Source: Respondent

Unweighted Frequencies

	F2F	Web	Total
1. Favor	1210	2464	3674
2. Oppose	224	243	467
3. Neither favor nor oppose	345	841	1186
-6. Not asked, unit nonresponse (no Post-election interview)	121	130	251
-7. Deleted due to partial (Post-election) interview	3	149	152
-8. Don't know	148	0	148
-9. Refused	5	33	38

Weighted Percentages

	F2F		Web		Total	
	Raw	Weights	Raw	Weights	Raw	Weights
1. Favor	58.9	62.9	63.8	59.7	62.1	60.8
2. Oppose	10.9	9.2	6.3	7.2	7.9	7.9
3. Neither favor nor oppose	16.8	15.8	21.8	24.4	20.0	21.4
-6. Not asked, unit nonresponse (no Post-election interview)	5.9	5.6	3.4	3.5	4.2	4.2
-7. Deleted due to partial (Post-election) interview	0.1	0.1	3.9	4.1	2.6	2.7
-8. Don't know	7.2	6.2	0.0	0.0	2.5	2.2
-9. Refused	0.2	0.2	0.9	1.2	0.6	0.8

iran_nuksite

Label: Try to stop Iranian nuclear dev: bomb development sites
 Position: Post election survey, section-item no. 134.4-6
 Description: Policy and attitudes toward Iran
 Question: (To try to prevent Iran from developing nuclear weapons, would you favor, oppose, or neither favor nor oppose...) The United States bombing Iran's nuclear development sites
 Source: Respondent

Unweighted Frequencies

	F2F	Web	Total
1. Favor	580	1096	1676
2. Oppose	901	1271	2172
3. Neither favor nor oppose	361	1187	1548
-6. Not asked, unit nonresponse (no Post-election interview)	121	130	251
-7. Deleted due to partial (Post-election) interview	3	149	152
-8. Don't know	82	0	82
-9. Refused	8	27	35

Weighted Percentages

	F2F		Web		Total	
	Raw	Weights	Raw	Weights	Raw	Weights
1. Favor	28.2	27.3	28.4	28.0	28.3	27.7
2. Oppose	43.8	44.4	32.9	31.7	36.7	36.1
3. Neither favor nor oppose	17.6	18.4	30.8	31.8	26.2	27.1
-6. Not asked, unit nonresponse (no Post-election interview)	5.9	5.6	3.4	3.5	4.2	4.2
-7. Deleted due to partial (Post-election) interview	0.1	0.1	3.9	4.1	2.6	2.7
-8. Don't know	4.0	3.8	0.0	0.0	1.4	1.3
-9. Refused	0.4	0.4	0.7	1.0	0.6	0.8

iran_nukeinvd

Label: Try to stop Iranian nuclear dev: invade with U.S. troops
 Position: Post election survey, section-item no. 134.4-8
 Description: Policy and attitudes toward Iran
 Question: (To try to prevent Iran from developing nuclear weapons, would you favor, oppose, or neither favor nor oppose...) Invading with U.S. forces to remove the Iranian government from power
 Source: Respondent

Unweighted Frequencies

	F2F	Web	Total
1. Favor	456	643	1099
2. Oppose	1039	1758	2797
3. Neither favor nor oppose	337	1150	1487
-6. Not asked, unit nonresponse (no Post-election interview)	121	130	251
-7. Deleted due to partial (Post-election) interview	3	149	152
-8. Don't know	93	0	93
-9. Refused	7	30	37

Weighted Percentages

	F2F		Web		Total	
	Raw	Weights	Raw	Weights	Raw	Weights
1. Favor	22.2	18.5	16.7	16.6	18.6	17.3
2. Oppose	50.5	55.1	45.5	42.6	47.3	47.0
3. Neither favor nor oppose	16.4	17.0	29.8	32.2	25.1	26.9
-6. Not asked, unit nonresponse (no Post-election interview)	5.9	5.6	3.4	3.5	4.2	4.2
-7. Deleted due to partial (Post-election) interview	0.1	0.1	3.9	4.1	2.6	2.7
-8. Don't know	4.5	3.4	0.0	0.0	1.6	1.2
-9. Refused	0.3	0.3	0.8	1.0	0.6	0.8

china_econ

Label: Effect of China's economic expansion on U.S.
 Position: Post election survey, section-item no. 134.7-1
 Description: Policy and attitudes toward China
 Question: Do you think the recent economic expansion of China has been generally good for the U.S., bad for the U.S., or had no effect on the U.S. economy?
 Source: Respondent

Unweighted Frequencies

	F2F	Web	Total
1. Good	377	719	1096
2. Bad	1012	2007	3019
3. No Effect	292	812	1104
-6. Not asked, unit nonresponse (no Post-election interview)	121	130	251
-7. Deleted due to partial (Post-election) interview	3	149	152
-8. Don't know	249	0	249
-9. Refused	2	43	45

Weighted Percentages

	F2F		Web		Total	
	Raw	Weights	Raw	Weights	Raw	Weights
1. Good	18.3	18.4	18.6	16.1	18.5	16.9
2. Bad	49.2	53.1	52.0	51.8	51.0	52.3
3. No Effect	14.2	12.1	21.0	22.7	18.7	19.0
-6. Not asked, unit nonresponse (no Post-election interview)	5.9	5.6	3.4	3.5	4.2	4.2
-7. Deleted due to partial (Post-election) interview	0.1	0.1	3.9	4.1	2.6	2.7
-8. Don't know	12.1	10.5	0.0	0.0	4.2	3.6
-9. Refused	0.1	0.2	1.1	1.7	0.8	1.2

china_mil

Label: China military threat
 Position: Post election survey, section-item no. 134.7-2
 Description: Policy and attitudes toward China
 Question: Do you think China's military is [a major threat to the security of the United States, a minor threat, or not a threat / not a threat, a minor threat, or a major threat to the security of the United States]?
 Source: Respondent

Unweighted Frequencies

	F2F	Web	Total
1. Major threat	571	973	1544
2. Minor threat	823	1805	2628
3. Not a threat	388	755	1143
-6. Not asked, unit nonresponse (no Post-election interview)	121	130	251
-7. Deleted due to partial (Post-election) interview	3	149	152
-8. Don't know	146	0	146
-9. Refused	4	48	52

Weighted Percentages

	F2F		Web		Total	
	Raw	Weights	Raw	Weights	Raw	Weights
1. Major threat	27.8	26.3	25.2	24.0	26.1	24.8
2. Minor threat	40.0	43.4	46.8	47.2	44.4	45.8
3. Not a threat	18.9	18.7	19.6	19.6	19.3	19.3
-6. Not asked, unit nonresponse (no Post-election interview)	5.9	5.6	3.4	3.5	4.2	4.2
-7. Deleted due to partial (Post-election) interview	0.1	0.1	3.9	4.1	2.6	2.7
-8. Don't know	7.1	5.7	0.0	0.0	2.5	2.0
-9. Refused	0.2	0.1	1.2	1.7	0.9	1.2

ecperil_putoffmed

Label: Put off checkup and vaccines
Position: Post election survey, section-item no. 134.9-1
Description: Economic Peril
Question: We are interested in finding out whether or not people are getting regular check ups and vaccinations as well as treatment for illness and injury. During the past 12 months, have you or anyone living here put off getting this kind of health care because of the cost, or has no one living here put off getting this kind of health care because of the cost?
Source: Respondent

Unweighted Frequencies

	F2F	Web	Total
1. Someone has put off health care	497	876	1373
2. No one has put off health care	1422	2689	4111
-6. Not asked, unit nonresponse (no Post-election interview)	121	130	251
-7. Deleted due to partial (Post-election) interview	3	149	152
-8. Don't know	13	0	13
-9. Refused	0	16	16

Weighted Percentages						
	F2F		Web		Total	
	Raw	Weights	Raw	Weights	Raw	Weights
1. Someone has put off health care	24.2	21.4	22.7	23.8	23.2	23.0
2. No one has put off health care	69.2	72.6	69.7	68.0	69.5	69.6
-6. Not asked, unit nonresponse (no Post-election interview)	5.9	5.6	3.4	3.5	4.2	4.2
-7. Deleted due to partial (Post-election) interview	0.1	0.1	3.9	4.1	2.6	2.7
-8. Don't know	0.6	0.3	0.0	0.0	0.2	0.1
-9. Refused	0.0	0.0	0.4	0.6	0.3	0.4

ecperil_payhlthcst

Label: Will you pay all costs
Position: Post election survey, section-item no. 134.9-2
Description: Economic Peril
Question: During the next 12 months, how likely is it that you will be able to pay for all of your health care costs? [Extremely likely, very likely, moderately likely, slightly likely, or not likely at all / not likely at all, slightly likely, moderately likely, very likely, or extremely likely?]
Source: Respondent

Unweighted Frequencies

	F2F	Web	Total
1. Extremely likely	490	1085	1575
2. Very likely	442	933	1375
3. Moderately likely	355	701	1056
4. Slightly likely	255	352	607
5. Not likely at all	366	490	856
-6. Not asked, unit nonresponse (no Post-election interview)	121	130	251
-7. Deleted due to partial (Post-election) interview	3	149	152
-8. Don't know	24	0	24
-9. Refused	0	20	20

Weighted Percentages

	F2F		Web		Total	
	Raw	Weights	Raw	Weights	Raw	Weights
1. Extremely likely	23.8	28.9	28.1	25.6	26.6	26.8
2. Very likely	21.5	23.4	24.2	22.6	23.2	22.9
3. Moderately likely	17.3	16.3	18.2	19.5	17.8	18.4
4. Slightly likely	12.4	10.1	9.1	9.8	10.3	9.9
5. Not likely at all	17.8	14.8	12.7	14.1	14.5	14.4
-6. Not asked, unit nonresponse (no Post-election interview)	5.9	5.6	3.4	3.5	4.2	4.2
-7. Deleted due to partial (Post-election) interview	0.1	0.1	3.9	4.1	2.6	2.7
-8. Don't know	1.2	0.8	0.0	0.0	0.4	0.3
-9. Refused	0.0	0.0	0.5	0.8	0.3	0.5

ecperil_worry

Label: Worry about financial situation
Position: Post election survey, section-item no. 134.9-3
Description: Economic Peril
Question: So far as you and your family are concerned, how worried are you about your current financial situation? [Extremely worried, very worried, moderately worried, a little worried, or not at all worried / not at all worried, a little worried, moderately worried, very worried, or extremely worried?]
Source: Respondent

Unweighted Frequencies

	F2F	Web	Total
1. Extremely worried	263	425	688
2. Very worried	278	486	764
3. Moderately worried	565	1073	1638
4. A little worried	480	1027	1507
5. Not at all worried	343	556	899
-6. Not asked, unit nonresponse (no Post-election interview)	121	130	251
-7. Deleted due to partial (Post-election) interview	3	149	152
-8. Don't know	2	0	2
-9. Refused	1	14	15

Weighted Percentages

	F2F		Web		Total	
	Raw	Weights	Raw	Weights	Raw	Weights
1. Extremely worried	12.8	9.5	11.0	11.6	11.6	10.9
2. Very worried	13.5	12.4	12.6	12.1	12.9	12.2
3. Moderately worried	27.5	29.3	27.8	28.8	27.7	29.0
4. A little worried	23.3	24.7	26.6	25.4	25.5	25.2
5. Not at all worried	16.7	18.2	14.4	14.0	15.2	15.5
-6. Not asked, unit nonresponse (no Post-election interview)	5.9	5.6	3.4	3.5	4.2	4.2
-7. Deleted due to partial (Post-election) interview	0.1	0.1	3.9	4.1	2.6	2.7
-8. Don't know	0.1	0.1	0.0	0.0	0.0	0.0
-9. Refused	0.0	0.0	0.4	0.5	0.3	0.4

ecperil_home

Label: Home tenure
Position: Post election survey, section-item no. 134.9-4
Description: Economic Peril
Question: Do you pay rent for your home, make monthly mortgage payments for your home, own your home outright with no payments due, or have some other living arrangement?
Source: Respondent

Unweighted Frequencies

	F2F	Web	Total
1. Pay rent	822	881	1703
2. Pay mortgage	693	1588	2281
3. Own home with no payments due	256	853	1109
4. Some other arrangement	154	245	399
-6. Not asked, unit nonresponse (no Post-election interview)	121	130	251
-7. Deleted due to partial (Post-election) interview	3	149	152
-8. Don't know	1	0	1
-9. Refused	6	14	20

Weighted Percentages

	F2F		Web		Total	
	Raw	Weights	Raw	Weights	Raw	Weights
1. Pay rent	40.0	26.9	22.8	23.4	28.8	24.6
2. Pay mortgage	33.7	42.1	41.1	40.9	38.6	41.3
3. Own home with no payments due	12.5	17.1	22.1	20.4	18.7	19.3
4. Some other arrangement	7.5	7.9	6.3	7.1	6.7	7.4
-6. Not asked, unit nonresponse (no Post-election interview)	5.9	5.6	3.4	3.5	4.2	4.2
-7. Deleted due to partial (Post-election) interview	0.1	0.1	3.9	4.1	2.6	2.7
-8. Don't know	0.0	0.1	0.0	0.0	0.0	0.0
-9. Refused	0.3	0.3	0.4	0.6	0.3	0.5

ecperil_payany

Label: Any payments for home for non-owners non-renters
Position: Post election survey, section-item no. 134.9-5
Description: Economic Peril
Question: Do you pay any money for your housing, or do you not pay any money for your housing?
Universe: IF R HAS A LIVING ARRANGEMENT OTHER THAN HOME OWNERSHIP OR RENTAL:
Logic: Ask if ECPERIL HOME=4, else skip
Source: Respondent

Unweighted Frequencies

	F2F	Web	Total
1. Pay money for housing	57	90	147
2. Do not pay money for housing	94	151	245
-1. Inapplicable	1778	3336	5114
-6. Not asked, unit nonresponse (no Post-election interview)	121	130	251
-7. Deleted due to partial (Post-election) interview	3	149	152
-8. Don't know	1	0	1
-9. Refused	2	4	6

Weighted Percentages

	F2F		Web		Total	
	Raw	Weights	Raw	Weights	Raw	Weights
1. Pay money for housing	2.8	3.1	2.3	2.6	2.5	2.8
2. Do not pay money for housing	4.6	4.7	3.9	4.4	4.1	4.5
-1. Inapplicable	86.5	86.4	86.4	85.3	86.4	85.7
-6. Not asked, unit nonresponse (no Post-election interview)	5.9	5.6	3.4	3.5	4.2	4.2
-7. Deleted due to partial (Post-election) interview	0.1	0.1	3.9	4.1	2.6	2.7
-9. Refused	0.1	0.1	0.1	0.1	0.1	0.1

ecperil_payhouse

Label: Able to make housing payments
Position: Post election survey, section-item no. 134.9-6
Description: Economic Peril
Question: During the next 12 months, how likely is it that you will be able to make all of your [rent/mortgage/housing] payments on time? [Extremely likely, very likely, moderately likely, slightly likely, or not likely at all / not likely at all, slightly likely, moderately likely, very likely, or extremely likely?]
Universe: IF R PAYS RENT/ IF R OWNS HIS OR HER HOME AND PAYS A MORTGAGE / IF R DOES NOT PAY RENT OR A MORTGAGE BUT STILL PAYS MONEY FOR HIS OR HER HOUSING:
Logic: Ask if ECPERIL HOME in(1,2) or if ECPERIL PAYANY=1, else skip. If ECPERIL HOME=1 load 'rent'; if ECPERIL HOME=2 load 'mortgage'; if ECPERIL PAYANY=1 load 'housing'.
Source: Respondent

Unweighted Frequencies

	F2F	Web	Total
1. Extremely likely	680	0	680
2. Very likely	482	0	482
3. Moderately likely	264	0	264
4. Slightly likely	85	0	85
5. Not likely at all	51	0	51
-1. Inapplicable	360	3581	3941
-6. Not asked, unit nonresponse (no Post-election interview)	121	130	251
-7. Deleted due to partial (Post-election) interview	3	149	152
-8. Don't know	10	0	10

Weighted Percentages

	F2F		Web		Total	
	Raw	Weights	Raw	Weights	Raw	Weights
1. Extremely likely	33.1	36.1	0.0	0.0	11.5	12.6
2. Very likely	23.4	20.7	0.0	0.0	8.1	7.2
3. Moderately likely	12.8	9.7	0.0	0.0	4.5	3.4
4. Slightly likely	4.1	3.1	0.0	0.0	1.4	1.1
5. Not likely at all	2.5	2.1	0.0	0.0	0.9	0.7
-1. Inapplicable	17.5	22.3	92.8	92.4	66.6	68.1
-6. Not asked, unit nonresponse (no Post-election interview)	5.9	5.6	3.4	3.5	4.2	4.2
-7. Deleted due to partial (Post-election) interview	0.1	0.1	3.9	4.1	2.6	2.7
-8. Don't know	0.5	0.3	0.0	0.0	0.2	0.1

ecperil_lostjobs

Label: Anyone lost jobs
 Position: Post election survey, section-item no. 134.9-7
 Description: Economic Peril
 Question: During the past 12 months, has anyone in your family or a close personal friend lost a job, or has no one in your family and no close personal friend lost a job in the past 12 months?
 Source: Respondent

Unweighted Frequencies

	F2F	Web	Total
1. Someone lost a job	1119	1455	2574
2. No one lost a job	799	2113	2912
-6. Not asked, unit nonresponse (no Post-election interview)	121	130	251
-7. Deleted due to partial (Post-election) interview	3	149	152
-8. Don't know	13	0	13
-9. Refused	1	13	14

Weighted Percentages

	F2F		Web		Total	
	Raw	Weights	Raw	Weights	Raw	Weights
1. Someone lost a job	54.4	52.0	37.7	35.6	43.5	41.3
2. No one lost a job	38.9	41.5	54.7	56.3	49.2	51.2
-6. Not asked, unit nonresponse (no Post-election interview)	5.9	5.6	3.4	3.5	4.2	4.2
-7. Deleted due to partial (Post-election) interview	0.1	0.1	3.9	4.1	2.6	2.7
-8. Don't know	0.6	0.7	0.0	0.0	0.2	0.2
-9. Refused	0.0	0.0	0.3	0.5	0.2	0.3

libcpo_self

Label: 7pt scale liberal-Conservate: self placement
Position: Pre and Post-election survey, section-item no. 135-2
Description: Liberal-conservative placement
Question: Where would you place YOURSELF on this scale, or haven't you thought much about this?
Source: Respondent

Unweighted Frequencies

	F2F	Web	Total
1. Extremely liberal	58	108	166
2. Liberal	216	430	646
3. Slightly liberal	189	450	639
4. Moderate; middle of the road	521	1237	1758
5. Slightly conservative	212	460	672
6. Conservative	247	728	975
7. Extremely conservative	54	134	188
-2. Haven't thought much (DO NOT PROBE)	410	0	410
-6. Not asked, unit nonresponse (no Post-election interview)	121	130	251
-7. Deleted due to partial (Post-election) interview	3	149	152
-8. Don't know	23	0	23
-9. Refused	2	34	36

Weighted Percentages

	F2F		Web		Total	
	Raw	Weights	Raw	Weights	Raw	Weights
1. Extremely liberal	2.8	1.6	2.8	2.8	2.8	2.4
2. Liberal	10.5	9.8	11.1	10.1	10.9	10.0
3. Slightly liberal	9.2	10.0	11.7	11.5	10.8	11.0
4. Moderate; middle of the road	25.3	23.5	32.0	32.7	29.7	29.5
5. Slightly conservative	10.3	13.2	11.9	12.4	11.4	12.7
6. Conservative	12.0	16.7	18.9	17.6	16.5	17.3
7. Extremely conservative	2.6	3.2	3.5	4.0	3.2	3.7
-2. Haven't thought much (DO NOT PROBE)	19.9	15.4	0.0	0.0	6.9	5.4
-6. Not asked, unit nonresponse (no Post-election interview)	5.9	5.6	3.4	3.5	4.2	4.2
-7. Deleted due to partial (Post-election) interview	0.1	0.1	3.9	4.1	2.6	2.7
-8. Don't know	1.1	0.7	0.0	0.0	0.4	0.2
-9. Refused	0.1	0.1	0.9	1.3	0.6	0.9

libcpo_selfch

Label: If had to choose, liberal or conservative
Position: Pre and Post-election survey, section-item no. 135-3
Description: Liberal-conservative placement
Question: If you had to choose, would you consider yourself a LIBERAL or a CONSERVATIVE?
Universe: IF MODERATE, DK, OR HAVEN'T THOUGHT MUCH FOR LIBERAL-CONSERVATIVE:
Logic: Ask if LIBCPO LIBCPOSELF in(4,DK,99) else skip
Source: Respondent

Unweighted Frequencies

	F2F	Web	Total
1. Liberal	297	0	297
2. Conservative	389	0	389
3. Moderate (VOL)	151	0	151
-1. Inapplicable	978	3581	4559
-6. Not asked, unit nonresponse (no Post-election interview)	121	130	251
-7. Deleted due to partial (Post-election) interview	3	149	152
-8. Don't know	106	0	106
-9. Refused	11	0	11

Weighted Percentages

	F2F		Web		Total	
	Raw	Weights	Raw	Weights	Raw	Weights
1. Liberal	14.4	11.6	0.0	0.0	5.0	4.0
2. Conservative	18.9	17.7	0.0	0.0	6.6	6.2
3. Moderate (VOL)	7.3	5.6	0.0	0.0	2.6	2.0
-1. Inapplicable	47.6	54.6	92.8	92.4	77.1	79.3
-6. Not asked, unit nonresponse (no Post-election interview)	5.9	5.6	3.4	3.5	4.2	4.2
-7. Deleted due to partial (Post-election) interview	0.1	0.1	3.9	4.1	2.6	2.7
-8. Don't know	5.2	4.1	0.0	0.0	1.8	1.4
-9. Refused	0.5	0.6	0.0	0.0	0.2	0.2

libcpo_hdc

Label: 7pt scale liberal-conservative: Democratic House cand
Position: Post election survey, section-item no. 135-4
Description: Liberal-conservative placement
Question: (Looking at page [preload: postpg e] of the booklet) Where would you place [preload: dem hsename on this scale?
Randomization: Order of House candidates
Universe: IF DEMOCRATIC CANDIDATE IN HOUSE RACE: IF R DID NOT INDICATE NO RECOGNITION OF DEMOCRATIC HOUSE CAND IN THERMOMETER:
Logic: Ask if preloaded name of Democratic House candidate in var dem hsename is not null or blank and if thermometer rating in THERMPO THPOHDC (thermometer rating for House Democratic candidate) is not 999. 'Don't know who this is'; else skip. Randomize the order in which placements for the Democratic and Republican House candidates are asked.
Web Logic: Online, omit '(Looking at page [preload: postpg e] of the booklet)'.
Source: Respondent

Unweighted Frequencies

	F2F	Web	Total
1. Extremely liberal	68	242	310
2. Liberal	267	658	925
3. Slightly liberal	213	584	797
4. Moderate; middle of the road	281	908	1189
5. Slightly conservative	95	153	248
6. Conservative	91	128	219
7. Extremely conservative	21	32	53
-1. Inapplicable	574	748	1322
-4. Error	0	3	3
-6. Not asked, unit nonresponse (no Post-election interview)	121	130	251
-7. Deleted due to partial (Post-election) interview	3	149	152
-8. Don't know	317	0	317
-9. Refused	5	125	130

Weighted Percentages

	F2F		Web		Total	
	Raw	Weights	Raw	Weights	Raw	Weights
1. Extremely liberal	3.3	3.4	6.3	5.3	5.2	4.6
2. Liberal	13.0	15.3	17.0	15.1	15.6	15.2
3. Slightly liberal	10.4	11.8	15.1	14.0	13.5	13.2
4. Moderate; middle of the road	13.7	12.6	23.5	24.5	20.1	20.4
5. Slightly conservative	4.6	3.9	4.0	4.4	4.2	4.2
6. Conservative	4.4	2.3	3.3	2.9	3.7	2.7
7. Extremely conservative	1.0	0.5	0.8	0.9	0.9	0.8
-1. Inapplicable	27.9	27.9	19.4	21.0	22.3	23.4
-4. Error	0.0	0.0	0.1	0.2	0.1	0.1
-6. Not asked, unit nonresponse (no Post-election interview)	5.9	5.6	3.4	3.5	4.2	4.2
-7. Deleted due to partial (Post-election) interview	0.1	0.1	3.9	4.1	2.6	2.7
-8. Don't know	15.4	16.4	0.0	0.0	5.4	5.7
-9. Refused	0.2	0.3	3.2	4.1	2.2	2.8

libcpo_hrc

Label: 7pt scale liberal-conservative: Republican House cand
Position: Post election survey, section-item no. 135-5
Description: Liberal-conservative placement
Question: (Looking at page [preload: postpg e] of the booklet) Where would you place [preload: rep hsename] on this scale?
Randomization: Order of House candidates
Universe: IF REPUBLICAN CANDIDATE IN HOUSE RACE: IF R DID NOT INDICATE NO RECOGNITION OF REPUBLICAN HOUSE CAND IN THERMOMETER:
Logic: Ask if preloaded name of Republican House candidate in var rep hsename is not null or blank and if thermometer rating in THERMPO THPOHRC (thermometer rating for House Republican candidate) is not 999. 'Don't know who this is'; else skip
Web Logic: Online, omit '(Looking at page [preload: postpg e] of the booklet)'.
Source: Respondent

Unweighted Frequencies

	F2F	Web	Total
1. Extremely liberal	17	39	56
2. Liberal	36	131	167
3. Slightly liberal	75	193	268
4. Moderate; middle of the road	225	801	1026
5. Slightly conservative	205	481	686
6. Conservative	330	861	1191
7. Extremely conservative	84	237	321
-1. Inapplicable	608	716	1324
-4. Error	0	4	4
-6. Not asked, unit nonresponse (no Post-election interview)	121	130	251
-7. Deleted due to partial (Post-election) interview	3	149	152
-8. Don't know	348	0	348
-9. Refused	4	118	122

Weighted Percentages

	F2F		Web		Total	
	Raw	Weights	Raw	Weights	Raw	Weights
1. Extremely liberal	0.8	0.4	1.0	1.0	0.9	0.8
2. Liberal	1.8	1.6	3.4	3.2	2.8	2.6
3. Slightly liberal	3.6	3.9	5.0	5.1	4.5	4.7
4. Moderate; middle of the road	10.9	11.0	20.8	21.7	17.3	18.0
5. Slightly conservative	10.0	12.8	12.5	12.3	11.6	12.5
6. Conservative	16.1	21.3	22.3	20.4	20.1	20.7
7. Extremely conservative	4.1	4.4	6.1	5.3	5.4	5.0
-1. Inapplicable	29.6	23.8	18.5	19.1	22.4	20.7
-4. Error	0.0	0.0	0.1	0.2	0.1	0.1
-6. Not asked, unit nonresponse (no Post-election interview)	5.9	5.6	3.4	3.5	4.2	4.2
-7. Deleted due to partial (Post-election) interview	0.1	0.1	3.9	4.1	2.6	2.7
-8. Don't know	16.9	14.7	0.0	0.0	5.9	5.1
-9. Refused	0.2	0.3	3.1	4.1	2.1	2.8

science_use

Label: How oft shd govt use scientific methods to solve imp probs
Position: Post election survey, section-item no. 135.7-1
Description: Scientific literacy
Question: When trying to solve important problems, how often should the government rely on scientific approaches? [always, most of the time, about half the time, some of the time, never / never, some of the time, about half the time, most of the time, or always]
Source: Respondent

Unweighted Frequencies

	F2F	Web	Total
1. Always	256	311	567
2. Most of the time	486	1011	1497
3. About half the time	328	954	1282
4. Some of the time	733	1087	1820
5. Never	65	165	230
-6. Not asked, unit nonresponse (no Post-election interview)	121	130	251
-7. Deleted due to partial (Post-election) interview	3	149	152
-8. Don't know	59	0	59
-9. Refused	5	53	58

Weighted Percentages

	F2F		Web		Total	
	Raw	Weights	Raw	Weights	Raw	Weights
1. Always	12.5	11.5	8.1	7.1	9.6	8.6
2. Most of the time	23.6	25.7	26.2	24.4	25.3	24.9
3. About half the time	16.0	16.4	24.7	26.3	21.7	22.8
4. Some of the time	35.7	35.5	28.2	27.9	30.8	30.6
5. Never	3.2	2.6	4.3	4.8	3.9	4.0
-6. Not asked, unit nonresponse (no Post-election interview)	5.9	5.6	3.4	3.5	4.2	4.2
-7. Deleted due to partial (Post-election) interview	0.1	0.1	3.9	4.1	2.6	2.7
-8. Don't know	2.9	2.3	0.0	0.0	1.0	0.8
-9. Refused	0.2	0.3	1.4	1.8	1.0	1.3

abort_dpc4

Label: STD Abortion: Democratic Presidential cand placem
 Position: Post election survey, section-item no. 136-3
 Description: Abortion
 Question: Now on another topic. (Looking at page [preload:postpg f] of the booklet) Where would you place [preload: DEM PCNAME]? (on abortion)?
 Randomization: Order of Pres cand
 Logic: Randomize the order of questions asking for placement of the Democratic and Republican Presidential candidates on abortion (ABORTPO ABDPCSTD and ABORTPO ABRPCSTD).
 Web Logic: Online, omit '(Looking at page [preload: postpg e] of the booklet)'. The question stem should read, 'Where would you place [preload: DEM PCNAME] on abortion?' Omit response option 5.
 Source: Respondent

Unweighted Frequencies

	F2F	Web	Total
1. By law, abortion should never be permitted.	110	162	272
2. The law should permit abortion only in case of rape, incest, or when the woman's life is in danger.	283	463	746
3. The law should permit abortion for reasons other than rape, incest, or danger to the woman	316	530	846
4. By law, a woman should always be able to obtain an abortion as a matter of personal choice	1100	2363	3463
5. Other (SPECIFY) (VOL)	2	0	2
-6. Not asked, unit nonresponse (no Post-election interview)	121	130	251
-7. Deleted due to partial (Post-election) interview	3	149	152
-8. Don't know	120	0	120
-9. Refused	1	63	64

	Weighted Percentages					
	F2F		Web		Total	
	Raw	Weights	Raw	Weights	Raw	Weights
1. By law, abortion should never be permitted.	5.4	3.7	4.2	4.5	4.6	4.2
2. The law should permit abortion only in case of rape, incest, or when the woman's life is in danger.	13.8	11.1	12.0	12.3	12.6	11.9
3. The law should permit abortion for reasons other than rape, incest, or danger to the woman	15.4	16.2	13.7	13.6	14.3	14.5
4. By law, a woman should always be able to obtain an abortion as a matter of personal choice	53.5	57.3	61.2	59.8	58.5	58.9
5. Other (SPECIFY) (VOL)	0.1	0.0	0.0	0.0	0.0	0.0
-6. Not asked, unit nonresponse (no Post-election interview)	5.9	5.6	3.4	3.5	4.2	4.2
-7. Deleted due to partial (Post-election) interview	0.1	0.1	3.9	4.1	2.6	2.7
-8. Don't know	5.8	5.8	0.0	0.0	2.0	2.0
-9. Refused	0.0	0.1	1.6	2.2	1.1	1.5

abort_dpc4_othtxt

Label: POST: Other specify- abortion placement of Dem Pres cand

3 unique outcomes.

Unweighted Frequencies

This is poorly worded. There should be a 5th option I believe Obama would support a women's right to

abort_rpc4

Label: STD Abortion: Republican Presidential cand placemnt
Position: Post election survey, section-item no. 136-5
Description: Abortion
Question: (Looking at page [preload:postpg f] of the booklet) Where would you place [preload: REP PCNAME] (on abortion)?
Randomization:Order of Pres cand
Web Logic: Online, omit '(Looking at page [preload: postpg f] of the booklet)'. The question stem should read, 'Where would you place [preload: REP PCNAME] on abortion?' Omit response option 5.
Source: Respondent

Unweighted Frequencies

	F2F	Web	Total
1. By law, abortion should never be permitted.	733	1249	1982
2. The law should permit abortion only in case of rape, incest, or when the woman's life is in danger.	686	1586	2272
3. The law should permit abortion for reasons other than rape, incest, or danger to the woman	205	396	601
4. By law, a woman should always be able to obtain an abortion as a matter of personal choice	134	275	409
5. Other (SPECIFY) (VOL)	3	0	3
-6. Not asked, unit nonresponse (no Post-election interview)	121	130	251
-7. Deleted due to partial (Post-election) interview	3	149	152
-8. Don't know	170	0	170
-9. Refused	1	75	76

	Weighted Percentages					
	F2F		Web		Total	
	Raw	Weights	Raw	Weights	Raw	Weights
1. By law, abortion should never be permitted.	35.7	31.8	32.4	32.1	33.5	32.0
2. The law should permit abortion only in case of rape, incest, or when the woman's life is in danger.	33.4	41.6	41.1	39.2	38.4	40.1
3. The law should permit abortion for reasons other than rape, incest, or danger to the woman	10.0	8.2	10.3	10.9	10.2	10.0
4. By law, a woman should always be able to obtain an abortion as a matter of personal choice	6.5	4.9	7.1	7.5	6.9	6.6
5. Other (SPECIFY) (VOL)	0.1	0.1	0.0	0.0	0.1	0.0
-6. Not asked, unit nonresponse (no Post-election interview)	5.9	5.6	3.4	3.5	4.2	4.2
-7. Deleted due to partial (Post-election) interview	0.1	0.1	3.9	4.1	2.6	2.7
-8. Don't know	8.3	7.4	0.0	0.0	2.9	2.6
-9. Refused	0.0	0.1	1.9	2.7	1.3	1.8

abort_rpc4_othtxt

Label: POST: Other specify- abortion placement of Rep Pres cand

4 unique outcomes.

Unweighted Frequencies

	Count
<NULL>	5913
Depends on the day, but maybe three	1
government should not ve envolved	1
nobody knows	1

abort_dem4

Label: STD Abortion: Democratic party placement
Position: Post election survey, section-item no. 136-8
Description: Abortion
Question: (Looking at page [preload:postpg f] of the booklet) Where would you place the Democratic Party? (on abortion)?
Randomization: Order of major parties
Logic: Randomize the order of questions asking for placement of the Democratic and Republican parties on abortion (ABORTPO ABDP-TYSTD and ABORTPO ABRPTYSTD).
Web Logic: Online, omit '(Looking at page [preload: postpg f] of the booklet)'. The question stem should read, 'Where would you place the Democratic Party on abortion?' Omit response option 5.
Source: Respondent

Unweighted Frequencies

	F2F	Web	Total
1. By law, abortion should never be permitted.	91	138	229
2. The law should permit abortion only in case of rape, incest, or when the woman's life is in danger.	292	434	726
3. The law should permit abortion for reasons other than rape, incest, or danger to the woman	401	605	1006
4. By law, a woman should always be able to obtain an abortion as a matter of personal choice	981	2315	3296
5. Other (SPECIFY) (VOL)	1	0	1
-6. Not asked, unit nonresponse (no Post-election interview)	121	130	251
-7. Deleted due to partial (Post-election) interview	3	149	152
-8. Don't know	162	0	162
-9. Refused	4	89	93

	Weighted Percentages					
	F2F		Web		Total	
	Raw	Weights	Raw	Weights	Raw	Weights
1. By law, abortion should never be permitted.	4.4	3.3	3.6	4.0	3.9	3.7
2. The law should permit abortion only in case of rape, incest, or when the woman's life is in danger.	14.2	12.3	11.2	11.2	12.3	11.6
3. The law should permit abortion for reasons other than rape, incest, or danger to the woman	19.5	19.3	15.7	15.4	17.0	16.8
4. By law, a woman should always be able to obtain an abortion as a matter of personal choice	47.7	51.8	60.0	58.6	55.7	56.2
5. Other (SPECIFY) (VOL)	0.0	0.1	0.0	0.0	0.0	0.0
-6. Not asked, unit nonresponse (no Post-election interview)	5.9	5.6	3.4	3.5	4.2	4.2
-7. Deleted due to partial (Post-election) interview	0.1	0.1	3.9	4.1	2.6	2.7
-8. Don't know	7.9	7.2	0.0	0.0	2.7	2.5
-9. Refused	0.2	0.3	2.3	3.3	1.6	2.2

abort_dem4_othtxt

Label: POST: Other specify- abortion placement of Dem party

2 unique outcomes.

Unweighted Frequencies

	<u>Count</u>
<NULL>	5915
Not a political issue personal choice	<u>1</u>

abort_rep4

Label: STD Abortion: Republican party placement
 Position: Post election survey, section-item no. 136-9
 Description: Abortion
 Question: (Looking at page [preload:postpg f] of the booklet) Where would you place the Republican Party? (on abortion)?
 Randomization: Order of major parties
 Web Logic: Online, omit '(Looking at page [preload: postpg f] of the booklet)'. The question stem should read, 'Where would you place the Republican Party on abortion?' Omit response option 5.
 Source: Respondent

Unweighted Frequencies

	F2F	Web	Total
1. By law, abortion should never be permitted.	624	1384	2008
2. The law should permit abortion only in case of rape, incest, or when the woman's life is in danger.	733	1430	2163
3. The law should permit abortion for reasons other than rape, incest, or danger to the woman	260	434	694
4. By law, a woman should always be able to obtain an abortion as a matter of personal choice	130	242	372
5. Other (SPECIFY) (VOL)	2	0	2
-6. Not asked, unit nonresponse (no Post-election interview)	121	130	251
-7. Deleted due to partial (Post-election) interview	3	149	152
-8. Don't know	180	0	180
-9. Refused	3	91	94

	Weighted Percentages					
	F2F		Web		Total	
	Raw	Weights	Raw	Weights	Raw	Weights
1. By law, abortion should never be permitted.	30.4	28.4	35.9	35.3	33.9	32.9
2. The law should permit abortion only in case of rape, incest, or when the woman's life is in danger.	35.7	40.8	37.0	35.8	36.6	37.5
3. The law should permit abortion for reasons other than rape, incest, or danger to the woman	12.6	12.4	11.2	11.4	11.7	11.7
4. By law, a woman should always be able to obtain an abortion as a matter of personal choice	6.3	5.2	6.3	6.7	6.3	6.2
5. Other (SPECIFY) (VOL)	0.1	0.1	0.0	0.0	0.0	0.0
-6. Not asked, unit nonresponse (no Post-election interview)	5.9	5.6	3.4	3.5	4.2	4.2
-7. Deleted due to partial (Post-election) interview	0.1	0.1	3.9	4.1	2.6	2.7
-8. Don't know	8.8	7.3	0.0	0.0	3.0	2.5
-9. Refused	0.1	0.1	2.4	3.3	1.6	2.2

abort_rep4_othtxt

Label: POST: Other specify- abortion placement of Rep party

3 unique outcomes.

Unweighted Frequencies

	Count
<NULL>	5914
Abortion is a personal issue not a political issue	1
Between 1 and 2 probably a 1.5	1

abort_health

Label: REV Abortion: R favor/oppose when nonfatal health risk
Position: Post election survey, section-item no. 136-11
Description: Abortion
Question: [First,/Next,] do you FAVOR, OPPOSE, or NEITHER FAVOR NOR OPPOSE abortion being LEGAL if: staying pregnant would hurt the woman's health but is very unlikely to cause her to die
Randomization: Order of abortion scenarios
Universe: IF FIRST ABORTION SCENARIO / NOT FIRST ABORTION SCENARIO:
Logic: Question should begin with 'First,' if this is the first abortion scenario administered. Otherwise, question should begin with 'Next,'. Randomize the order of the abortion scenarios which precede the question on abortion choice (ABORTPO ABNCHOICE)
Web Logic: Online, set the word 'legal' in bold and omit the colon after 'if' and end the question with a question mark.
Source: Respondent

Unweighted Frequencies

	F2F	Web	Total
1. Favor	826	1699	2525
2. Oppose	741	971	1712
3. Neither favor nor oppose	311	885	1196
-6. Not asked, unit nonresponse (no Post-election interview)	121	130	251
-7. Deleted due to partial (Post-election) interview	3	149	152
-8. Don't know	30	0	30
-9. Refused	24	26	50

Weighted Percentages

	F2F		Web		Total	
	Raw	Weights	Raw	Weights	Raw	Weights
1. Favor	40.2	41.9	44.0	43.4	42.7	42.8
2. Oppose	36.0	36.0	25.2	25.4	28.9	29.1
3. Neither favor nor oppose	15.1	14.5	22.9	22.5	20.2	19.7
-6. Not asked, unit nonresponse (no Post-election interview)	5.9	5.6	3.4	3.5	4.2	4.2
-7. Deleted due to partial (Post-election) interview	0.1	0.1	3.9	4.1	2.6	2.7
-8. Don't know	1.5	1.1	0.0	0.0	0.5	0.4
-9. Refused	1.2	0.9	0.7	1.2	0.8	1.1

abort_healthfav

Label: REV How much R favor abortion for nonfatal health risk
Position: Post election survey, section-item no. 136-12
Description: Abortion
Question: Do you favor that [A GREAT DEAL, MODERATELY, or A LITTLE / A LITTLE, MODERATELY, or A GREAT DEAL]?
Randomization: Order of abortion scenarios
Universe: IF R FAVORS ABORTION FOR NONFATAL HEALTH RISK:
Logic: Ask if ABORTPO ABNFAT=1 else skip
Web Logic: Online, bank with previous question.
Source: Respondent

Unweighted Frequencies

	F2F	Web	Total
1. A great deal	418	1050	1468
2. Moderately	302	490	792
3. A little	105	158	263
-1. Inapplicable	1106	1882	2988
-6. Not asked, unit nonresponse (no Post-election interview)	121	130	251
-7. Deleted due to partial (Post-election) interview	3	149	152
-9. Refused	1	1	2

		Weighted Percentages					
		F2F		Web		Total	
		Raw	Weights	Raw	Weights	Raw	Weights
1.	A great deal	20.3	19.8	27.2	27.0	24.8	24.5
2.	Moderately	14.7	16.3	12.7	12.0	13.4	13.5
3.	A little	5.1	5.7	4.1	4.3	4.4	4.8
-1.	Inapplicable	53.8	52.4	48.8	49.1	50.5	50.2
-6.	Not asked, unit nonresponse (no Post-election interview)	5.9	5.6	3.4	3.5	4.2	4.2
-7.	Deleted due to partial (Post-election) interview	0.1	0.1	3.9	4.1	2.6	2.7

abort_healthopp

Label: REV How much R oppose abortn for nonfatal health risk
 Position: Post election survey, section-item no. 136-13
 Description: Abortion
 Question: Do you oppose that [A GREAT DEAL, MODERATELY, or A LITTLE / A LITTLE, MODERATELY, or A GREAT DEAL]?
 Randomization: Order of abortion scenarios
 Universe: IF R OPPOSES ABORTION FOR NONFATAL HEALTH RISK:
 Logic: Ask if ABORTPO ABNFAT=2 else skip
 Web Logic: Online, bank with previous question.
 Source: Respondent

Unweighted Frequencies

	F2F	Web	Total
1. A great deal	380	533	913
2. Moderately	277	347	624
3. A little	84	91	175
-1. Inapplicable	1191	2610	3801
-6. Not asked, unit nonresponse (no Post-election interview)	121	130	251
-7. Deleted due to partial (Post-election) interview	3	149	152

Weighted Percentages

	F2F		Web		Total	
	Raw	Weights	Raw	Weights	Raw	Weights
1. A great deal	18.5	18.7	13.8	14.6	15.4	16.0
2. Moderately	13.5	13.8	9.0	8.8	10.5	10.5
3. A little	4.1	3.4	2.4	2.1	3.0	2.6
-1. Inapplicable	57.9	58.3	67.6	67.1	64.2	64.0
-6. Not asked, unit nonresponse (no Post-election interview)	5.9	5.6	3.4	3.5	4.2	4.2
-7. Deleted due to partial (Post-election) interview	0.1	0.1	3.9	4.1	2.6	2.7

abort_healthIn

Label: REV R lean favor/opp abortion for nonfatal health risk
Position: Post election survey, section-item no. 136-14
Description: Abortion
Question: Do you LEAN TOWARD FAVORING IT, LEAN TOWARD OPPOSING IT, or do you NOT LEAN EITHER WAY?
Randomization: Order of abortion scenarios
Universe: IF R NEITHER FAVORS NOR OPPOSES ABORTION FOR NONFATAL HEALTH RISK:
Logic: Ask if ABORTPO ABNFAT=3 else skip
Source: Respondent

Unweighted Frequencies

	F2F	Web	Total
1. Lean toward favoring	45	181	226
2. Lean toward opposing	59	142	201
3. Do not lean either way	202	560	762
-1. Inapplicable	1621	2696	4317
-6. Not asked, unit nonresponse (no Post-election interview)	121	130	251
-7. Deleted due to partial (Post-election) interview	3	149	152
-8. Don't know	3	0	3
-9. Refused	2	2	4

Weighted Percentages

	F2F		Web		Total	
	Raw	Weights	Raw	Weights	Raw	Weights
1. Lean toward favoring	2.2	2.3	4.7	4.9	3.8	4.0
2. Lean toward opposing	2.9	3.0	3.7	3.1	3.4	3.1
3. Do not lean either way	9.8	9.1	14.5	14.4	12.9	12.5
-1. Inapplicable	78.8	79.8	69.8	69.9	73.0	73.4
-6. Not asked, unit nonresponse (no Post-election interview)	5.9	5.6	3.4	3.5	4.2	4.2
-7. Deleted due to partial (Post-election) interview	0.1	0.1	3.9	4.1	2.6	2.7
-8. Don't know	0.1	0.1	0.0	0.0	0.1	0.0
-9. Refused	0.1	0.1	0.1	0.1	0.1	0.1

abort_health_x

Label: POST: SUMMARY- Favor abortion legal for nonfatal health risk of mother

Unweighted Frequencies

	F2F	Web	Total
1. Favor a great deal	418	1050	1468
2. Favor moderately	302	490	792
3. Favor a little	105	158	263
4. Lean toward favoring	45	181	226
5. Do not lean either way	202	560	762
6. Lean toward opposing	59	142	201
7. Oppose a little	84	91	175
8. Oppose moderately	277	347	624
9. Oppose a great deal	380	533	913
-6. Not asked, unit nonresponse (no Post-election interview)	121	130	251
-7. Deleted due to partial (Post-election) interview	3	149	152
-8. Don't know	33	0	33
-9. Refused	27	29	56

Weighted Percentages

	F2F		Web		Total	
	Raw	Weights	Raw	Weights	Raw	Weights
1. Favor a great deal	20.3	19.8	27.2	27.0	24.8	24.5
2. Favor moderately	14.7	16.3	12.7	12.0	13.4	13.5
3. Favor a little	5.1	5.7	4.1	4.3	4.4	4.8
4. Lean toward favoring	2.2	2.3	4.7	4.9	3.8	4.0
5. Do not lean either way	9.8	9.1	14.5	14.4	12.9	12.5
6. Lean toward opposing	2.9	3.0	3.7	3.1	3.4	3.1
7. Oppose a little	4.1	3.4	2.4	2.1	3.0	2.6
8. Oppose moderately	13.5	13.8	9.0	8.8	10.5	10.5
9. Oppose a great deal	18.5	18.7	13.8	14.6	15.4	16.0
-6. Not asked, unit nonresponse (no Post-election interview)	5.9	5.6	3.4	3.5	4.2	4.2
-7. Deleted due to partial (Post-election) interview	0.1	0.1	3.9	4.1	2.6	2.7
-8. Don't know	1.6	1.1	0.0	0.0	0.6	0.4
-9. Refused	1.3	1.0	0.8	1.3	0.9	1.2

abort_fatal

Label: REV Abortion: R favor/oppose when fatal health risk
Position: Post election survey, section-item no. 136-15
Description: Abortion
Question: [First,/Next,] do you FAVOR, OPPOSE, or NEITHER FAVOR NOR OPPOSE abortion being LEGAL if: staying pregnant could cause the woman to die
Randomization: Order of abortion scenarios
Universe: IF FIRST ABORTION SCENARIO / NOT FIRST ABORTION SCENARIO:
Logic: Question should begin with 'First,' if this is the first abortion scenario administered. Otherwise, question should begin with 'Next,'.
Web Logic: Online, set the word 'legal' in bold and omit the colon after 'if' and end the question with a question mark.
Source: Respondent

Unweighted Frequencies

	F2F	Web	Total
1. Favor	1486	2624	4110
2. Oppose	203	354	557
3. Neither favor nor oppose	177	577	754
-6. Not asked, unit nonresponse (no Post-election interview)	121	130	251
-7. Deleted due to partial (Post-election) interview	3	149	152
-8. Don't know	39	0	39
-9. Refused	27	26	53

Weighted Percentages

	F2F		Web		Total	
	Raw	Weights	Raw	Weights	Raw	Weights
1. Favor	72.3	73.5	68.0	65.6	69.5	68.3
2. Oppose	9.9	9.7	9.2	9.8	9.4	9.8
3. Neither favor nor oppose	8.6	8.2	14.9	15.9	12.7	13.3
-6. Not asked, unit nonresponse (no Post-election interview)	5.9	5.6	3.4	3.5	4.2	4.2
-7. Deleted due to partial (Post-election) interview	0.1	0.1	3.9	4.1	2.6	2.7
-8. Don't know	1.9	1.7	0.0	0.0	0.7	0.6
-9. Refused	1.3	1.1	0.7	1.1	0.9	1.1

abort_fatalfav

Label: REV How much R favor abortion for fatal health risk
Position: Post election survey, section-item no. 136-16
Description: Abortion
Question: Do you favor that [A GREAT DEAL, MODERATELY, or A LITTLE / A LITTLE, MODERATELY, or A GREAT DEAL]?
Randomization: Order of abortion scenarios
Universe: IF R FAVORS ABORTION FOR FATAL HEALTH RISK:
Logic: Ask if ABORTPO ABFAT=1 else skip
Source: Respondent

Unweighted Frequencies

	F2F	Web	Total
1. A great deal	1154	2092	3246
2. Moderately	251	441	692
3. A little	77	89	166
-1. Inapplicable	446	957	1403
-6. Not asked, unit nonresponse (no Post-election interview)	121	130	251
-7. Deleted due to partial (Post-election) interview	3	149	152
-8. Don't know	2	0	2
-9. Refused	2	2	4

Weighted Percentages

	F2F		Web		Total	
	Raw	Weights	Raw	Weights	Raw	Weights
1. A great deal	56.1	57.0	54.2	52.0	54.9	53.8
2. Moderately	12.2	12.9	11.4	11.3	11.7	11.8
3. A little	3.7	3.5	2.3	2.2	2.8	2.7
-1. Inapplicable	21.7	20.8	24.8	26.9	23.7	24.7
-6. Not asked, unit nonresponse (no Post-election interview)	5.9	5.6	3.4	3.5	4.2	4.2
-7. Deleted due to partial (Post-election) interview	0.1	0.1	3.9	4.1	2.6	2.7
-8. Don't know	0.1	0.1	0.0	0.0	0.0	0.0
-9. Refused	0.1	0.1	0.1	0.1	0.1	0.1

abort_fatalopp

Label: REV How much R oppose abortion for fatal health risk
 Position: Post election survey, section-item no. 136-17
 Description: Abortion
 Question: Do you oppose that [A GREAT DEAL, MODERATELY, or A LITTLE / A LITTLE, MODERATELY, or A GREAT DEAL]?
 Randomization: Order of abortion scenarios
 Universe: IF R OPPOSES ABORTION FOR FATAL HEALTH RISK:
 Logic: Ask if ABORTPO ABFAT=2 else skip
 Source: Respondent

Unweighted Frequencies

	F2F	Web	Total
1. A great deal	131	223	354
2. Moderately	38	96	134
3. A little	34	35	69
-1. Inapplicable	1729	3227	4956
-6. Not asked, unit nonresponse (no Post-election interview)	121	130	251
-7. Deleted due to partial (Post-election) interview	3	149	152

Weighted Percentages

	F2F		Web		Total	
	Raw	Weights	Raw	Weights	Raw	Weights
1. A great deal	6.4	5.5	5.8	5.7	6.0	5.6
2. Moderately	1.8	2.4	2.5	3.0	2.3	2.8
3. A little	1.7	1.8	0.9	1.0	1.2	1.3
-1. Inapplicable	84.1	84.6	83.6	82.7	83.8	83.3
-6. Not asked, unit nonresponse (no Post-election interview)	5.9	5.6	3.4	3.5	4.2	4.2
-7. Deleted due to partial (Post-election) interview	0.1	0.1	3.9	4.1	2.6	2.7

abort_fatalIn

Label: REV R lean favor/oppose abortion for fatal health risk
Position: Post election survey, section-item no. 136-18
Description: Abortion
Question: Do you LEAN TOWARD FAVORING IT, LEAN TOWARD OPPOSING IT, or do you NOT LEAN EITHER WAY?
Randomization: Order of abortion scenarios
Universe: IF R NEITHER FAVORS NOR OPPOSES ABORTION FOR FATAL HEALTH RISK:
Logic: Ask if ABORTPO ABFAT=3 else skip
Source: Respondent

Unweighted Frequencies

	F2F	Web	Total
1. Lean toward favoring	28	114	142
2. Lean toward opposing	18	84	102
3. Do not lean either way	127	377	504
-1. Inapplicable	1755	3004	4759
-6. Not asked, unit nonresponse (no Post-election interview)	121	130	251
-7. Deleted due to partial (Post-election) interview	3	149	152
-8. Don't know	4	0	4
-9. Refused	0	2	2

Weighted Percentages

	F2F		Web		Total	
	Raw	Weights	Raw	Weights	Raw	Weights
1. Lean toward favoring	1.4	1.7	3.0	3.5	2.4	2.9
2. Lean toward opposing	0.9	1.1	2.2	2.1	1.7	1.7
3. Do not lean either way	6.2	5.3	9.8	10.3	8.5	8.6
-1. Inapplicable	85.4	86.0	77.8	76.5	80.4	79.8
-6. Not asked, unit nonresponse (no Post-election interview)	5.9	5.6	3.4	3.5	4.2	4.2
-7. Deleted due to partial (Post-election) interview	0.1	0.1	3.9	4.1	2.6	2.7
-8. Don't know	0.2	0.1	0.0	0.0	0.1	0.0
-9. Refused	0.0	0.0	0.1	0.1	0.0	0.1

abort_fatal_x

Label: POST: SUMMARY- Favor abortion legal for fatal risk of mother

Unweighted Frequencies

	F2F	Web	Total
1. Favor a great deal	1154	2092	3246
2. Favor moderately	251	441	692
3. Favor a little	77	89	166
4. Lean toward favoring	28	114	142
5. Do not lean either way	127	377	504
6. Lean toward opposing	18	84	102
7. Oppose a little	34	35	69
8. Oppose moderately	38	96	134
9. Oppose a great deal	131	223	354
-6. Not asked, unit nonresponse (no Post-election interview)	121	130	251
-7. Deleted due to partial (Post-election) interview	3	149	152
-8. Don't know	45	0	45
-9. Refused	29	30	59

Weighted Percentages

	F2F		Web		Total	
	Raw	Weights	Raw	Weights	Raw	Weights
1. Favor a great deal	56.1	57.0	54.2	52.0	54.9	53.8
2. Favor moderately	12.2	12.9	11.4	11.3	11.7	11.8
3. Favor a little	3.7	3.5	2.3	2.2	2.8	2.7
4. Lean toward favoring	1.4	1.7	3.0	3.5	2.4	2.9
5. Do not lean either way	6.2	5.3	9.8	10.3	8.5	8.6
6. Lean toward opposing	0.9	1.1	2.2	2.1	1.7	1.7
7. Oppose a little	1.7	1.8	0.9	1.0	1.2	1.3
8. Oppose moderately	1.8	2.4	2.5	3.0	2.3	2.8
9. Oppose a great deal	6.4	5.5	5.8	5.7	6.0	5.6
-6. Not asked, unit nonresponse (no Post-election interview)	5.9	5.6	3.4	3.5	4.2	4.2
-7. Deleted due to partial (Post-election) interview	0.1	0.1	3.9	4.1	2.6	2.7
-8. Don't know	2.2	1.9	0.0	0.0	0.8	0.7
-9. Refused	1.4	1.2	0.8	1.3	1.0	1.3

abort_incest

Label: REV Abortion: R favor/oppose in incest cases
Position: Post election survey, section-item no. 136-19
Description: Abortion
Question: [First,/Next,] do you FAVOR, OPPOSE, or NEITHER FAVOR NOR OPPOSE abortion being LEGAL if: the pregnancy was caused by the woman having sex with a blood relative
Randomization: Order of abortion scenarios
Universe: IF FIRST ABORTION SCENARIO / NOT FIRST ABORTION SCENARIO:
Logic: Question should begin with 'First,' if this is the first abortion scenario administered. Otherwise, question should begin with 'Next,'.
Web Logic: Online, set the word 'legal' in bold and omit the colon after 'if' and end the question with a question mark.
Source: Respondent

Unweighted Frequencies

	F2F	Web	Total
1. Favor	991	1792	2783
2. Oppose	586	838	1424
3. Neither favor nor oppose	263	923	1186
-6. Not asked, unit nonresponse (no Post-election interview)	121	130	251
-7. Deleted due to partial (Post-election) interview	3	149	152
-8. Don't know	59	0	59
-9. Refused	33	28	61

Weighted Percentages

	F2F		Web		Total	
	Raw	Weights	Raw	Weights	Raw	Weights
1. Favor	48.2	50.9	46.4	46.5	47.0	48.0
2. Oppose	28.5	27.3	21.7	22.4	24.1	24.1
3. Neither favor nor oppose	12.8	12.7	23.9	22.3	20.0	19.0
-6. Not asked, unit nonresponse (no Post-election interview)	5.9	5.6	3.4	3.5	4.2	4.2
-7. Deleted due to partial (Post-election) interview	0.1	0.1	3.9	4.1	2.6	2.7
-8. Don't know	2.9	2.1	0.0	0.0	1.0	0.7
-9. Refused	1.6	1.4	0.7	1.2	1.0	1.3

abort_incestfav

Label: REV How much R favor abortion in incest cases
 Position: Post election survey, section-item no. 136-20
 Description: Abortion
 Question: Do you favor that [A GREAT DEAL, MODERATELY, or A LITTLE / A LITTLE, MODERATELY, or A GREAT DEAL]?
 Randomization: Order of abortion scenarios
 Universe: IF R FAVORS ABORTION IN CASES OF INCEST:
 Logic: Ask if ABORTPO ABINC=1 else skip
 Source: Respondent

Unweighted Frequencies

	F2F	Web	Total
1. A great deal	668	1252	1920
2. Moderately	247	424	671
3. A little	75	115	190
-1. Inapplicable	941	1789	2730
-6. Not asked, unit nonresponse (no Post-election interview)	121	130	251
-7. Deleted due to partial (Post-election) interview	3	149	152
-9. Refused	1	1	2

Weighted Percentages

	F2F		Web		Total	
	Raw	Weights	Raw	Weights	Raw	Weights
1. A great deal	32.5	32.7	32.4	32.9	32.5	32.9
2. Moderately	12.0	14.1	11.0	10.2	11.3	11.5
3. A little	3.6	4.0	3.0	3.4	3.2	3.6
-1. Inapplicable	45.8	43.4	46.3	46.0	46.1	45.1
-6. Not asked, unit nonresponse (no Post-election interview)	5.9	5.6	3.4	3.5	4.2	4.2
-7. Deleted due to partial (Post-election) interview	0.1	0.1	3.9	4.1	2.6	2.7

abort_incestopp

Label: REV How much R oppose abortion in incest cases
 Position: Post election survey, section-item no. 136-21
 Description: Abortion
 Question: Do you oppose that [A GREAT DEAL, MODERATELY, or A LITTLE / A LITTLE, MODERATELY, or A GREAT DEAL]?
 Randomization: Order of abortion scenarios
 Universe: IF R OPPOSES ABORTION IN CASES OF INCEST:
 Logic: Ask if ABORTPO ABINC=2 else skip
 Source: Respondent

Unweighted Frequencies

	F2F	Web	Total
1. A great deal	359	536	895
2. Moderately	169	233	402
3. A little	57	69	126
-1. Inapplicable	1346	2743	4089
-6. Not asked, unit nonresponse (no Post-election interview)	121	130	251
-7. Deleted due to partial (Post-election) interview	3	149	152
-8. Don't know	1	0	1

Weighted Percentages

	F2F		Web		Total	
	Raw	Weights	Raw	Weights	Raw	Weights
1. A great deal	17.5	16.2	13.9	14.5	15.1	15.1
2. Moderately	8.2	8.7	6.0	6.2	6.8	7.1
3. A little	2.8	2.4	1.8	1.7	2.1	1.9
-1. Inapplicable	65.5	67.0	71.1	70.0	69.1	69.0
-6. Not asked, unit nonresponse (no Post-election interview)	5.9	5.6	3.4	3.5	4.2	4.2
-7. Deleted due to partial (Post-election) interview	0.1	0.1	3.9	4.1	2.6	2.7

abort_incestIn

Label: REV R lean favor/oppose abortion in incest cases
Position: Post election survey, section-item no. 136-22
Description: Abortion
Question: Do you LEAN TOWARD FAVORING IT, LEAN TOWARD OPPOSING IT, or do you NOT LEAN EITHER WAY?
Randomization: Order of abortion scenarios
Universe: IF R NEITHER FAVORS NOR OPPOSES ABORTION IN CASES OF INCEST:
Logic: Ask if ABORTPO ABINC=3 else skip
Source: Respondent

Unweighted Frequencies

	F2F	Web	Total
1. Lean toward favoring	35	155	190
2. Lean toward opposing	35	157	192
3. Do not lean either way	188	611	799
-1. Inapplicable	1669	2658	4327
-6. Not asked, unit nonresponse (no Post-election interview)	121	130	251
-7. Deleted due to partial (Post-election) interview	3	149	152
-8. Don't know	4	0	4
-9. Refused	1	0	1

Weighted Percentages

	F2F		Web		Total	
	Raw	Weights	Raw	Weights	Raw	Weights
1. Lean toward favoring	1.7	1.9	4.0	3.6	3.2	3.0
2. Lean toward opposing	1.7	1.7	4.1	3.7	3.2	3.0
3. Do not lean either way	9.1	8.8	15.8	15.0	13.5	12.8
-1. Inapplicable	81.2	81.6	68.9	70.1	73.1	74.1
-6. Not asked, unit nonresponse (no Post-election interview)	5.9	5.6	3.4	3.5	4.2	4.2
-7. Deleted due to partial (Post-election) interview	0.1	0.1	3.9	4.1	2.6	2.7
-8. Don't know	0.2	0.2	0.0	0.0	0.1	0.1
-9. Refused	0.0	0.1	0.0	0.0	0.0	0.0

abort_incest_x

Label: POST: SUMMARY- Favor abortion legal for cases of incest

Unweighted Frequencies

	F2F	Web	Total
1. Favor a great deal	668	1252	1920
2. Favor moderately	247	424	671
3. Favor a little	75	115	190
4. Lean toward favoring	35	155	190
5. Do not lean either way	188	611	799
6. Lean toward opposing	35	157	192
7. Oppose a little	57	69	126
8. Oppose moderately	169	233	402
9. Oppose a great deal	359	536	895
-6. Not asked, unit nonresponse (no Post-election interview)	121	130	251
-7. Deleted due to partial (Post-election) interview	3	149	152
-8. Don't know	64	0	64
-9. Refused	35	29	64

Weighted Percentages

	F2F		Web		Total	
	Raw	Weights	Raw	Weights	Raw	Weights
1. Favor a great deal	32.5	32.7	32.4	32.9	32.5	32.9
2. Favor moderately	12.0	14.1	11.0	10.2	11.3	11.5
3. Favor a little	3.6	4.0	3.0	3.4	3.2	3.6
4. Lean toward favoring	1.7	1.9	4.0	3.6	3.2	3.0
5. Do not lean either way	9.1	8.8	15.8	15.0	13.5	12.8
6. Lean toward opposing	1.7	1.7	4.1	3.7	3.2	3.0
7. Oppose a little	2.8	2.4	1.8	1.7	2.1	1.9
8. Oppose moderately	8.2	8.7	6.0	6.2	6.8	7.1
9. Oppose a great deal	17.5	16.2	13.9	14.5	15.1	15.1
-6. Not asked, unit nonresponse (no Post-election interview)	5.9	5.6	3.4	3.5	4.2	4.2
-7. Deleted due to partial (Post-election) interview	0.1	0.1	3.9	4.1	2.6	2.7
-8. Don't know	3.1	2.3	0.0	0.0	1.1	0.8
-9. Refused	1.7	1.5	0.8	1.2	1.1	1.3

abort_rape

Label: REV Abortion: R favor/oppose in rape cases
Position: Post election survey, section-item no. 136-23
Description: Abortion
Question: [First,/Next,] do you FAVOR, OPPOSE, or NEITHER FAVOR NOR OPPOSE abortion being LEGAL if: the pregnancy was caused by the woman being raped
Randomization: Order of abortion scenarios
Universe: IF FIRST ABORTION SCENARIO / NOT FIRST ABORTION SCENARIO:
Logic: Question should begin with 'First,' if this is the first abortion scenario administered. Otherwise, question should begin with 'Next,'.
Web Logic: Online, set the word 'legal' in bold and omit the colon after 'if' and end the question with a question mark.
Source: Respondent

Unweighted Frequencies

	F2F	Web	Total
1. Favor	1444	2476	3920
2. Oppose	288	524	812
3. Neither favor nor oppose	156	552	708
-6. Not asked, unit nonresponse (no Post-election interview)	121	130	251
-7. Deleted due to partial (Post-election) interview	3	149	152
-8. Don't know	25	0	25
-9. Refused	19	29	48

Weighted Percentages

	F2F		Web		Total	
	Raw	Weights	Raw	Weights	Raw	Weights
1. Favor	70.2	70.7	64.1	62.9	66.3	65.6
2. Oppose	14.0	14.3	13.6	14.3	13.7	14.3
3. Neither favor nor oppose	7.6	7.7	14.3	14.0	12.0	11.8
-6. Not asked, unit nonresponse (no Post-election interview)	5.9	5.6	3.4	3.5	4.2	4.2
-7. Deleted due to partial (Post-election) interview	0.1	0.1	3.9	4.1	2.6	2.7
-8. Don't know	1.2	0.9	0.0	0.0	0.4	0.3
-9. Refused	0.9	0.7	0.8	1.2	0.8	1.0

abort_rapefav

Label: REV How much R favor abortion in rape cases
Position: Post election survey, section-item no. 136-24
Description: Abortion
Question: Do you favor that [A GREAT DEAL, MODERATELY, or A LITTLE / A LITTLE, MODERATELY, or A GREAT DEAL]?
Randomization: Order of abortion scenarios
Universe: IF R FAVORS ABORTION IN CASES OF RAPE:
Logic: Ask if ABORTPO ABRAPE=1 else skip
Source: Respondent

Unweighted Frequencies

	F2F	Web	Total
1. A great deal	1132	1985	3117
2. Moderately	222	383	605
3. A little	86	107	193
-1. Inapplicable	488	1105	1593
-6. Not asked, unit nonresponse (no Post-election interview)	121	130	251
-7. Deleted due to partial (Post-election) interview	3	149	152
-8. Don't know	3	0	3
-9. Refused	1	1	2

Weighted Percentages

	F2F		Web		Total	
	Raw	Weights	Raw	Weights	Raw	Weights
1. A great deal	55.1	55.9	51.4	50.2	52.7	52.2
2. Moderately	10.8	11.1	9.9	9.9	10.2	10.3
3. A little	4.2	3.6	2.8	2.8	3.3	3.1
-1. Inapplicable	23.7	23.5	28.6	29.5	26.9	27.4
-6. Not asked, unit nonresponse (no Post-election interview)	5.9	5.6	3.4	3.5	4.2	4.2
-7. Deleted due to partial (Post-election) interview	0.1	0.1	3.9	4.1	2.6	2.7
-8. Don't know	0.1	0.2	0.0	0.0	0.1	0.1
-9. Refused	0.0	0.0	0.0	0.1	0.0	0.0

abort_rapeopp

Label: REV How much R oppose abortion in rape cases
Position: Post election survey, section-item no. 136-25
Description: Abortion
Question: Do you oppose that [A GREAT DEAL, MODERATELY, or A LITTLE / A LITTLE, MODERATELY, or A GREAT DEAL]?
Randomization: Order of abortion scenarios
Universe: IF R OPPOSES ABORTION IN CASES OF RAPE:
Logic: Ask if ABORTPO ABRAPE=2 else skip
Source: Respondent

Unweighted Frequencies

	F2F	Web	Total
1. A great deal	166	324	490
2. Moderately	76	147	223
3. A little	45	52	97
-1. Inapplicable	1644	3057	4701
-6. Not asked, unit nonresponse (no Post-election interview)	121	130	251
-7. Deleted due to partial (Post-election) interview	3	149	152
-8. Don't know	1	0	1
-9. Refused	0	1	1

Weighted Percentages

	F2F		Web		Total	
	Raw	Weights	Raw	Weights	Raw	Weights
1. A great deal	8.1	8.0	8.4	9.0	8.3	8.6
2. Moderately	3.7	3.7	3.8	4.0	3.8	3.9
3. A little	2.2	2.6	1.3	1.3	1.6	1.7
-1. Inapplicable	80.0	79.9	79.2	78.2	79.5	78.8
-6. Not asked, unit nonresponse (no Post-election interview)	5.9	5.6	3.4	3.5	4.2	4.2
-7. Deleted due to partial (Post-election) interview	0.1	0.1	3.9	4.1	2.6	2.7

abort_rapelean

Label: REV R lean favor/oppose abortion in rape cases
Position: Post election survey, section-item no. 136-26
Description: Abortion
Question: Do you LEAN TOWARD FAVORING IT, LEAN TOWARD OPPOSING IT, or do you NOT LEAN EITHER WAY?
Randomization: Order of abortion scenarios
Universe: IF R NEITHER FAVORS NOR OPPOSES ABORTION IN CASES OF RAPE:
Logic: Ask if ABORTPO ABRAPE=3 else skip
Source: Respondent

Unweighted Frequencies

	F2F	Web	Total
1. Lean toward favoring	18	104	122
2. Lean toward opposing	27	87	114
3. Do not lean either way	110	360	470
-1. Inapplicable	1776	3029	4805
-6. Not asked, unit nonresponse (no Post-election interview)	121	130	251
-7. Deleted due to partial (Post-election) interview	3	149	152
-8. Don't know	1	0	1
-9. Refused	0	1	1

Weighted Percentages

	F2F		Web		Total	
	Raw	Weights	Raw	Weights	Raw	Weights
1. Lean toward favoring	0.9	0.9	2.7	2.4	2.1	1.8
2. Lean toward opposing	1.3	1.5	2.3	2.1	1.9	1.9
3. Do not lean either way	5.4	5.3	9.3	9.5	7.9	8.0
-1. Inapplicable	86.4	86.6	78.5	78.4	81.2	81.3
-6. Not asked, unit nonresponse (no Post-election interview)	5.9	5.6	3.4	3.5	4.2	4.2
-7. Deleted due to partial (Post-election) interview	0.1	0.1	3.9	4.1	2.6	2.7

abort_rape_x

Label: POST: SUMMARY- Favor abortion legal for cases of rape

Unweighted Frequencies

	F2F	Web	Total
1. Favor a great deal	1132	1985	3117
2. Favor moderately	222	383	605
3. Favor a little	86	107	193
4. Lean toward favoring	18	104	122
5. Do not lean either way	110	360	470
6. Lean toward opposing	27	87	114
7. Oppose a little	45	52	97
8. Oppose moderately	76	147	223
9. Oppose a great deal	166	324	490
-6. Not asked, unit nonresponse (no Post-election interview)	121	130	251
-7. Deleted due to partial (Post-election) interview	3	149	152
-8. Don't know	30	0	30
-9. Refused	20	32	52

Weighted Percentages

	F2F		Web		Total	
	Raw	Weights	Raw	Weights	Raw	Weights
1. Favor a great deal	55.1	55.9	51.4	50.2	52.7	52.2
2. Favor moderately	10.8	11.1	9.9	9.9	10.2	10.3
3. Favor a little	4.2	3.6	2.8	2.8	3.3	3.1
4. Lean toward favoring	0.9	0.9	2.7	2.4	2.1	1.8
5. Do not lean either way	5.4	5.3	9.3	9.5	7.9	8.0
6. Lean toward opposing	1.3	1.5	2.3	2.1	1.9	1.9
7. Oppose a little	2.2	2.6	1.3	1.3	1.6	1.7
8. Oppose moderately	3.7	3.7	3.8	4.0	3.8	3.9
9. Oppose a great deal	8.1	8.0	8.4	9.0	8.3	8.6
-6. Not asked, unit nonresponse (no Post-election interview)	5.9	5.6	3.4	3.5	4.2	4.2
-7. Deleted due to partial (Post-election) interview	0.1	0.1	3.9	4.1	2.6	2.7
-8. Don't know	1.5	1.1	0.0	0.0	0.5	0.4
-9. Refused	1.0	0.7	0.8	1.3	0.9	1.1

abort_bd

Label: REV Abortion: R favor/oppose in birth defect cases
Position: Post election survey, section-item no. 136-27
Description: Abortion
Question: [First,/Next,] do you FAVOR, OPPOSE, or NEITHER FAVOR NOR OPPOSE abortion being LEGAL if: the fetus will be born with a serious birth defect
Randomization: Order of abortion scenarios
Universe: IF FIRST ABORTION SCENARIO / NOT FIRST ABORTION SCENARIO:
Logic: Question should begin with 'First,' if this is the first abortion scenario administered. Otherwise, question should begin with 'Next,'.
Web Logic: Online, set the word 'legal' in bold and omit the colon after 'if' and end the question with a question mark.
Source: Respondent

Unweighted Frequencies

	F2F	Web	Total
1. Favor	1028	1821	2849
2. Oppose	542	799	1341
3. Neither favor nor oppose	286	931	1217
-6. Not asked, unit nonresponse (no Post-election interview)	121	130	251
-7. Deleted due to partial (Post-election) interview	3	149	152
-8. Don't know	51	0	51
-9. Refused	25	30	55

Weighted Percentages

	F2F		Web		Total	
	Raw	Weights	Raw	Weights	Raw	Weights
1. Favor	50.0	50.7	47.2	46.2	48.2	47.8
2. Oppose	26.4	26.6	20.7	21.7	22.7	23.4
3. Neither favor nor oppose	13.9	14.0	24.1	23.3	20.6	20.1
-6. Not asked, unit nonresponse (no Post-election interview)	5.9	5.6	3.4	3.5	4.2	4.2
-7. Deleted due to partial (Post-election) interview	0.1	0.1	3.9	4.1	2.6	2.7
-8. Don't know	2.5	2.1	0.0	0.0	0.9	0.7
-9. Refused	1.2	0.8	0.8	1.3	0.9	1.1

abort_bdfav

Label: REV How much R favor abortion in birth defect cases
 Position: Post election survey, section-item no. 136-28
 Description: Abortion
 Question: Do you favor that [A GREAT DEAL, MODERATELY, or A LITTLE / A LITTLE, MODERATELY, or A GREAT DEAL]?
 Randomization: Order of abortion scenarios
 Universe: IF R FAVORS ABORTION IN CASES OF SERIOUS BIRTH DEFECT:
 Logic: Ask if ABORTPO ABDEF=1 else skip
 Source: Respondent

Unweighted Frequencies

	F2F	Web	Total
1. A great deal	578	1121	1699
2. Moderately	308	537	845
3. A little	142	163	305
-1. Inapplicable	904	1760	2664
-6. Not asked, unit nonresponse (no Post-election interview)	121	130	251
-7. Deleted due to partial (Post-election) interview	3	149	152

Weighted Percentages

	F2F		Web		Total	
	Raw	Weights	Raw	Weights	Raw	Weights
1. A great deal	28.1	28.7	29.0	27.8	28.7	28.1
2. Moderately	15.0	15.5	13.9	14.0	14.3	14.5
3. A little	6.9	6.6	4.2	4.4	5.2	5.1
-1. Inapplicable	44.0	43.5	45.6	46.3	45.0	45.3
-6. Not asked, unit nonresponse (no Post-election interview)	5.9	5.6	3.4	3.5	4.2	4.2
-7. Deleted due to partial (Post-election) interview	0.1	0.1	3.9	4.1	2.6	2.7

abort_bdopp

Label: REV How much R oppose abortion in birth defect cases
Position: Post election survey, section-item no. 136-29
Description: Abortion
Question: Do you oppose that [A GREAT DEAL, MODERATELY, or A LITTLE / A LITTLE, MODERATELY, or A GREAT DEAL]?
Randomization: Order of abortion scenarios
Universe: IF R OPPOSES ABORTION IN CASES OF SERIOUS BIRTH DEFECT:
Logic: Ask if ABORTPO ABDEF=2 else skip
Source: Respondent

Unweighted Frequencies

	F2F	Web	Total
1. A great deal	310	490	800
2. Moderately	166	231	397
3. A little	62	77	139
-1. Inapplicable	1390	2782	4172
-6. Not asked, unit nonresponse (no Post-election interview)	121	130	251
-7. Deleted due to partial (Post-election) interview	3	149	152
-8. Don't know	4	0	4
-9. Refused	0	1	1

Weighted Percentages

	F2F		Web		Total	
	Raw	Weights	Raw	Weights	Raw	Weights
1. A great deal	15.1	15.3	12.7	13.1	13.5	13.9
2. Moderately	8.1	8.2	6.0	6.1	6.7	6.8
3. A little	3.0	2.9	2.0	2.5	2.3	2.7
-1. Inapplicable	67.6	67.7	72.1	70.7	70.5	69.7
-6. Not asked, unit nonresponse (no Post-election interview)	5.9	5.6	3.4	3.5	4.2	4.2
-7. Deleted due to partial (Post-election) interview	0.1	0.1	3.9	4.1	2.6	2.7
-8. Don't know	0.2	0.2	0.0	0.0	0.1	0.1

abort_bdl

Label: REV R lean favor/oppose abortion in birth defect case
Position: Post election survey, section-item no. 136-30
Description: Abortion
Question: Do you LEAN TOWARD FAVORING IT, LEAN TOWARD OPPOSING IT, or do you NOT LEAN EITHER WAY?
Randomization: Order of abortion scenarios
Universe: IF R NEITHER FAVORS NOR OPPOSES ABORTION IN CASES OF SERIOUS BIRTH DEFECT:
Logic: Ask if ABORTPO ABDEF=3 else skip
Source: Respondent

Unweighted Frequencies

	F2F	Web	Total
1. Lean toward favoring	37	178	215
2. Lean toward opposing	46	149	195
3. Do not lean either way	201	602	803
-1. Inapplicable	1646	2650	4296
-6. Not asked, unit nonresponse (no Post-election interview)	121	130	251
-7. Deleted due to partial (Post-election) interview	3	149	152
-8. Don't know	2	0	2
-9. Refused	0	2	2

Weighted Percentages

	F2F		Web		Total	
	Raw	Weights	Raw	Weights	Raw	Weights
1. Lean toward favoring	1.8	2.0	4.6	4.2	3.6	3.5
2. Lean toward opposing	2.2	2.3	3.9	3.4	3.3	3.0
3. Do not lean either way	9.8	9.7	15.6	15.5	13.6	13.5
-1. Inapplicable	80.1	80.2	68.7	69.2	72.6	73.0
-6. Not asked, unit nonresponse (no Post-election interview)	5.9	5.6	3.4	3.5	4.2	4.2
-7. Deleted due to partial (Post-election) interview	0.1	0.1	3.9	4.1	2.6	2.7
-8. Don't know	0.1	0.1	0.0	0.0	0.0	0.0
-9. Refused	0.0	0.0	0.1	0.1	0.0	0.1

abort_bd_x

Label: POST: SUMMARY- Favor abortion legal for cases of birth defect

Unweighted Frequencies

	F2F	Web	Total
1. Favor a great deal	578	1121	1699
2. Favor moderately	308	537	845
3. Favor a little	142	163	305
4. Lean toward favoring	37	178	215
5. Do not lean either way	201	602	803
6. Lean toward opposing	46	149	195
7. Oppose a little	62	77	139
8. Oppose moderately	166	231	397
9. Oppose a great deal	310	490	800
-6. Not asked, unit nonresponse (no Post-election interview)	121	130	251
-7. Deleted due to partial (Post-election) interview	3	149	152
-8. Don't know	57	0	57
-9. Refused	25	33	58

Weighted Percentages

	F2F		Web		Total	
	Raw	Weights	Raw	Weights	Raw	Weights
1. Favor a great deal	28.1	28.7	29.0	27.8	28.7	28.1
2. Favor moderately	15.0	15.5	13.9	14.0	14.3	14.5
3. Favor a little	6.9	6.6	4.2	4.4	5.2	5.1
4. Lean toward favoring	1.8	2.0	4.6	4.2	3.6	3.5
5. Do not lean either way	9.8	9.7	15.6	15.5	13.6	13.5
6. Lean toward opposing	2.2	2.3	3.9	3.4	3.3	3.0
7. Oppose a little	3.0	2.9	2.0	2.5	2.3	2.7
8. Oppose moderately	8.1	8.2	6.0	6.1	6.7	6.8
9. Oppose a great deal	15.1	15.3	12.7	13.1	13.5	13.9
-6. Not asked, unit nonresponse (no Post-election interview)	5.9	5.6	3.4	3.5	4.2	4.2
-7. Deleted due to partial (Post-election) interview	0.1	0.1	3.9	4.1	2.6	2.7
-8. Don't know	2.8	2.4	0.0	0.0	1.0	0.9
-9. Refused	1.2	0.8	0.9	1.4	1.0	1.2

abort_fin

Label: REV Abortion: R favor/oppose in financial hardship cases
Position: Post election survey, section-item no. 136-31
Description: Abortion
Question: [First,/Next,] do you FAVOR, OPPOSE, or NEITHER FAVOR NOR OPPOSE abortion being LEGAL if: having the child would be extremely difficult for the woman financially
Randomization: Order of abortion scenarios
Universe: IF FIRST ABORTION SCENARIO / NOT FIRST ABORTION SCENARIO:
Logic: Question should begin with 'First,' if this is the first abortion scenario administered. Otherwise, question should begin with 'Next,'.
Web Logic: Online, set the word 'legal' in bold and omit the colon after 'if' and end the question with a question mark.
Source: Respondent

Unweighted Frequencies

	F2F	Web	Total
1. Favor	518	903	1421
2. Oppose	1149	1828	2977
3. Neither favor nor oppose	220	825	1045
-6. Not asked, unit nonresponse (no Post-election interview)	121	130	251
-7. Deleted due to partial (Post-election) interview	3	149	152
-8. Don't know	25	0	25
-9. Refused	20	25	45

Weighted Percentages

	F2F		Web		Total	
	Raw	Weights	Raw	Weights	Raw	Weights
1. Favor	25.2	25.3	23.4	23.1	24.0	23.8
2. Oppose	55.9	56.7	47.4	46.9	50.3	50.3
3. Neither favor nor oppose	10.7	10.4	21.4	21.3	17.7	17.5
-6. Not asked, unit nonresponse (no Post-election interview)	5.9	5.6	3.4	3.5	4.2	4.2
-7. Deleted due to partial (Post-election) interview	0.1	0.1	3.9	4.1	2.6	2.7
-8. Don't know	1.2	1.0	0.0	0.0	0.4	0.4
-9. Refused	1.0	0.8	0.6	1.2	0.8	1.0

abort_finfav

Label: REV How much R favor abortion in finan hardship cases
 Position: Post election survey, section-item no. 136-32
 Description: Abortion
 Question: Do you favor that [A GREAT DEAL, MODERATELY, or A LITTLE / A LITTLE, MODERATELY, or A GREAT DEAL]?
 Randomization: Order of abortion scenarios
 Universe: IF R FAVORS ABORTION IN CASES OF FINANCIAL HARDSHIP:
 Logic: Ask if ABORTPO ABFIN=1 else skip
 Source: Respondent

Unweighted Frequencies

	F2F	Web	Total
1. A great deal	259	493	752
2. Moderately	162	286	448
3. A little	96	124	220
-1. Inapplicable	1414	2678	4092
-6. Not asked, unit nonresponse (no Post-election interview)	121	130	251
-7. Deleted due to partial (Post-election) interview	3	149	152
-8. Don't know	1	0	1

Weighted Percentages

	F2F		Web		Total	
	Raw	Weights	Raw	Weights	Raw	Weights
1. A great deal	12.6	11.9	12.8	12.6	12.7	12.4
2. Moderately	7.9	8.6	7.4	7.1	7.6	7.6
3. A little	4.7	4.7	3.2	3.4	3.7	3.9
-1. Inapplicable	68.8	69.0	69.4	69.4	69.2	69.2
-6. Not asked, unit nonresponse (no Post-election interview)	5.9	5.6	3.4	3.5	4.2	4.2
-7. Deleted due to partial (Post-election) interview	0.1	0.1	3.9	4.1	2.6	2.7

abort_finopp

Label: REV How much R oppose abortion in finan hardship cases
Position: Post election survey, section-item no. 136-33
Description: Abortion
Question: Do you oppose that [A GREAT DEAL, MODERATELY, or A LITTLE / A LITTLE, MODERATELY, or A GREAT DEAL]?
Randomization: Order of abortion scenarios
Universe: IF R OPPOSES ABORTION IN CASES OF FINANCIAL HARDSHIP:
Logic: Ask if ABORTPO ABFIN=2 else skip
Source: Respondent

Unweighted Frequencies

	F2F	Web	Total
1. A great deal	842	1378	2220
2. Moderately	239	381	620
3. A little	64	66	130
-1. Inapplicable	783	1753	2536
-6. Not asked, unit nonresponse (no Post-election interview)	121	130	251
-7. Deleted due to partial (Post-election) interview	3	149	152
-8. Don't know	2	0	2
-9. Refused	2	3	5

Weighted Percentages

	F2F		Web		Total	
	Raw	Weights	Raw	Weights	Raw	Weights
1. A great deal	41.0	42.1	35.7	35.8	37.5	38.0
2. Moderately	11.6	11.4	9.9	9.0	10.5	9.8
3. A little	3.1	3.0	1.7	2.0	2.2	2.3
-1. Inapplicable	38.1	37.5	45.4	45.6	42.9	42.8
-6. Not asked, unit nonresponse (no Post-election interview)	5.9	5.6	3.4	3.5	4.2	4.2
-7. Deleted due to partial (Post-election) interview	0.1	0.1	3.9	4.1	2.6	2.7
-8. Don't know	0.1	0.1	0.0	0.0	0.0	0.0
-9. Refused	0.1	0.2	0.1	0.1	0.1	0.1

abort_finln

Label: REV Lean fav/oppose abortion in finan hardship cases
Position: Post election survey, section-item no. 136-34
Description: Abortion
Question: Do you LEAN TOWARD FAVORING IT, LEAN TOWARD OPPOSING IT, or do you NOT LEAN EITHER WAY?
Randomization: Order of abortion scenarios
Universe: IF R NEITHER FAVORS NOR OPPOSES ABORTION IN CASES OF FINANCIAL HARDSHIP
Logic: Ask if ABORTPO ABFIN=3 else skip
Source: Respondent

Unweighted Frequencies

	F2F	Web	Total
1. Lean toward favoring	31	131	162
2. Lean toward opposing	42	157	199
3. Do not lean either way	145	537	682
-1. Inapplicable	1712	2756	4468
-6. Not asked, unit nonresponse (no Post-election interview)	121	130	251
-7. Deleted due to partial (Post-election) interview	3	149	152
-8. Don't know	1	0	1
-9. Refused	1	0	1

Weighted Percentages

	F2F		Web		Total	
	Raw	Weights	Raw	Weights	Raw	Weights
1. Lean toward favoring	1.5	1.6	3.4	3.2	2.7	2.6
2. Lean toward opposing	2.0	1.6	4.1	4.1	3.4	3.2
3. Do not lean either way	7.1	7.2	13.9	14.1	11.5	11.7
-1. Inapplicable	83.3	83.8	71.4	71.1	75.5	75.5
-6. Not asked, unit nonresponse (no Post-election interview)	5.9	5.6	3.4	3.5	4.2	4.2
-7. Deleted due to partial (Post-election) interview	0.1	0.1	3.9	4.1	2.6	2.7
-8. Don't know	0.0	0.1	0.0	0.0	0.0	0.0

abort_fin_x

Label: POST: SUMMARY- Favor abortion legal for cases of financial hardship

Unweighted Frequencies

	F2F	Web	Total
1. Favor a great deal	259	493	752
2. Favor moderately	162	286	448
3. Favor a little	96	124	220
4. Lean toward favoring	31	131	162
5. Do not lean either way	145	537	682
6. Lean toward opposing	42	157	199
7. Oppose a little	64	66	130
8. Oppose moderately	239	381	620
9. Oppose a great deal	842	1378	2220
-6. Not asked, unit nonresponse (no Post-election interview)	121	130	251
-7. Deleted due to partial (Post-election) interview	3	149	152
-8. Don't know	29	0	29
-9. Refused	23	28	51

Weighted Percentages

	F2F		Web		Total	
	Raw	Weights	Raw	Weights	Raw	Weights
1. Favor a great deal	12.6	11.9	12.8	12.6	12.7	12.4
2. Favor moderately	7.9	8.6	7.4	7.1	7.6	7.6
3. Favor a little	4.7	4.7	3.2	3.4	3.7	3.9
4. Lean toward favoring	1.5	1.6	3.4	3.2	2.7	2.6
5. Do not lean either way	7.1	7.2	13.9	14.1	11.5	11.7
6. Lean toward opposing	2.0	1.6	4.1	4.1	3.4	3.2
7. Oppose a little	3.1	3.0	1.7	2.0	2.2	2.3
8. Oppose moderately	11.6	11.4	9.9	9.0	10.5	9.8
9. Oppose a great deal	41.0	42.1	35.7	35.8	37.5	38.0
-6. Not asked, unit nonresponse (no Post-election interview)	5.9	5.6	3.4	3.5	4.2	4.2
-7. Deleted due to partial (Post-election) interview	0.1	0.1	3.9	4.1	2.6	2.7
-8. Don't know	1.4	1.2	0.0	0.0	0.5	0.4
-9. Refused	1.1	1.0	0.7	1.3	0.9	1.2

abort_sex

Label: REV Abortion: R favor/oppose when child gender 'wrong'
Position: Post election survey, section-item no. 136-35
Description: Abortion
Question: [First,/Next,] do you FAVOR, OPPOSE, or NEITHER FAVOR NOR OPPOSE abortion being LEGAL if: the child will not be the sex the woman wants it to be
Randomization: Order of abortion scenarios
Universe: IF FIRST ABORTION SCENARIO / NOT FIRST ABORTION SCENARIO:
Logic: Question should begin with 'First,' if this is the first abortion scenario administered. Otherwise, question should begin with 'Next,'.
Web Logic: Online, set the word 'legal' in bold and omit the colon after 'if' and end the question with a question mark.
Source: Respondent

Unweighted Frequencies

	F2F	Web	Total
1. Favor	152	276	428
2. Oppose	1619	2766	4385
3. Neither favor nor oppose	117	513	630
-6. Not asked, unit nonresponse (no Post-election interview)	121	130	251
-7. Deleted due to partial (Post-election) interview	3	149	152
-8. Don't know	21	0	21
-9. Refused	23	26	49

Weighted Percentages

	F2F		Web		Total	
	Raw	Weights	Raw	Weights	Raw	Weights
1. Favor	7.4	8.9	7.2	6.8	7.2	7.5
2. Oppose	78.7	78.2	71.7	71.4	74.1	73.7
3. Neither favor nor oppose	5.7	5.4	13.3	13.1	10.6	10.4
-6. Not asked, unit nonresponse (no Post-election interview)	5.9	5.6	3.4	3.5	4.2	4.2
-7. Deleted due to partial (Post-election) interview	0.1	0.1	3.9	4.1	2.6	2.7
-8. Don't know	1.0	0.9	0.0	0.0	0.4	0.3
-9. Refused	1.1	0.9	0.7	1.2	0.8	1.1

abort_sexfav

Label: REV How much R favor abortn when child gender 'wrong'
Position: Post election survey, section-item no. 136-36
Description: Abortion
Question: Do you favor that [A GREAT DEAL, MODERATELY, or A LITTLE / A LITTLE, MODERATELY, or A GREAT DEAL]?
Randomization: Order of abortion scenarios
Universe: IF R FAVORS ABORTION WHEN THE CHILD IS THE 'WRONG' GENDER:
Logic: Ask if ABORTPO ABGEN=1 else skip
Source: Respondent

Unweighted Frequencies

	F2F	Web	Total
1. A great deal	74	133	207
2. Moderately	28	67	95
3. A little	49	75	124
-1. Inapplicable	1780	3305	5085
-6. Not asked, unit nonresponse (no Post-election interview)	121	130	251
-7. Deleted due to partial (Post-election) interview	3	149	152
-9. Refused	1	1	2

Weighted Percentages

	F2F		Web		Total	
	Raw	Weights	Raw	Weights	Raw	Weights
1. A great deal	3.6	4.1	3.4	3.4	3.5	3.6
2. Moderately	1.4	1.8	1.7	1.3	1.6	1.5
3. A little	2.4	2.9	1.9	2.1	2.1	2.4
-1. Inapplicable	86.6	85.4	85.6	85.6	86.0	85.5
-6. Not asked, unit nonresponse (no Post-election interview)	5.9	5.6	3.4	3.5	4.2	4.2
-7. Deleted due to partial (Post-election) interview	0.1	0.1	3.9	4.1	2.6	2.7
-9. Refused	0.0	0.1	0.0	0.0	0.0	0.0

abort_sexopp

Label: REV How much R oppose abortn when child gender 'wrong'
Position: Post election survey, section-item no. 136-37
Description: Abortion
Question: Do you oppose that [A GREAT DEAL, MODERATELY, or A LITTLE / A LITTLE, MODERATELY, or A GREAT DEAL]?
Randomization: Order of abortion scenarios
Universe: IF R OPPOSES ABORTION WHEN THE CHILD IS THE 'WRONG' GENDER:
Logic: Ask if ABORTPO ABGEN=2 else skip
Source: Respondent

Unweighted Frequencies

	F2F	Web	Total
1. A great deal	1434	2455	3889
2. Moderately	135	261	396
3. A little	45	49	94
-1. Inapplicable	313	815	1128
-6. Not asked, unit nonresponse (no Post-election interview)	121	130	251
-7. Deleted due to partial (Post-election) interview	3	149	152
-8. Don't know	3	0	3
-9. Refused	2	1	3

Weighted Percentages

	F2F		Web		Total	
	Raw	Weights	Raw	Weights	Raw	Weights
1. A great deal	69.7	69.5	63.6	62.7	65.7	65.1
2. Moderately	6.6	6.8	6.8	7.2	6.7	7.1
3. A little	2.2	1.8	1.3	1.4	1.6	1.5
-1. Inapplicable	15.2	16.1	21.1	21.1	19.1	19.3
-6. Not asked, unit nonresponse (no Post-election interview)	5.9	5.6	3.4	3.5	4.2	4.2
-7. Deleted due to partial (Post-election) interview	0.1	0.1	3.9	4.1	2.6	2.7
-8. Don't know	0.1	0.1	0.0	0.0	0.1	0.0
-9. Refused	0.1	0.0	0.0	0.0	0.1	0.0

abort_sexIn

Label: POST: REV R lean favor/opp abortn legal to select child gender

Unweighted Frequencies

	F2F	Web	Total
1. Lean toward favoring	8	50	58
2. Lean toward opposing	28	107	135
3. Do not lean either way	81	356	437
-1. Inapplicable	1815	3068	4883
-6. Not asked, unit nonresponse (no Post-election interview)	121	130	251
-7. Deleted due to partial (Post-election) interview	3	149	152

Weighted Percentages

	F2F		Web		Total	
	Raw	Weights	Raw	Weights	Raw	Weights
1. Lean toward favoring	0.4	0.3	1.3	1.4	1.0	1.0
2. Lean toward opposing	1.4	1.7	2.8	2.5	2.3	2.2
3. Do not lean either way	3.9	3.4	9.2	9.2	7.4	7.2
-1. Inapplicable	88.3	88.8	79.5	79.3	82.5	82.6
-6. Not asked, unit nonresponse (no Post-election interview)	5.9	5.6	3.4	3.5	4.2	4.2
-7. Deleted due to partial (Post-election) interview	0.1	0.1	3.9	4.1	2.6	2.7

abort_sex_x

Label: POST: SUMMARY- Favor abortion legal to select child gender

Unweighted Frequencies

	F2F	Web	Total
1. Favor a great deal	74	133	207
2. Favor moderately	28	67	95
3. Favor a little	49	75	124
4. Lean toward favoring	8	50	58
5. Do not lean either way	81	356	437
6. Lean toward opposing	28	107	135
7. Oppose a little	45	49	94
8. Oppose moderately	135	261	396
9. Oppose a great deal	1434	2455	3889
-6. Not asked, unit nonresponse (no Post-election interview)	121	130	251
-7. Deleted due to partial (Post-election) interview	3	149	152
-8. Don't know	24	0	24
-9. Refused	26	28	54

Weighted Percentages

	F2F		Web		Total	
	Raw	Weights	Raw	Weights	Raw	Weights
1. Favor a great deal	3.6	4.1	3.4	3.4	3.5	3.6
2. Favor moderately	1.4	1.8	1.7	1.3	1.6	1.5
3. Favor a little	2.4	2.9	1.9	2.1	2.1	2.4
4. Lean toward favoring	0.4	0.3	1.3	1.4	1.0	1.0
5. Do not lean either way	3.9	3.4	9.2	9.2	7.4	7.2
6. Lean toward opposing	1.4	1.7	2.8	2.5	2.3	2.2
7. Oppose a little	2.2	1.8	1.3	1.4	1.6	1.5
8. Oppose moderately	6.6	6.8	6.8	7.2	6.7	7.1
9. Oppose a great deal	69.7	69.5	63.6	62.7	65.7	65.1
-6. Not asked, unit nonresponse (no Post-election interview)	5.9	5.6	3.4	3.5	4.2	4.2
-7. Deleted due to partial (Post-election) interview	0.1	0.1	3.9	4.1	2.6	2.7
-8. Don't know	1.2	1.0	0.0	0.0	0.4	0.3
-9. Refused	1.3	1.0	0.7	1.2	0.9	1.1

abort_choice

Label: Abortion: favor/oppose woman's choice
Position: Post election survey, section-item no. 136-39
Description: Abortion
Question: Next, do you favor, oppose, or neither favor nor oppose abortion being legal if the woman chooses to have one?
Logic: This question follows the randomized sequence of abortion scenarios.
Web Logic: Online, set the word 'legal' in bold and omit the colon after 'if' and end the question with a question mark.
Source: Respondent

Unweighted Frequencies

	F2F	Web	Total
1. Favor	854	1390	2244
2. Oppose	786	1415	2201
3. Neither favor nor oppose	241	750	991
-6. Not asked, unit nonresponse (no Post-election interview)	121	130	251
-7. Deleted due to partial (Post-election) interview	3	149	152
-8. Don't know	34	0	34
-9. Refused	17	26	43

Weighted Percentages

	F2F		Web		Total	
	Raw	Weights	Raw	Weights	Raw	Weights
1. Favor	41.5	42.1	36.0	34.9	37.9	37.4
2. Oppose	38.2	38.5	36.7	38.0	37.2	38.2
3. Neither favor nor oppose	11.7	11.9	19.4	18.4	16.8	16.1
-6. Not asked, unit nonresponse (no Post-election interview)	5.9	5.6	3.4	3.5	4.2	4.2
-7. Deleted due to partial (Post-election) interview	0.1	0.1	3.9	4.1	2.6	2.7
-8. Don't know	1.7	1.2	0.0	0.0	0.6	0.4
-9. Refused	0.8	0.6	0.7	1.1	0.7	0.9

abort_choicfav

Label: How much R favor abortion for woman's choice
Position: Post election survey, section-item no. 136-40
Description: Abortion
Question: Do you favor that [A GREAT DEAL, MODERATELY, or A LITTLE / A LITTLE, MODERATELY, or A GREAT DEAL]?
Universe: IF R FAVORS ABORTION AS WOMAN'S CHOICE:
Logic: Ask if ABORTPO ABCHOICE=1 else skip
Source: Respondent

Unweighted Frequencies

	F2F	Web	Total
1. A great deal	473	884	1357
2. Moderately	260	361	621
3. A little	119	143	262
-1. Inapplicable	1078	2191	3269
-6. Not asked, unit nonresponse (no Post-election interview)	121	130	251
-7. Deleted due to partial (Post-election) interview	3	149	152
-8. Don't know	1	0	1
-9. Refused	1	2	3

Weighted Percentages

	F2F		Web		Total	
	Raw	Weights	Raw	Weights	Raw	Weights
1. A great deal	23.0	23.0	22.9	22.1	22.9	22.4
2. Moderately	12.6	12.3	9.4	8.8	10.5	10.0
3. A little	5.8	6.7	3.7	3.9	4.4	4.9
-1. Inapplicable	52.4	52.2	56.8	57.6	55.3	55.7
-6. Not asked, unit nonresponse (no Post-election interview)	5.9	5.6	3.4	3.5	4.2	4.2
-7. Deleted due to partial (Post-election) interview	0.1	0.1	3.9	4.1	2.6	2.7
-9. Refused	0.0	0.0	0.1	0.1	0.1	0.1

abort_choiceopp

Label: How much R oppose aborn for woman's choice
 Position: Post election survey, section-item no. 136-41
 Description: Abortion
 Question: Do you oppose that [A GREAT DEAL, MODERATELY, or A LITTLE / A LITTLE, MODERATELY, or A GREAT DEAL]?
 Universe: IF R OPPOSES ABORTION AS WOMAN'S CHOICE:
 Logic: Ask if ABORTPO ABCHOICE=1 else skip
 Source: Respondent

Unweighted Frequencies

	F2F	Web	Total
1. A great deal	602	1136	1738
2. Moderately	146	228	374
3. A little	38	50	88
-1. Inapplicable	1146	2166	3312
-6. Not asked, unit nonresponse (no Post-election interview)	121	130	251
-7. Deleted due to partial (Post-election) interview	3	149	152
-9. Refused	0	1	1

Weighted Percentages

	F2F		Web		Total	
	Raw	Weights	Raw	Weights	Raw	Weights
1. A great deal	29.3	29.9	29.4	30.1	29.4	30.0
2. Moderately	7.1	6.9	5.9	6.4	6.3	6.6
3. A little	1.8	1.6	1.3	1.5	1.5	1.6
-1. Inapplicable	55.7	55.8	56.1	54.4	56.0	54.9
-6. Not asked, unit nonresponse (no Post-election interview)	5.9	5.6	3.4	3.5	4.2	4.2
-7. Deleted due to partial (Post-election) interview	0.1	0.1	3.9	4.1	2.6	2.7
-9. Refused	0.0	0.0	0.0	0.1	0.0	0.0

abort_choiceIn

Label: R lean favor/opp abortion for woman's choice
Position: Post election survey, section-item no. 136-42
Description: Abortion
Question: Do you LEAN TOWARD FAVORING IT, LEAN TOWARD OPPOSING IT, or do you NOT LEAN EITHER WAY?
Universe: IF R NEITHER FAVORS NOR OPPOSES ABORTION AS WOMAN'S CHOICE:
Logic: Ask if ABORTPO ABCHOICE=3 else skip
Source: Respondent

Unweighted Frequencies

	F2F	Web	Total
1. Lean toward favoring	29	100	129
2. Lean toward opposing	40	109	149
3. Do not lean either way	172	539	711
-1. Inapplicable	1691	2831	4522
-6. Not asked, unit nonresponse (no Post-election interview)	121	130	251
-7. Deleted due to partial (Post-election) interview	3	149	152
-9. Refused	0	2	2

Weighted Percentages

	F2F		Web		Total	
	Raw	Weights	Raw	Weights	Raw	Weights
1. Lean toward favoring	1.4	1.9	2.6	2.4	2.2	2.2
2. Lean toward opposing	1.9	1.6	2.8	2.8	2.5	2.4
3. Do not lean either way	8.4	8.3	14.0	13.3	12.0	11.6
-1. Inapplicable	82.2	82.4	73.3	74.0	76.4	76.9
-6. Not asked, unit nonresponse (no Post-election interview)	5.9	5.6	3.4	3.5	4.2	4.2
-7. Deleted due to partial (Post-election) interview	0.1	0.1	3.9	4.1	2.6	2.7
-9. Refused	0.0	0.0	0.1	0.0	0.0	0.0

abort_choice_x

Label: POST: SUMMARY- Favor abortion legal as woman's choice

Unweighted Frequencies

	F2F	Web	Total
1. Favor a great deal	473	884	1357
2. Favor moderately	260	361	621
3. Favor a little	119	143	262
4. Lean toward favoring	29	100	129
5. Do not lean either way	172	539	711
6. Lean toward opposing	40	109	149
7. Oppose a little	38	50	88
8. Oppose moderately	146	228	374
9. Oppose a great deal	602	1136	1738
-6. Not asked, unit nonresponse (no Post-election interview)	121	130	251
-7. Deleted due to partial (Post-election) interview	3	149	152
-8. Don't know	35	0	35
-9. Refused	18	31	49

Weighted Percentages

	F2F		Web		Total	
	Raw	Weights	Raw	Weights	Raw	Weights
1. Favor a great deal	23.0	23.0	22.9	22.1	22.9	22.4
2. Favor moderately	12.6	12.3	9.4	8.8	10.5	10.0
3. Favor a little	5.8	6.7	3.7	3.9	4.4	4.9
4. Lean toward favoring	1.4	1.9	2.6	2.4	2.2	2.2
5. Do not lean either way	8.4	8.3	14.0	13.3	12.0	11.6
6. Lean toward opposing	1.9	1.6	2.8	2.8	2.5	2.4
7. Oppose a little	1.8	1.6	1.3	1.5	1.5	1.6
8. Oppose moderately	7.1	6.9	5.9	6.4	6.3	6.6
9. Oppose a great deal	29.3	29.9	29.4	30.1	29.4	30.0
-6. Not asked, unit nonresponse (no Post-election interview)	5.9	5.6	3.4	3.5	4.2	4.2
-7. Deleted due to partial (Post-election) interview	0.1	0.1	3.9	4.1	2.6	2.7
-8. Don't know	1.7	1.3	0.0	0.0	0.6	0.4
-9. Refused	0.9	0.6	0.8	1.3	0.8	1.1

wiretap_warrant

Label: Favor or oppose court auth for terr suspect wiretaps
Position: Post election survey, section-item no. 136.4-3
Description: Courts authorize wiretapping
Question: Now for some other topics. Do you favor, oppose, or neither favor nor oppose the U.S. government being required to present evidence to get a court's permission before it can listen in on phone calls made by American citizens who are suspected of being terrorists?
Source: Respondent

Unweighted Frequencies

	F2F	Web	Total
1. Favor	1391	2242	3633
2. Oppose	388	627	1015
3. Neither favor nor oppose	111	682	793
-6. Not asked, unit nonresponse (no Post-election interview)	121	130	251
-7. Deleted due to partial (Post-election) interview	3	149	152
-8. Don't know	36	0	36
-9. Refused	6	30	36

Weighted Percentages

	F2F		Web		Total	
	Raw	Weights	Raw	Weights	Raw	Weights
1. Favor	67.7	68.6	58.1	55.7	61.4	60.2
2. Oppose	18.9	19.3	16.2	16.1	17.2	17.2
3. Neither favor nor oppose	5.4	5.0	17.7	19.4	13.4	14.4
-6. Not asked, unit nonresponse (no Post-election interview)	5.9	5.6	3.4	3.5	4.2	4.2
-7. Deleted due to partial (Post-election) interview	0.1	0.1	3.9	4.1	2.6	2.7
-8. Don't know	1.8	1.1	0.0	0.0	0.6	0.4
-9. Refused	0.3	0.2	0.8	1.3	0.6	0.9

outsource_enc

Label: Should govt encourage/discourage outsourcing
Position: Post election survey, section-item no. 137-1
Description: Outsourcing of U.S. jobs
Question: Recently, some big American companies have been hiring workers in foreign countries to replace workers in the U.S. Do you think the federal government should DISCOURAGE companies from doing this, ENCOURAGE companies to do this, or STAY OUT of this matter?
Source: Respondent

Unweighted Frequencies

	F2F	Web	Total
1. Discourage	1301	2461	3762
2. Encourage	71	104	175
3. Should stay out of this matter	515	987	1502
-6. Not asked, unit nonresponse (no Post-election interview)	121	130	251
-7. Deleted due to partial (Post-election) interview	3	149	152
-8. Don't know	39	0	39
-9. Refused	6	29	35

Weighted Percentages

	F2F		Web		Total	
	Raw	Weights	Raw	Weights	Raw	Weights
1. Discourage	63.3	63.3	63.8	62.8	63.6	62.9
2. Encourage	3.5	2.9	2.7	3.0	3.0	3.0
3. Should stay out of this matter	25.0	26.4	25.6	25.5	25.4	25.8
-6. Not asked, unit nonresponse (no Post-election interview)	5.9	5.6	3.4	3.5	4.2	4.2
-7. Deleted due to partial (Post-election) interview	0.1	0.1	3.9	4.1	2.6	2.7
-8. Don't know	1.9	1.5	0.0	0.0	0.7	0.5
-9. Refused	0.3	0.1	0.8	1.2	0.6	0.8

outsource_encst

Label: How much should govt encourage/discourage outsourcing
Position: Post election survey, section-item no. 137-2
Description: Outsourcing of U.S. jobs
Question: Do you think the government should do this a GREAT DEAL or ONLY A LITTLE?
Universe: IF GOVERNMENT SHOULD DISCOURAGE COMPANIES FROM OUTSOURCING / IF GOVERNMENT SHOULD ENCOURAGE COMPANIES FROM OUTSOURCING:
Logic: Ask if OUTS OUTSGOVT in(1,2) else skip
Source: Respondent

Unweighted Frequencies

	F2F	Web	Total
1. A great deal	1116	1895	3011
2. Only a little	251	664	915
-1. Inapplicable	560	1016	1576
-6. Not asked, unit nonresponse (no Post-election interview)	121	130	251
-7. Deleted due to partial (Post-election) interview	3	149	152
-8. Don't know	5	0	5
-9. Refused	0	6	6

Weighted Percentages

	F2F		Web		Total	
	Raw	Weights	Raw	Weights	Raw	Weights
1. A great deal	54.3	51.8	49.1	46.9	50.9	48.6
2. Only a little	12.2	14.0	17.2	18.6	15.5	17.0
-1. Inapplicable	27.2	28.1	26.3	26.7	26.6	27.2
-6. Not asked, unit nonresponse (no Post-election interview)	5.9	5.6	3.4	3.5	4.2	4.2
-7. Deleted due to partial (Post-election) interview	0.1	0.1	3.9	4.1	2.6	2.7
-8. Don't know	0.2	0.4	0.0	0.0	0.1	0.1
-9. Refused	0.0	0.0	0.2	0.3	0.1	0.2

outsource_enc_x

Label: POST: SUMMARY- Encourage outsourcing of jobs

Unweighted Frequencies

	F2F	Web	Total
1. Discourage a great deal	1075	1839	2914
2. Discourage a little	221	616	837
3. Should stay out of this matter	515	987	1502
4. Encourage a little	30	48	78
5. Encourage a great deal	41	56	97
-6. Not asked, unit nonresponse (no Post-election interview)	121	130	251
-7. Deleted due to partial (Post-election) interview	3	149	152
-8. Don't know	44	0	44
-9. Refused	6	35	41

Weighted Percentages

	F2F		Web		Total	
	Raw	Weights	Raw	Weights	Raw	Weights
1. Discourage a great deal	52.3	50.1	47.6	45.4	49.3	47.0
2. Discourage a little	10.7	12.8	16.0	17.1	14.1	15.6
3. Should stay out of this matter	25.0	26.4	25.6	25.5	25.4	25.8
4. Encourage a little	1.5	1.3	1.2	1.5	1.3	1.4
5. Encourage a great deal	2.0	1.7	1.5	1.5	1.6	1.5
-6. Not asked, unit nonresponse (no Post-election interview)	5.9	5.6	3.4	3.5	4.2	4.2
-7. Deleted due to partial (Post-election) interview	0.1	0.1	3.9	4.1	2.6	2.7
-8. Don't know	2.1	1.9	0.0	0.0	0.7	0.7
-9. Refused	0.3	0.1	0.9	1.5	0.7	1.0

ssinv_invest

Label: Favor or oppose Social Security in stocks and bonds
Position: Post election survey, section-item no. 138-1
Description: Invest Social Security into stocks and bonds
Question: A proposal has been made that would allow people to put a portion of their Social Security payroll taxes into personal retirement accounts that would be invested in stocks and bonds. Do you FAVOR this idea, OPPOSE it, or NEITHER FAVOR NOR OPPOSE it?
Source: Respondent

Unweighted Frequencies

	F2F	Web	Total
1. Favor	727	1281	2008
2. Oppose	471	963	1434
3. Neither favor nor oppose	692	1309	2001
-6. Not asked, unit nonresponse (no Post-election interview)	121	130	251
-7. Deleted due to partial (Post-election) interview	3	149	152
-8. Don't know	38	0	38
-9. Refused	4	28	32

Weighted Percentages

	F2F		Web		Total	
	Raw	Weights	Raw	Weights	Raw	Weights
1. Favor	35.4	38.4	33.2	34.7	33.9	36.0
2. Oppose	22.9	22.4	24.9	21.4	24.2	21.8
3. Neither favor nor oppose	33.7	32.4	33.9	35.3	33.8	34.3
-6. Not asked, unit nonresponse (no Post-election interview)	5.9	5.6	3.4	3.5	4.2	4.2
-7. Deleted due to partial (Post-election) interview	0.1	0.1	3.9	4.1	2.6	2.7
-8. Don't know	1.8	1.0	0.0	0.0	0.6	0.3
-9. Refused	0.2	0.1	0.7	1.1	0.5	0.7

ssinv_invfav

Label: How much favor Social Security in stocks and bonds
 Position: Post election survey, section-item no. 138-2
 Description: Invest Social Security into stocks and bonds
 Question: Do you favor it STRONGLY or NOT STRONGLY?
 Universe: IF R FAVORS SOCIAL SECURITY INVESTMENT IN STOCKS AND BONDS:
 Logic: Ask if SSINV SSINVEST = 1 else skip
 Web Logic: Online, bank with SSINV SSINVEST.
 Source: Respondent

Unweighted Frequencies

	F2F	Web	Total
1. Strongly	518	898	1416
2. Not strongly	204	383	587
-1. Inapplicable	1205	2300	3505
-6. Not asked, unit nonresponse (no Post-election interview)	121	130	251
-7. Deleted due to partial (Post-election) interview	3	149	152
-8. Don't know	5	0	5

Weighted Percentages

	F2F		Web		Total	
	Raw	Weights	Raw	Weights	Raw	Weights
1. Strongly	25.2	25.9	23.3	23.8	23.9	24.5
2. Not strongly	9.9	12.3	9.9	10.9	9.9	11.4
-1. Inapplicable	58.6	55.9	59.6	57.8	59.2	57.1
-6. Not asked, unit nonresponse (no Post-election interview)	5.9	5.6	3.4	3.5	4.2	4.2
-7. Deleted due to partial (Post-election) interview	0.1	0.1	3.9	4.1	2.6	2.7
-8. Don't know	0.2	0.2	0.0	0.0	0.1	0.1

ssinv_invopp

Label: How much oppose Social Security in stocks and bonds
 Position: Post election survey, section-item no. 138-3
 Description: Invest Social Security into stocks and bonds
 Question: Do you oppose it STRONGLY or NOT STRONGLY?
 Universe: IF R OPPOSES SOCIAL SECURITY INVESTMENT IN STOCKS AND BONDS:
 Logic: Ask if SSINV SSINVEST = 2 else skip
 Web Logic: Online, bank with SSINV SSINVEST.
 Source: Respondent

Unweighted Frequencies

	F2F	Web	Total
1. Strongly	395	779	1174
2. Not strongly	76	181	257
-1. Inapplicable	1461	2618	4079
-6. Not asked, unit nonresponse (no Post-election interview)	121	130	251
-7. Deleted due to partial (Post-election) interview	3	149	152
-9. Refused	0	3	3

Weighted Percentages

	F2F		Web		Total	
	Raw	Weights	Raw	Weights	Raw	Weights
1. Strongly	19.2	18.7	20.2	16.9	19.8	17.5
2. Not strongly	3.7	3.7	4.7	4.4	4.3	4.2
-1. Inapplicable	71.1	71.8	67.8	71.0	68.9	71.3
-6. Not asked, unit nonresponse (no Post-election interview)	5.9	5.6	3.4	3.5	4.2	4.2
-7. Deleted due to partial (Post-election) interview	0.1	0.1	3.9	4.1	2.6	2.7
-9. Refused	0.0	0.0	0.1	0.1	0.1	0.1

ssinv_invl

Label: R lean favor or oppose Social Security in stocks and bonds
Position: Post election survey, section-item no. 138-4
Description: Invest Social Security into stocks and bonds
Question: Do you lean toward favoring it, lean toward opposing it, or don't you lean either way?
Universe: IF R NEITHER FAVORS NOR OPPOSES SOCIAL SECURITY INVESTMENT IN STOCKS AND BONDS:
Logic: Ask if SSINV SSINVEST = 3 else skip
Web Logic: Online, bank with SSINV SSINVEST.
Source: Respondent

Unweighted Frequencies

	F2F	Web	Total
1. Lean toward favoring	96	291	387
2. Lean toward opposing	74	157	231
3. Do not lean either way	516	861	1377
-1. Inapplicable	1240	2272	3512
-6. Not asked, unit nonresponse (no Post-election interview)	121	130	251
-7. Deleted due to partial (Post-election) interview	3	149	152
-8. Don't know	6	0	6

Weighted Percentages

	F2F		Web		Total	
	Raw	Weights	Raw	Weights	Raw	Weights
1. Lean toward favoring	4.7	5.3	7.5	7.6	6.5	6.8
2. Lean toward opposing	3.6	4.1	4.1	4.1	3.9	4.1
3. Do not lean either way	25.1	22.9	22.3	23.6	23.3	23.4
-1. Inapplicable	60.3	61.9	58.9	57.2	59.4	58.8
-6. Not asked, unit nonresponse (no Post-election interview)	5.9	5.6	3.4	3.5	4.2	4.2
-7. Deleted due to partial (Post-election) interview	0.1	0.1	3.9	4.1	2.6	2.7
-8. Don't know	0.3	0.1	0.0	0.0	0.1	0.0

ssinv_invest_x

Label: POST: SUMMARY- Favor Social Security investment in stocks and bonds

Unweighted Frequencies

	F2F	Web	Total
1. Favor strongly	518	898	1416
2. Favor not strongly	204	383	587
3. Lean toward favoring	96	291	387
4. Do not lean either way	516	861	1377
5. Lean toward opposing	74	157	231
6. Oppose not strongly	76	181	257
7. Oppose strongly	395	779	1174
-6. Not asked, unit nonresponse (no Post-election interview)	121	130	251
-7. Deleted due to partial (Post-election) interview	3	149	152
-8. Don't know	49	0	49
-9. Refused	4	31	35

Weighted Percentages

	F2F		Web		Total	
	Raw	Weights	Raw	Weights	Raw	Weights
1. Favor strongly	25.2	25.9	23.3	23.8	23.9	24.5
2. Favor not strongly	9.9	12.3	9.9	10.9	9.9	11.4
3. Lean toward favoring	4.7	5.3	7.5	7.6	6.5	6.8
4. Do not lean either way	25.1	22.9	22.3	23.6	23.3	23.4
5. Lean toward opposing	3.6	4.1	4.1	4.1	3.9	4.1
6. Oppose not strongly	3.7	3.7	4.7	4.4	4.3	4.2
7. Oppose strongly	19.2	18.7	20.2	16.9	19.8	17.5
-6. Not asked, unit nonresponse (no Post-election interview)	5.9	5.6	3.4	3.5	4.2	4.2
-7. Deleted due to partial (Post-election) interview	0.1	0.1	3.9	4.1	2.6	2.7
-8. Don't know	2.4	1.4	0.0	0.0	0.8	0.5
-9. Refused	0.2	0.1	0.8	1.2	0.6	0.8

neonull_strule

Label: Favor or oppose state decision whether federal law applies
Position: Post election survey, section-item no. 138.4-1
Description: Neo-Nullification
Question: Do you favor, oppose, or neither favor nor oppose states being able to decide whether federal laws do or do not apply within the state?
Source: Respondent

Unweighted Frequencies

	F2F	Web	Total
1. Favor states being able to decide	781	1223	2004
2. Oppose states being able to decide	768	1357	2125
3. Neither favor nor oppose	279	973	1252
-6. Not asked, unit nonresponse (no Post-election interview)	121	130	251
-7. Deleted due to partial (Post-election) interview	3	149	152
-8. Don't know	98	0	98
-9. Refused	6	28	34

	Weighted Percentages					
	F2F		Web		Total	
	Raw	Weights	Raw	Weights	Raw	Weights
1. Favor states being able to decide	38.0	37.6	31.7	32.4	33.9	34.2
2. Oppose states being able to decide	37.4	39.6	35.2	31.6	35.9	34.4
3. Neither favor nor oppose	13.6	13.1	25.2	27.3	21.2	22.4
-6. Not asked, unit nonresponse (no Post-election interview)	5.9	5.6	3.4	3.5	4.2	4.2
-7. Deleted due to partial (Post-election) interview	0.1	0.1	3.9	4.1	2.6	2.7
-8. Don't know	4.8	3.7	0.0	0.0	1.7	1.3
-9. Refused	0.3	0.2	0.7	1.1	0.6	0.8

neonull_strulest

Label: How much favor/opp state decision whether fed law applies
Position: Post election survey, section-item no. 138.4-1.5
Description: Neo-Nullification
Question: Do you [favor/ oppose] that strongly or not strongly?
Universe: IF R FAVORS STATES BEING ABLE TO DECIDE WHETHER FEDERAL LAW APPLIES IN THE STATE / IF R OPPOSES STATES BEING ABLE TO DECIDE WHETHER FEDERAL LAW APPLIES IN THE STATE:
Logic: Ask if NEONULL in(1,2) else skip. Load 'favor' if NEONULL STRULE = 1; load 'oppose' if NEONULL STRULE=2.
Web Logic: Online, bank with NEONULL STRULE.
Source: Respondent

Unweighted Frequencies

	F2F	Web	Total
1. Strongly	1090	2044	3134
2. Not strongly	454	534	988
-1. Inapplicable	383	1001	1384
-4. Error	0	1	1
-6. Not asked, unit nonresponse (no Post-election interview)	121	130	251
-7. Deleted due to partial (Post-election) interview	3	149	152
-8. Don't know	5	0	5
-9. Refused	0	1	1

Weighted Percentages

	F2F		Web		Total	
	Raw	Weights	Raw	Weights	Raw	Weights
1. Strongly	53.0	53.1	53.0	49.6	53.0	50.8
2. Not strongly	22.1	24.0	13.8	14.3	16.7	17.7
-1. Inapplicable	18.6	17.0	25.9	28.4	23.4	24.5
-4. Error	0.0	0.0	0.0	0.1	0.0	0.0
-6. Not asked, unit nonresponse (no Post-election interview)	5.9	5.6	3.4	3.5	4.2	4.2
-7. Deleted due to partial (Post-election) interview	0.1	0.1	3.9	4.1	2.6	2.7
-8. Don't know	0.2	0.2	0.0	0.0	0.1	0.1

neonull_strule_x

Label: POST: SUMMARY- Favor state decision when federal law applies to state

Unweighted Frequencies

	F2F	Web	Total
1. Favor strongly	521	940	1461
2. Favor not strongly	257	282	539
3. Neither favor nor oppose	279	973	1252
4. Oppose not strongly	197	252	449
5. Oppose strongly	569	1104	1673
-4. Error	0	1	1
-6. Not asked, unit nonresponse (no Post-election interview)	121	130	251
-7. Deleted due to partial (Post-election) interview	3	149	152
-8. Don't know	103	0	103
-9. Refused	6	29	35

Weighted Percentages

	F2F		Web		Total	
	Raw	Weights	Raw	Weights	Raw	Weights
1. Favor strongly	25.3	25.1	24.4	24.5	24.7	24.7
2. Favor not strongly	12.5	12.5	7.3	7.8	9.1	9.4
3. Neither favor nor oppose	13.6	13.1	25.2	27.3	21.2	22.4
4. Oppose not strongly	9.6	11.5	6.5	6.5	7.6	8.3
5. Oppose strongly	27.7	28.0	28.6	25.1	28.3	26.1
-4. Error	0.0	0.0	0.0	0.1	0.0	0.0
-6. Not asked, unit nonresponse (no Post-election interview)	5.9	5.6	3.4	3.5	4.2	4.2
-7. Deleted due to partial (Post-election) interview	0.1	0.1	3.9	4.1	2.6	2.7
-8. Don't know	5.0	3.9	0.0	0.0	1.7	1.4
-9. Refused	0.3	0.2	0.8	1.1	0.6	0.8

pot_legal

Label: Should marijuana be legal
 Position: Post election survey, section-item no. 138.7-1
 Description: Legalization of marijuana use
 Question: Do you favor, oppose, or neither favor nor oppose the use of marijuana being legal?
 Source: Respondent

Unweighted Frequencies

	F2F	Web	Total
1. Favor	779	1342	2121
2. Oppose	731	1255	1986
3. Neither favor nor oppose	398	964	1362
-6. Not asked, unit nonresponse (no Post-election interview)	121	130	251
-7. Deleted due to partial (Post-election) interview	3	149	152
-8. Don't know	20	0	20
-9. Refused	4	20	24

Weighted Percentages

	F2F		Web		Total	
	Raw	Weights	Raw	Weights	Raw	Weights
1. Favor	37.9	38.1	34.8	34.7	35.9	35.9
2. Oppose	35.6	35.2	32.5	32.0	33.6	33.1
3. Neither favor nor oppose	19.4	20.0	25.0	24.9	23.0	23.2
-6. Not asked, unit nonresponse (no Post-election interview)	5.9	5.6	3.4	3.5	4.2	4.2
-7. Deleted due to partial (Post-election) interview	0.1	0.1	3.9	4.1	2.6	2.7
-8. Don't know	1.0	0.9	0.0	0.0	0.3	0.3
-9. Refused	0.2	0.1	0.5	0.8	0.4	0.6

govrole_big

Label: Govt bigger because too involved OR bigger problems
Position: Post election survey, section-item no. 139-2
Description: Size of government role
Question: ONE, the main reason government has become bigger over the years is because it has gotten involved in things that people should do for themselves; OR: TWO, government has become bigger because the problems we face have become bigger.
Web Logic: Online, display question text as follows: Which of the two statements comes closer to your view? 1. The main reason government has become bigger over the years is because it has gotten involved in things that people should do for themselves. 2. Government has become bigger because the problems we face have become bigger. In the response options, repeat the numbered items 1 and 2 exactly as they appear in the stem.
Source: Respondent

Unweighted Frequencies

	F2F	Web	Total
1. Gov't bigger because it's involved in things people should handle themselves	726	2049	2775
2. Gov't bigger because problems bigger	1171	1497	2668
-6. Not asked, unit nonresponse (no Post-election interview)	121	130	251
-7. Deleted due to partial (Post-election) interview	3	149	152
-8. Don't know	31	0	31
-9. Refused	4	35	39

	Weighted Percentages					
	F2F		Web		Total	
	Raw	Weights	Raw	Weights	Raw	Weights
1. Gov't bigger because it's involved in things people should handle themselves	35.3	44.7	53.1	54.3	46.9	50.9
2. Gov't bigger because problems bigger	57.0	48.4	38.8	37.0	45.1	41.0
-6. Not asked, unit nonresponse (no Post-election interview)	5.9	5.6	3.4	3.5	4.2	4.2
-7. Deleted due to partial (Post-election) interview	0.1	0.1	3.9	4.1	2.6	2.7
-8. Don't know	1.5	1.1	0.0	0.0	0.5	0.4
-9. Refused	0.2	0.1	0.9	1.2	0.7	0.8

govrole_market

Label: Need strong govt for complex problems OR free market
Position: Post election survey, section-item no. 139-4
Description: Size of government role
Question: ONE, we need a strong government to handle today's complex economic problems; OR TWO, the free market can handle these problems without government being involved.
Web Logic: Online, display question text as follows: Which of the two statements comes closer to your view? 1. We need a strong government to handle today's complex economic problems. 2. The free market can handle these problems without government being involved. In the response options, repeat the numbered items 1 and 2 exactly as they appear in the stem.
Source: Respondent

Unweighted Frequencies

	F2F	Web	Total
1. Need a strong gov't to handle complex economic problems	1347	2094	3441
2. Free market can handle without gov't involvement	527	1449	1976
-6. Not asked, unit nonresponse (no Post-election interview)	121	130	251
-7. Deleted due to partial (Post-election) interview	3	149	152
-8. Don't know	50	0	50
-9. Refused	8	38	46

	Weighted Percentages					
	F2F		Web		Total	
	Raw	Weights	Raw	Weights	Raw	Weights
1. Need a strong gov't to handle complex economic problems	65.5	60.2	54.2	52.5	58.2	55.2
2. Free market can handle without gov't involvement	25.6	31.2	37.5	38.4	33.4	35.9
-6. Not asked, unit nonresponse (no Post-election interview)	5.9	5.6	3.4	3.5	4.2	4.2
-7. Deleted due to partial (Post-election) interview	0.1	0.1	3.9	4.1	2.6	2.7
-8. Don't know	2.4	2.4	0.0	0.0	0.8	0.8
-9. Refused	0.4	0.4	1.0	1.6	0.8	1.2

govrole_lessmore

Label: Less govt better OR more that govt should be doing
Position: Post election survey, section-item no. 139-6
Description: Size of government role
Question: ONE, the less government, the better; OR TWO, there are more things that government should be doing?
Web Logic: Online, display question text as follows: Which of the two statements comes closer to your view? 1. The less government, the better. 2. There are more things that government should be doing. In the response options, repeat the numbered items 1 and 2 exactly as they appear in the stem.
Source: Respondent

Unweighted Frequencies

	F2F	Web	Total
1. The less government the better	694	2003	2697
2. More things government should be doing	1162	1535	2697
-6. Not asked, unit nonresponse (no Post-election interview)	121	130	251
-7. Deleted due to partial (Post-election) interview	3	149	152
-8. Don't know	68	0	68
-9. Refused	8	43	51

Weighted Percentages						
	F2F		Web		Total	
	Raw	Weights	Raw	Weights	Raw	Weights
1. The less government the better	33.8	44.4	51.9	51.5	45.6	49.0
2. More things government should be doing	56.5	46.6	39.8	39.2	45.6	41.8
-6. Not asked, unit nonresponse (no Post-election interview)	5.9	5.6	3.4	3.5	4.2	4.2
-7. Deleted due to partial (Post-election) interview	0.1	0.1	3.9	4.1	2.6	2.7
-8. Don't know	3.3	3.0	0.0	0.0	1.1	1.0
-9. Refused	0.4	0.3	1.1	1.7	0.9	1.2

govrole_regbus

Label: Regulation of Business
Position: Post election survey, section-item no. 139-7
Description: Size of government role
Question: How much government regulation of business is good for society?
[A great deal, a lot, a moderate amount, a little, or none at all /
None at all, a little, a moderate amount, a lot, or a great deal]?
Source: Respondent

Unweighted Frequencies

	F2F	Web	Total
1. A great deal	242	202	444
2. A lot	251	419	670
3. A moderate amount	1007	2089	3096
4. A little	341	715	1056
5. None at all	44	125	169
-6. Not asked, unit nonresponse (no Post-election interview)	121	130	251
-7. Deleted due to partial (Post-election) interview	3	149	152
-8. Don't know	45	0	45
-9. Refused	2	31	33

Weighted Percentages

	F2F		Web		Total	
	Raw	Weights	Raw	Weights	Raw	Weights
1. A great deal	11.8	7.4	5.2	4.8	7.5	5.7
2. A lot	12.2	10.2	10.9	10.0	11.3	10.1
3. A moderate amount	49.0	52.3	54.1	53.4	52.3	53.0
4. A little	16.6	20.7	18.5	19.4	17.8	19.8
5. None at all	2.1	2.3	3.2	3.5	2.9	3.1
-6. Not asked, unit nonresponse (no Post-election interview)	5.9	5.6	3.4	3.5	4.2	4.2
-7. Deleted due to partial (Post-election) interview	0.1	0.1	3.9	4.1	2.6	2.7
-8. Don't know	2.2	1.3	0.0	0.0	0.8	0.5
-9. Refused	0.1	0.1	0.8	1.3	0.6	0.9

discuss_disc

Label: Ever discuss politics with family or friends
 Position: Post election survey, section-item no. 140-1
 Description: Discuss politics with family or friends
 Question: Do you ever discuss politics with your family or friends?
 Source: Respondent

Unweighted Frequencies

	F2F	Web	Total
1. Yes	1421	2515	3936
2. No	509	1051	1560
-6. Not asked, unit nonresponse (no Post-election interview)	121	130	251
-7. Deleted due to partial (Post-election) interview	3	149	152
-8. Don't know	2	0	2
-9. Refused	0	15	15

Weighted Percentages

	F2F		Web		Total	
	Raw	Weights	Raw	Weights	Raw	Weights
1. Yes	69.1	71.9	65.2	60.5	66.5	64.4
2. No	24.8	22.3	27.2	31.3	26.4	28.2
-6. Not asked, unit nonresponse (no Post-election interview)	5.9	5.6	3.4	3.5	4.2	4.2
-7. Deleted due to partial (Post-election) interview	0.1	0.1	3.9	4.1	2.6	2.7
-8. Don't know	0.1	0.0	0.0	0.0	0.0	0.0
-9. Refused	0.0	0.0	0.4	0.7	0.3	0.4

discuss_discpstwkw

Label: Days in past week discussed politics
Position: Post election survey, section-item no. 140-2
Description: Discuss politics with family or friends
Question: How many days IN THE PAST WEEK did you talk about politics with family or friends?
Universe: IF EVER DISCUSSES POLITICS WITH FAMILY AND FRIENDS:
Logic: Ask if DISCUSS DISC=1, else skip
Source: Respondent

Unweighted Frequencies

	F2F	Web	Total
0. Zero days	216	420	636
1. One day	281	684	965
2. Two days	312	575	887
3. Three days	187	330	517
4. Four days	112	176	288
5. Five days	100	107	207
6. Six days	26	44	70
7. Seven days	182	175	357
-1. Inapplicable	511	1066	1577
-6. Not asked, unit nonresponse (no Post-election interview)	121	130	251
-7. Deleted due to partial (Post-election) interview	3	149	152
-8. Don't know	5	0	5
-9. Refused	0	4	4

Weighted Percentages

	F2F		Web		Total	
	Raw	Weights	Raw	Weights	Raw	Weights
0. Zero days	10.5	9.7	10.9	11.2	10.8	10.7
1. One day	13.7	13.8	17.7	16.9	16.3	15.8
2. Two days	15.2	15.6	14.9	14.4	15.0	14.8
3. Three days	9.1	9.1	8.5	7.4	8.7	8.0
4. Four days	5.4	5.8	4.6	3.7	4.9	4.5
5. Five days	4.9	5.2	2.8	2.4	3.5	3.4
6. Six days	1.3	1.7	1.1	0.9	1.2	1.2
7. Seven days	8.9	10.7	4.5	3.5	6.0	6.0
-1. Inapplicable	24.9	22.4	27.6	32.0	26.7	28.6
-6. Not asked, unit nonresponse (no Post-election interview)	5.9	5.6	3.4	3.5	4.2	4.2
-7. Deleted due to partial (Post-election) interview	0.1	0.1	3.9	4.1	2.6	2.7
-8. Don't know	0.2	0.3	0.0	0.0	0.1	0.1
-9. Refused	0.0	0.0	0.1	0.2	0.1	0.1

mormon_xn

Label: Mormon a Christian religion
 Position: Post election survey, section-item no. 141-1
 Description: Attitudes toward and exposure to Mormonism
 Question: Do you think the Mormon religion is Christian, or is it not Christian?
 Source: Respondent

Unweighted Frequencies

	F2F	Web	Total
1. Is Christian	700	1862	2562
2. Not Christian	833	1645	2478
-6. Not asked, unit nonresponse (no Post-election interview)	121	130	251
-7. Deleted due to partial (Post-election) interview	3	149	152
-8. Don't know	388	0	388
-9. Refused	11	74	85

Weighted Percentages

	F2F		Web		Total	
	Raw	Weights	Raw	Weights	Raw	Weights
1. Is Christian	34.0	38.9	48.2	46.7	43.3	44.0
2. Not Christian	40.5	38.2	42.6	43.3	41.9	41.6
-6. Not asked, unit nonresponse (no Post-election interview)	5.9	5.6	3.4	3.5	4.2	4.2
-7. Deleted due to partial (Post-election) interview	0.1	0.1	3.9	4.1	2.6	2.7
-8. Don't know	18.9	16.8	0.0	0.0	6.6	5.8
-9. Refused	0.5	0.4	1.9	2.4	1.4	1.7

mormon_known

Label: Mormon people you know
Position: Post election survey, section-item no. 141-2
Description: Attitudes toward and exposure to Mormonism
Question: How many people do you know personally who are Mormon?
Source: Respondent

40 unique outcomes. 10 most frequently appearing outcomes:

Unweighted Frequencies

	Count
0	2879
1	680
2	489
-6	251
3	226
5	224
-7	152
4	148
-9	145
10	145

mormon_beliefs

Label: Mormon common beliefs with self
Position: Post election survey, section-item no. 141-3
Description: Attitudes toward and exposure to Mormonism
Question: How much does the Mormon religion have in common with your own beliefs? [A great deal, a lot, a moderate amount, a little, or nothing at all / nothing at all, a little, a moderate amount, a lot, or a great deal]?
Source: Respondent

Unweighted Frequencies

	F2F	Web	Total
1. A great deal	38	85	123
2. A lot	67	136	203
3. A moderate amount	279	753	1032
4. A little	489	1205	1694
5. Nothing at all	705	1323	2028
-6. Not asked, unit nonresponse (no Post-election interview)	121	130	251
-7. Deleted due to partial (Post-election) interview	3	149	152
-8. Don't know	351	0	351
-9. Refused	3	79	82

Weighted Percentages

	F2F		Web		Total	
	Raw	Weights	Raw	Weights	Raw	Weights
1. A great deal	1.8	2.7	2.2	2.5	2.1	2.5
2. A lot	3.3	3.7	3.5	3.1	3.4	3.3
3. A moderate amount	13.6	17.2	19.5	18.5	17.4	18.1
4. A little	23.8	25.1	31.2	30.2	28.6	28.4
5. Nothing at all	34.3	30.0	34.3	35.6	34.3	33.7
-6. Not asked, unit nonresponse (no Post-election interview)	5.9	5.6	3.4	3.5	4.2	4.2
-7. Deleted due to partial (Post-election) interview	0.1	0.1	3.9	4.1	2.6	2.7
-8. Don't know	17.1	15.5	0.0	0.0	5.9	5.4
-9. Refused	0.1	0.1	2.0	2.6	1.4	1.7

factor_rpcrel

Label: Pres cand aversion-pref factor: Mitt Romney's Mormon relig
Position: Post election survey, section-item no. 141.5-1
Description: Presidential candidate preference and aversion factors
Question: What about [preload: presfactor1]? Did this tend to make you [vote for / prefer] [[preload: dem pcname] or [preload: rep pcname] / [preload: rep pcname] or [preload: dem pcname]] or did it make no difference?
Randomization:Order of candidate names in question text; order of questions: 1 = Mitt Romney's Mormon faith 2 = Barack Obama's race 3 = the Affordable Health Care Act, or 'Obamacare' 4 = the economy 5 = foreign policy 6 = Barack Obama's religion 7 = Mitt Romney's wealth 8 = the fact that Obama is a Democrat 9 = the fact that Romney is Republican
Universe: IF R VOTED IN THE 2012 ELECTIONS / IF R DID NOT VOTE IN THE 2012 ELECTIONS:
Logic: Preload variables used in this module are as follows: presfactor1 = Mitt Romney's Mormon faith presfactor2 = Barack Obama's race presfactor3 = the health care reform law of 2010 presfactor4 = the economy presfactor5 = foreign policy presfactor6 = Barack Obama's religion presfactor7 = Mitt Romney's wealth presfactor8 = the fact that Obama is a Democrat presfactor9 = the fact that Romney is a Republican Load presfactor1 in question text. The order in which the Presidential candidate names are read in the question text should be randomized, with value stored in a variable randpfactor; the same ordering of names applies for all preference factor questions in this module. Also: randomize the order of the 9 preference-aversion factors in this module. If POSTVOTE RVOTE=4 or vote pre=1 load 'vote for', else load 'prefer'.
Source: Respondent

Unweighted Frequencies

	F2F	Web	Total
1. <preload: dem_pname>	258	549	807
2. <preload: rep_pname>	22	203	225
3. Made no difference	1624	2799	4423
-6. Not asked, unit nonresponse (no Post-election interview)	121	130	251
-7. Deleted due to partial (Post-election) interview	3	149	152
-8. Don't know	24	0	24
-9. Refused	4	30	34

Weighted Percentages

	F2F		Web		Total	
	Raw	Weights	Raw	Weights	Raw	Weights
1. <preload: dem_pname>	12.5	10.1	14.2	14.6	13.6	13.0
2. <preload: rep_pname>	1.1	1.4	5.3	6.5	3.8	4.7
3. Made no difference	79.0	81.4	72.5	70.4	74.8	74.2
-6. Not asked, unit nonresponse (no Post-election interview)	5.9	5.6	3.4	3.5	4.2	4.2
-7. Deleted due to partial (Post-election) interview	0.1	0.1	3.9	4.1	2.6	2.7
-8. Don't know	1.2	1.2	0.0	0.0	0.4	0.4
-9. Refused	0.2	0.2	0.8	0.9	0.6	0.7

factor_dpcrace

Label: Pres cand aversion-pref factor: Barack Obama's race
Position: Post election survey, section-item no. 141.5-2
Description: Presidential candidate preference and aversion factors
Question: What about [preload: presfactor2]? Did this tend to make you [vote for / prefer] [[preload: dem pcname] or [preload: rep pcname] / [preload: rep pcname] or [preload: dem pcname]] or did it make no difference?
Randomization: Order of candidate names in question text; order of questions
Universe: IF R VOTED IN THE 2012 ELECTIONS / IF R DID NOT VOTE IN THE 2012 ELECTIONS:
Logic: Load presfactor2 in question text. If POSTVOTE RVOTE=4 or vote pre=1 load 'vote for', else load 'prefer'.
Source: Respondent

Unweighted Frequencies

	F2F	Web	Total
1. <preload: dem_pcname>	192	338	530
2. <preload: rep_pcname>	29	207	236
3. Made no difference	1703	3014	4717
-6. Not asked, unit nonresponse (no Post-election interview)	121	130	251
-7. Deleted due to partial (Post-election) interview	3	149	152
-8. Don't know	5	0	5
-9. Refused	3	22	25

Weighted Percentages

	F2F		Web		Total	
	Raw	Weights	Raw	Weights	Raw	Weights
1. <preload: dem_pcname>	9.3	5.3	8.8	8.5	9.0	7.4
2. <preload: rep_pcname>	1.4	2.1	5.4	6.3	4.0	4.8
3. Made no difference	82.8	86.5	78.1	76.9	79.7	80.2
-6. Not asked, unit nonresponse (no Post-election interview)	5.9	5.6	3.4	3.5	4.2	4.2
-7. Deleted due to partial (Post-election) interview	0.1	0.1	3.9	4.1	2.6	2.7
-8. Don't know	0.2	0.2	0.0	0.0	0.1	0.1
-9. Refused	0.1	0.1	0.6	0.8	0.4	0.6

factor_ahcare

Label: P cand factor: the Affordable Health Care Act or 'Obamacare'
Position: Post election survey, section-item no. 141.5-3
Description: Presidential candidate preference and aversion factors
Question: What about [preload: presfactor3]? Did this tend to make you [vote for / prefer] [[preload: dem pcname] or [preload: rep pcname] / [preload: rep pcname] or [preload: dem pcname]] or did it make no difference?
Randomization: Order of candidate names in question text; order of questions
Universe: IF R VOTED IN THE 2012 ELECTIONS / IF R DID NOT VOTE IN THE 2012 ELECTIONS:
Logic: Load presfactor3 in question text. If POSTVOTE RVOTE=4 or vote pre=1 load 'vote for', else load 'prefer'.
Source: Respondent

Unweighted Frequencies

	F2F	Web	Total
1. <preload: dem_pcname>	747	1273	2020
2. <preload: rep_pcname>	458	1352	1810
3. Made no difference	690	928	1618
-6. Not asked, unit nonresponse (no Post-election interview)	121	130	251
-7. Deleted due to partial (Post-election) interview	3	149	152
-8. Don't know	34	0	34
-9. Refused	3	28	31

Weighted Percentages

	F2F		Web		Total	
	Raw	Weights	Raw	Weights	Raw	Weights
1. <preload: dem_pcname>	36.3	26.9	33.0	29.9	34.1	28.9
2. <preload: rep_pcname>	22.3	34.3	35.0	36.0	30.6	35.4
3. Made no difference	33.6	31.4	24.0	25.6	27.3	27.6
-6. Not asked, unit nonresponse (no Post-election interview)	5.9	5.6	3.4	3.5	4.2	4.2
-7. Deleted due to partial (Post-election) interview	0.1	0.1	3.9	4.1	2.6	2.7
-8. Don't know	1.7	1.5	0.0	0.0	0.6	0.5
-9. Refused	0.1	0.2	0.7	0.9	0.5	0.7

factor_econ

Label: Pres cand aversion-pref factor: the economy
Position: Post election survey, section-item no. 141.5-4
Description: Presidential candidate preference and aversion factors
Question: What about [preload: presfactor4]? Did this tend to make you [vote for / prefer] [[preload: dem pcname] or [preload: rep pcname] / [preload: rep pcname] or [preload: dem pcname]] or did it make no difference?
Randomization: Order of candidate names in question text; order of questions
Universe: IF R VOTED IN THE 2012 ELECTIONS / IF R DID NOT VOTE IN THE 2012 ELECTIONS:
Logic: Load presfactor4 in question text. If POSTVOTE RVOTE=4 or vote pre=1 load 'vote for', else load 'prefer'.
Source: Respondent

Unweighted Frequencies

	F2F	Web	Total
1. <preload: dem_pcname>	924	1438	2362
2. <preload: rep_pcname>	512	1375	1887
3. Made no difference	481	742	1223
-6. Not asked, unit nonresponse (no Post-election interview)	121	130	251
-7. Deleted due to partial (Post-election) interview	3	149	152
-8. Don't know	13	0	13
-9. Refused	2	26	28

Weighted Percentages

	F2F		Web		Total	
	Raw	Weights	Raw	Weights	Raw	Weights
1. <preload: dem_pcname>	44.9	36.0	37.3	34.4	39.9	35.0
2. <preload: rep_pcname>	24.9	36.8	35.6	36.0	31.9	36.3
3. Made no difference	23.4	20.9	19.2	21.1	20.7	21.0
-6. Not asked, unit nonresponse (no Post-election interview)	5.9	5.6	3.4	3.5	4.2	4.2
-7. Deleted due to partial (Post-election) interview	0.1	0.1	3.9	4.1	2.6	2.7
-8. Don't know	0.6	0.5	0.0	0.0	0.2	0.2
-9. Refused	0.1	0.1	0.7	0.9	0.5	0.6

factor_fpol

Label: Pres cand aversion-pref factor: foreign policy
Position: Post election survey, section-item no. 141.5-5
Description: Presidential candidate preference and aversion factors
Question: What about [preload: presfactor5]? Did this tend to make you [vote for / prefer] [[preload: dem pcname] or [preload: rep pcname] / [preload: rep pcname] or [preload: dem pcname]] or did it make no difference?
Randomization: Order of candidate names in question text; order of questions
Universe: IF R VOTED IN THE 2012 ELECTIONS / IF R DID NOT VOTE IN THE 2012 ELECTIONS:
Logic: Load presfactor5 in question text. If POSTVOTE RVOTE=4 or vote pre=1 load 'vote for', else load 'prefer'.
Source: Respondent

Unweighted Frequencies

	F2F	Web	Total
1. <preload: dem_pcname>	691	1361	2052
2. <preload: rep_pcname>	313	1022	1335
3. Made no difference	886	1172	2058
-6. Not asked, unit nonresponse (no Post-election interview)	121	130	251
-7. Deleted due to partial (Post-election) interview	3	149	152
-8. Don't know	38	0	38
-9. Refused	4	26	30

Weighted Percentages

	F2F		Web		Total	
	Raw	Weights	Raw	Weights	Raw	Weights
1. <preload: dem_pcname>	33.6	28.5	35.3	32.3	34.7	31.0
2. <preload: rep_pcname>	15.2	23.3	26.5	26.7	22.6	25.5
3. Made no difference	43.1	40.8	30.4	32.5	34.8	35.4
-6. Not asked, unit nonresponse (no Post-election interview)	5.9	5.6	3.4	3.5	4.2	4.2
-7. Deleted due to partial (Post-election) interview	0.1	0.1	3.9	4.1	2.6	2.7
-8. Don't know	1.8	1.4	0.0	0.0	0.6	0.5
-9. Refused	0.2	0.3	0.7	0.9	0.5	0.7

factor_dpcrel

Label: Pres cand aversion-preference factor: Dem Pres cand relig
Position: Post election survey, section-item no. 141.5-6
Description: Presidential candidate preference and aversion factors
Question: What about [preload: presfactor6]? Did this tend to make you [vote for / prefer] [[preload: dem pcname] or [preload: rep pcname] / [preload: rep pcname] or [preload: dem pcname]] or did it make no difference?
Randomization: Order of candidate names in question text; order of questions
Universe: IF R VOTED IN THE 2012 ELECTIONS / IF R DID NOT VOTE IN THE 2012 ELECTIONS:
Logic: Load presfactor6 in question text. If POSTVOTE RVOTE=4 or vote pre=1 load 'vote for', else load 'prefer'.
Source: Respondent

Unweighted Frequencies

	F2F	Web	Total
1. <preload: dem_pcname>	109	335	444
2. <preload: rep_pcname>	140	561	701
3. Made no difference	1659	2659	4318
-6. Not asked, unit nonresponse (no Post-election interview)	121	130	251
-7. Deleted due to partial (Post-election) interview	3	149	152
-8. Don't know	18	0	18
-9. Refused	6	26	32

Weighted Percentages

	F2F		Web		Total	
	Raw	Weights	Raw	Weights	Raw	Weights
1. <preload: dem_pcname>	5.3	3.8	8.7	8.6	7.5	7.0
2. <preload: rep_pcname>	6.8	10.4	14.5	15.7	11.8	13.8
3. Made no difference	80.7	79.2	68.9	67.3	73.0	71.4
-6. Not asked, unit nonresponse (no Post-election interview)	5.9	5.6	3.4	3.5	4.2	4.2
-7. Deleted due to partial (Post-election) interview	0.1	0.1	3.9	4.1	2.6	2.7
-8. Don't know	0.9	0.6	0.0	0.0	0.3	0.2
-9. Refused	0.3	0.4	0.7	0.9	0.5	0.7

factor_rpcwlth

Label: Pres cand aversion-preference factor: Mitt Romney's wealth
Position: Post election survey, section-item no. 141.5-7
Description: Presidential candidate preference and aversion factors
Question: What about [preload: presfactor7]? Did this tend to make you [vote for / prefer] [[preload: dem pcname] or [preload: rep pcname] / [preload: rep pcname] or [preload: dem pcname]] or did it make no difference?
Randomization: Order of candidate names in question text; order of questions
Universe: IF R VOTED IN THE 2012 ELECTIONS / IF R DID NOT VOTE IN THE 2012 ELECTIONS:
Logic: Load presfactor7 in question text. If POSTVOTE RVOTE=4 or vote pre=1 load 'vote for', else load 'prefer'.
Source: Respondent

Unweighted Frequencies

	F2F	Web	Total
1. <preload: dem_pcname>	403	926	1329
2. <preload: rep_pcname>	56	198	254
3. Made no difference	1458	2428	3886
-6. Not asked, unit nonresponse (no Post-election interview)	121	130	251
-7. Deleted due to partial (Post-election) interview	3	149	152
-8. Don't know	14	0	14
-9. Refused	1	29	30

Weighted Percentages

	F2F		Web		Total	
	Raw	Weights	Raw	Weights	Raw	Weights
1. <preload: dem_pcname>	19.6	16.9	24.0	23.2	22.5	21.0
2. <preload: rep_pcname>	2.7	2.9	5.1	5.7	4.3	4.7
3. Made no difference	70.9	73.7	62.9	62.7	65.7	66.5
-6. Not asked, unit nonresponse (no Post-election interview)	5.9	5.6	3.4	3.5	4.2	4.2
-7. Deleted due to partial (Post-election) interview	0.1	0.1	3.9	4.1	2.6	2.7
-8. Don't know	0.7	0.6	0.0	0.0	0.2	0.2
-9. Refused	0.0	0.1	0.8	0.9	0.5	0.6

factor_pcdem

Label: Pres cand aver-pref factor: the fact that Obama is Democrat
Position: Post election survey, section-item no. 141.5-8
Description: Presidential candidate preference and averstion factors
Question: What about [preload: presfactor8]? Did this tend to make you [vote for / prefer] [[preload: dem pcname] or [preload: rep pcname] / [preload: rep pcname] or [preload: dem pcname]] or did it make no difference?
Randomization: Order of candidate names in question text; order of questions
Universe: IF R VOTED IN THE 2012 ELECTIONS / IF R DID NOT VOTE IN THE 2012 ELECTIONS:
Logic: Load presfactor8 in question text. If POSTVOTE RVOTE=4 or vote pre=1 load 'vote for', else load 'prefer'.
Source: Respondent

Unweighted Frequencies

	F2F	Web	Total
1. <preload: dem_pcname>	720	1170	1890
2. <preload: rep_pcname>	247	831	1078
3. Made no difference	953	1555	2508
-6. Not asked, unit nonresponse (no Post-election interview)	121	130	251
-7. Deleted due to partial (Post-election) interview	3	149	152
-8. Don't know	9	0	9
-9. Refused	3	25	28

Weighted Percentages

	F2F		Web		Total	
	Raw	Weights	Raw	Weights	Raw	Weights
1. <preload: dem_pcname>	35.0	26.4	30.3	28.6	31.9	27.8
2. <preload: rep_pcname>	12.0	18.4	21.5	22.8	18.2	21.3
3. Made no difference	46.4	49.0	40.3	40.2	42.4	43.3
-6. Not asked, unit nonresponse (no Post-election interview)	5.9	5.6	3.4	3.5	4.2	4.2
-7. Deleted due to partial (Post-election) interview	0.1	0.1	3.9	4.1	2.6	2.7
-8. Don't know	0.4	0.3	0.0	0.0	0.2	0.1
-9. Refused	0.1	0.2	0.6	0.8	0.5	0.6

factor_pcrep

Label: Pres cand aver-pref factor:the fact that Romney is Republican
Position: Post election survey, section-item no. 141.5-9
Description: Presidential candidate preference and averstion factors
Question: What about [preload: presfactor9]? Did this tend to make you [vote for / prefer] [[preload: dem pcname] or [preload: rep pcname] / [preload: rep pcname] or [preload: dem pcname]] or did it make no difference?
Randomization:Order of candidate names in question text; order of questions
Universe: IF R VOTED IN THE 2012 ELECTIONS / IF R DID NOT VOTE IN THE 2012 ELECTIONS:
Logic: Load presfactor9 in question text. If POSTVOTE RVOTE=4 or vote pre=1 load 'vote for', else load 'prefer'.
Source: Respondent

Unweighted Frequencies

	F2F	Web	Total
1. <preload: dem_pcname>	623	1107	1730
2. <preload: rep_pcname>	290	907	1197
3. Made no difference	1002	1543	2545
-6. Not asked, unit nonresponse (no Post-election interview)	121	130	251
-7. Deleted due to partial (Post-election) interview	3	149	152
-8. Don't know	14	0	14
-9. Refused	3	24	27

Weighted Percentages

	F2F		Web		Total	
	Raw	Weights	Raw	Weights	Raw	Weights
1. <preload: dem_pcname>	30.3	22.5	28.7	26.5	29.2	25.1
2. <preload: rep_pcname>	14.1	21.3	23.5	24.4	20.2	23.4
3. Made no difference	48.7	49.7	40.0	40.7	43.0	43.8
-6. Not asked, unit nonresponse (no Post-election interview)	5.9	5.6	3.4	3.5	4.2	4.2
-7. Deleted due to partial (Post-election) interview	0.1	0.1	3.9	4.1	2.6	2.7
-8. Don't know	0.7	0.6	0.0	0.0	0.2	0.2
-9. Refused	0.1	0.1	0.6	0.8	0.5	0.6

ptydiff_diff

Label: Important differences in what major parties stand for
 Position: Post election survey, section-item no. 142-1
 Description: Comparisons of major parties
 Question: Do you think there are any important differences in what the Republicans and Democrats stand for?
 Source: Respondent

Unweighted Frequencies

	F2F	Web	Total
1. Yes, differences	1498	3029	4527
2. No, no differences	378	525	903
-6. Not asked, unit nonresponse (no Post-election interview)	121	130	251
-7. Deleted due to partial (Post-election) interview	3	149	152
-8. Don't know	54	0	54
-9. Refused	2	27	29

Weighted Percentages

	F2F		Web		Total	
	Raw	Weights	Raw	Weights	Raw	Weights
1. Yes, differences	72.9	72.2	78.5	75.7	76.5	74.5
2. No, no differences	18.4	19.5	13.6	15.8	15.3	17.1
-6. Not asked, unit nonresponse (no Post-election interview)	5.9	5.6	3.4	3.5	4.2	4.2
-7. Deleted due to partial (Post-election) interview	0.1	0.1	3.9	4.1	2.6	2.7
-8. Don't know	2.6	2.5	0.0	0.0	0.9	0.9
-9. Refused	0.1	0.1	0.7	0.9	0.5	0.6

ptycons_cons

Label: Is one of the parties more conservative than the other
 Position: Post election survey, section-item no. 142.7-1
 Description: Comparisons of major parties
 Question: Would you say that one of the parties is more conservative than the other at the national level?
 Source: Respondent

Unweighted Frequencies

	F2F	Web	Total
1. Yes, one party more conservative	1625	2952	4577
2. No, one party not more conservative	195	579	774
-6. Not asked, unit nonresponse (no Post-election interview)	121	130	251
-7. Deleted due to partial (Post-election) interview	3	149	152
-8. Don't know	111	0	111
-9. Refused	1	50	51

Weighted Percentages

	F2F		Web		Total	
	Raw	Weights	Raw	Weights	Raw	Weights
1. Yes, one party more conservative	79.0	80.9	76.5	73.8	77.4	76.3
2. No, one party not more conservative	9.5	9.4	15.0	17.0	13.1	14.4
-6. Not asked, unit nonresponse (no Post-election interview)	5.9	5.6	3.4	3.5	4.2	4.2
-7. Deleted due to partial (Post-election) interview	0.1	0.1	3.9	4.1	2.6	2.7
-8. Don't know	5.4	3.8	0.0	0.0	1.9	1.3
-9. Refused	0.0	0.1	1.3	1.6	0.9	1.1

ptycons_ptyconswh

Label: Which is the party that is more conservative
 Position: Post election survey, section-item no. 142.7-2
 Description: Comparisons of major parties
 Question: Which party is more conservative?
 Universe: IF R SAYS THAT ONE OF THE MAJOR PARTIES IS MORE CONSERVATIVE:
 Logic: Ask if PTYCONS PTYCONS =1 , else skip
 Source: Respondent

Unweighted Frequencies

	F2F	Web	Total
1. Democrats	348	282	630
2. Republicans	1239	2666	3905
-1. Inapplicable	307	629	936
-6. Not asked, unit nonresponse (no Post-election interview)	121	130	251
-7. Deleted due to partial (Post-election) interview	3	149	152
-8. Don't know	34	0	34
-9. Refused	4	4	8

Weighted Percentages

	F2F		Web		Total	
	Raw	Weights	Raw	Weights	Raw	Weights
1. Democrats	16.9	12.1	7.3	7.0	10.6	8.8
2. Republicans	60.3	66.8	69.1	66.6	66.0	66.6
-1. Inapplicable	14.9	13.4	16.3	18.7	15.8	16.8
-6. Not asked, unit nonresponse (no Post-election interview)	5.9	5.6	3.4	3.5	4.2	4.2
-7. Deleted due to partial (Post-election) interview	0.1	0.1	3.9	4.1	2.6	2.7
-8. Don't know	1.7	1.8	0.0	0.0	0.6	0.6
-9. Refused	0.2	0.2	0.1	0.2	0.1	0.2

tarp_favopp

Label: Does R favor or oppose the TARP program
 Position: Post election survey, section-item no. 143-1
 Description: TARP
 Question: Do you favor, oppose, or neither favor nor oppose the Troubled Asset Relief Program of 2008, or TARP, also known as the Wall Street bailout?
 Source: Respondent

Unweighted Frequencies

	F2F	Web	Total
1. Favor	339	562	901
2. Oppose	723	1496	2219
3. Neither favor nor oppose	584	1484	2068
-6. Not asked, unit nonresponse (no Post-election interview)	121	130	251
-7. Deleted due to partial (Post-election) interview	3	149	152
-8. Don't know	279	0	279
-9. Refused	7	39	46

Weighted Percentages

	F2F		Web		Total	
	Raw	Weights	Raw	Weights	Raw	Weights
1. Favor	16.5	17.4	14.6	12.0	15.2	13.9
2. Oppose	35.2	40.2	38.8	39.0	37.5	39.4
3. Neither favor nor oppose	28.4	25.2	38.4	40.0	35.0	34.8
-6. Not asked, unit nonresponse (no Post-election interview)	5.9	5.6	3.4	3.5	4.2	4.2
-7. Deleted due to partial (Post-election) interview	0.1	0.1	3.9	4.1	2.6	2.7
-8. Don't know	13.6	11.2	0.0	0.0	4.7	3.9
-9. Refused	0.3	0.2	1.0	1.5	0.8	1.0

tarp_favoppst

Label: How much does R favor or oppose the TARP program
Position: Post election survey, section-item no. 143-2
Description: TARP
Question: Do you [favor/ oppose] the TARP program strongly or not strongly?
Universe: IF R FAVORS THE 2008 TARP PROGRAM / IF R OPPOSES THE 2008 TARP PROGRAM:
Logic: Ask if TARP FAVTARP in(1,2), else skip. Load 'favor' if TARP FAV-TARP=1; load 'oppose' if TARP FAVTARP=2.
Source: Respondent

Unweighted Frequencies

	F2F	Web	Total
1. Strongly	686	1268	1954
2. Not strongly	371	787	1158
-1. Inapplicable	870	1523	2393
-6. Not asked, unit nonresponse (no Post-election interview)	121	130	251
-7. Deleted due to partial (Post-election) interview	3	149	152
-8. Don't know	5	0	5
-9. Refused	0	3	3

Weighted Percentages

	F2F		Web		Total	
	Raw	Weights	Raw	Weights	Raw	Weights
1. Strongly	33.4	37.6	32.8	30.8	33.0	33.2
2. Not strongly	18.0	19.9	20.4	20.0	19.6	20.0
-1. Inapplicable	42.3	36.6	39.5	41.5	40.4	39.8
-6. Not asked, unit nonresponse (no Post-election interview)	5.9	5.6	3.4	3.5	4.2	4.2
-7. Deleted due to partial (Post-election) interview	0.1	0.1	3.9	4.1	2.6	2.7
-8. Don't know	0.2	0.1	0.0	0.0	0.1	0.1
-9. Refused	0.0	0.0	0.1	0.1	0.1	0.1

tarp_favopp_x

Label: POST: SUMMARY- Favor the TARP program

Unweighted Frequencies

	F2F	Web	Total
1. Favor strongly	169	242	411
2. Favor not strongly	167	320	487
3. Neither favor nor oppose	584	1484	2068
4. Oppose not strongly	204	467	671
5. Oppose strongly	517	1026	1543
-6. Not asked, unit nonresponse (no Post-election interview)	121	130	251
-7. Deleted due to partial (Post-election) interview	3	149	152
-8. Don't know	284	0	284
-9. Refused	7	42	49

Weighted Percentages

	F2F		Web		Total	
	Raw	Weights	Raw	Weights	Raw	Weights
1. Favor strongly	8.2	8.6	6.3	4.7	6.9	6.1
2. Favor not strongly	8.1	8.8	8.3	7.3	8.2	7.8
3. Neither favor nor oppose	28.4	25.2	38.4	40.0	35.0	34.8
4. Oppose not strongly	9.9	11.1	12.1	12.7	11.3	12.2
5. Oppose strongly	25.1	29.0	26.6	26.1	26.1	27.1
-6. Not asked, unit nonresponse (no Post-election interview)	5.9	5.6	3.4	3.5	4.2	4.2
-7. Deleted due to partial (Post-election) interview	0.1	0.1	3.9	4.1	2.6	2.7
-8. Don't know	13.8	11.4	0.0	0.0	4.8	4.0
-9. Refused	0.3	0.2	1.1	1.6	0.8	1.1

scourt_elim

Label: Do away with the Supreme Court
 Position: Post election survey, section-item no. 144-1
 Description: Supreme Court
 Question: If the U.S. Supreme Court started making a lot of decisions that most people disagree with, would you favor, oppose, or neither favor nor oppose doing away with the Supreme Court altogether?
 Source: Respondent

Unweighted Frequencies

	F2F	Web	Total
1. Favor	357	457	814
2. Oppose	916	1688	2604
3. Neither favor nor oppose	561	1401	1962
-6. Not asked, unit nonresponse (no Post-election interview)	121	130	251
-7. Deleted due to partial (Post-election) interview	3	149	152
-8. Don't know	94	0	94
-9. Refused	4	35	39

Weighted Percentages

	F2F		Web		Total	
	Raw	Weights	Raw	Weights	Raw	Weights
1. Favor	17.4	17.9	11.8	12.1	13.8	14.1
2. Oppose	44.6	48.3	43.7	40.6	44.0	43.3
3. Neither favor nor oppose	27.3	25.1	36.3	38.5	33.2	33.9
-6. Not asked, unit nonresponse (no Post-election interview)	5.9	5.6	3.4	3.5	4.2	4.2
-7. Deleted due to partial (Post-election) interview	0.1	0.1	3.9	4.1	2.6	2.7
-8. Don't know	4.6	2.7	0.0	0.0	1.6	0.9
-9. Refused	0.2	0.2	0.9	1.3	0.7	0.9

scourt_elimstr

Label: Do away with court - strength
Position: Post election survey, section-item no. 144-1.1
Description: Supreme Court
Question: Do you [favor/oppose] that strongly or not strongly?
Universe: IF R FAVORS REMOVING A SUPREME COURT WITH WHICH MOST DISAGREE/ IF R OPPOSES REMOVING A SUPREME COURT WITH WHICH MOST DISAGREE:
Logic: Ask if SCOURT ELIM in(1,2), else skip. Load 'favor' if SCOURT ELIM=1; load 'oppose' if SCOURT ELIM=2.
Web Logic: Online, bank with SCOURT ELIM.
Source: Respondent

Unweighted Frequencies

	F2F	Web	Total
1. Strongly	936	1656	2592
2. Not strongly	332	488	820
-1. Inapplicable	659	1436	2095
-4. Error	0	1	1
-6. Not asked, unit nonresponse (no Post-election interview)	121	130	251
-7. Deleted due to partial (Post-election) interview	3	149	152
-8. Don't know	5	0	5

		Weighted Percentages					
		F2F		Web		Total	
		Raw	Weights	Raw	Weights	Raw	Weights
1.	Strongly	45.5	49.3	42.9	39.2	43.8	42.7
2.	Not strongly	16.1	16.8	12.6	13.5	13.9	14.6
-1.	Inapplicable	32.1	28.1	37.2	39.8	35.4	35.7
-6.	Not asked, unit nonresponse (no Post-election interview)	5.9	5.6	3.4	3.5	4.2	4.2
-7.	Deleted due to partial (Post-election) interview	0.1	0.1	3.9	4.1	2.6	2.7
-8.	Don't know	0.2	0.1	0.0	0.0	0.1	0.0

scourt_elimln

Label: Do away with court - lean
Position: Post election survey, section-item no. 144-1.2
Description: Supreme Court
Question: If the U.S. Supreme Court started making a lot of decisions that most people disagree with, would you lean toward doing away with the Supreme Court altogether, lean against doing away with it, or not lean either way?
Universe: IF R DOES NOT FAVOR NOR OPPOSE REMOVING A SUPREME COURT WITH WHICH MOST DISAGREE:
Logic: Ask if SCOURT ELIM =3, else skip.
Source: Respondent

Unweighted Frequencies

	F2F	Web	Total
1. Lean toward	61	147	208
2. Lean against	69	194	263
3. Not lean either way	422	1058	1480
-1. Inapplicable	1371	2180	3551
-6. Not asked, unit nonresponse (no Post-election interview)	121	130	251
-7. Deleted due to partial (Post-election) interview	3	149	152
-8. Don't know	9	0	9
-9. Refused	0	2	2

Weighted Percentages

	F2F		Web		Total	
	Raw	Weights	Raw	Weights	Raw	Weights
1. Lean toward	3.0	3.4	3.8	4.0	3.5	3.8
2. Lean against	3.4	3.5	5.0	5.1	4.4	4.6
3. Not lean either way	20.5	18.0	27.4	29.4	25.0	25.4
-1. Inapplicable	66.7	69.1	56.5	53.9	60.0	59.2
-6. Not asked, unit nonresponse (no Post-election interview)	5.9	5.6	3.4	3.5	4.2	4.2
-7. Deleted due to partial (Post-election) interview	0.1	0.1	3.9	4.1	2.6	2.7
-8. Don't know	0.4	0.2	0.0	0.0	0.2	0.1
-9. Refused	0.0	0.0	0.1	0.0	0.0	0.0

scourt_elim_x

Label: POST: SUMMARY- Should the Supreme Court be done away with

Unweighted Frequencies

	F2F	Web	Total
1. Favor strongly	227	304	531
2. Favor not strongly	129	153	282
3. Lean toward	61	147	208
4. Do not lean either way	422	1058	1480
5. Lean against	69	194	263
6. Oppose not strongly	203	335	538
7. Oppose strongly	709	1352	2061
-4. Error	0	1	1
-6. Not asked, unit nonresponse (no Post-election interview)	121	130	251
-7. Deleted due to partial (Post-election) interview	3	149	152
-8. Don't know	108	0	108
-9. Refused	4	37	41

Weighted Percentages

	F2F		Web		Total	
	Raw	Weights	Raw	Weights	Raw	Weights
1. Favor strongly	11.0	10.8	7.9	7.6	9.0	8.7
2. Favor not strongly	6.3	7.1	4.0	4.5	4.8	5.4
3. Lean toward	3.0	3.4	3.8	4.0	3.5	3.8
4. Do not lean either way	20.5	18.0	27.4	29.4	25.0	25.4
5. Lean against	3.4	3.5	5.0	5.1	4.4	4.6
6. Oppose not strongly	9.9	9.7	8.7	9.0	9.1	9.2
7. Oppose strongly	34.5	38.5	35.0	31.5	34.8	34.0
-6. Not asked, unit nonresponse (no Post-election interview)	5.9	5.6	3.4	3.5	4.2	4.2
-7. Deleted due to partial (Post-election) interview	0.1	0.1	3.9	4.1	2.6	2.7
-8. Don't know	5.3	3.1	0.0	0.0	1.8	1.1
-9. Refused	0.2	0.2	1.0	1.3	0.7	0.9

scourt_remove

Label: Remove Supreme Court Judges
 Position: Post election survey, section-item no. 144-2
 Description: Supreme Court
 Question: Do you favor, oppose, or neither favor nor oppose removing judges from the U.S. Supreme Court if those judges consistently make decisions that a majority of Americans oppose?
 Source: Respondent

Unweighted Frequencies

	F2F	Web	Total
1. Favor	1107	1347	2454
2. Oppose	478	995	1473
3. Neither favor nor oppose	281	1197	1478
-6. Not asked, unit nonresponse (no Post-election interview)	121	130	251
-7. Deleted due to partial (Post-election) interview	3	149	152
-8. Don't know	59	0	59
-9. Refused	7	42	49

Weighted Percentages

	F2F		Web		Total	
	Raw	Weights	Raw	Weights	Raw	Weights
1. Favor	53.8	53.6	34.9	36.3	41.5	42.3
2. Oppose	23.2	26.4	25.8	22.3	24.9	23.7
3. Neither favor nor oppose	13.7	12.2	31.0	32.3	25.0	25.3
-6. Not asked, unit nonresponse (no Post-election interview)	5.9	5.6	3.4	3.5	4.2	4.2
-7. Deleted due to partial (Post-election) interview	0.1	0.1	3.9	4.1	2.6	2.7
-8. Don't know	2.9	1.8	0.0	0.0	1.0	0.6
-9. Refused	0.3	0.3	1.1	1.5	0.8	1.1

scourt_removestr

Label: Remove Supreme Court Judges -- strength
Position: Post election survey, section-item no. 144-2.1
Description: Supreme Court
Question: Do you [favor/oppose] that strongly or not strongly?
Universe: IF R FAVORS REMOVING SUPREME COURT JUDGES WITH WHOM MOST DISAGREE/ IF R OPPOSES REMOVING SUPREME COURT JUDGES WITH WHOM MOST DISAGREE:
Logic: Ask if SCOURT ELIMJDG in(1,2), else skip. Load 'favor' if SCOURT ELIMJDG=1; load 'oppose' if SCOURT ELIMJDG=2.
Web Logic: Online, bank with SCOURT ELIMJDG.
Source: Respondent

Unweighted Frequencies

	F2F	Web	Total
1. Strongly	1198	1686	2884
2. Not strongly	382	620	1002
-1. Inapplicable	347	1234	1581
-4. Error	0	15	15
-6. Not asked, unit nonresponse (no Post-election interview)	121	130	251
-7. Deleted due to partial (Post-election) interview	3	149	152
-8. Don't know	5	0	5
-9. Refused	0	26	26

Weighted Percentages

	F2F		Web		Total	
	Raw	Weights	Raw	Weights	Raw	Weights
1. Strongly	58.3	60.2	43.7	40.8	48.7	47.5
2. Not strongly	18.6	19.4	16.1	16.8	16.9	17.7
-1. Inapplicable	16.9	14.3	32.0	33.7	26.7	27.0
-4. Error	0.0	0.0	0.4	0.3	0.3	0.2
-6. Not asked, unit nonresponse (no Post-election interview)	5.9	5.6	3.4	3.5	4.2	4.2
-7. Deleted due to partial (Post-election) interview	0.1	0.1	3.9	4.1	2.6	2.7
-8. Don't know	0.2	0.4	0.0	0.0	0.1	0.1
-9. Refused	0.0	0.0	0.7	0.9	0.4	0.6

scourt_removeln

Label: Remove Supreme Court Judges - lean
Position: Post election survey, section-item no. 144-2.2
Description: Supreme Court
Question: If U.S. Supreme Court judges consistently make decisions that a majority of Americans oppose, would you lean toward removing those judges from office, lean against removing those judges, not lean either way?
Universe: IF R DOES NOT FAVOR NOR OPPOSE REMOVING SUPREME COURT JUDGES WITH WHOM MOST DISAGREE:
Logic: Ask if SCOURT ELIMJDG =3, else skip.
Source: Respondent

Unweighted Frequencies

	F2F	Web	Total
1. Lean toward removing judges	49	171	220
2. Lean against removing judges	22	133	155
3. Do not lean either way	205	889	1094
-1. Inapplicable	1651	2384	4035
-6. Not asked, unit nonresponse (no Post-election interview)	121	130	251
-7. Deleted due to partial (Post-election) interview	3	149	152
-8. Don't know	5	0	5
-9. Refused	0	4	4

	Weighted Percentages					
	F2F		Web		Total	
	Raw	Weights	Raw	Weights	Raw	Weights
1. Lean toward removing judges	2.4	2.3	4.4	4.6	3.7	3.8
2. Lean against removing judges	1.1	1.0	3.4	3.6	2.6	2.7
3. Do not lean either way	10.0	8.9	23.0	24.0	18.5	18.7
-1. Inapplicable	80.3	82.1	61.8	60.1	68.2	67.7
-6. Not asked, unit nonresponse (no Post-election interview)	5.9	5.6	3.4	3.5	4.2	4.2
-7. Deleted due to partial (Post-election) interview	0.1	0.1	3.9	4.1	2.6	2.7
-8. Don't know	0.2	0.1	0.0	0.0	0.1	0.0
-9. Refused	0.0	0.0	0.1	0.1	0.1	0.1

scourt_remove_x

Label: POST: SUMMARY- Should it be possible to remove Supreme Ct judges

Unweighted Frequencies

	F2F	Web	Total
1. Favor strongly	842	915	1757
2. Favor not strongly	261	406	667
3. Lean toward	49	171	220
4. Do not lean either way	205	889	1094
5. Lean against	22	133	155
6. Oppose not strongly	121	212	333
7. Oppose strongly	356	768	1124
-4. Error	0	15	15
-6. Not asked, unit nonresponse (no Post-election interview)	121	130	251
-7. Deleted due to partial (Post-election) interview	3	149	152
-8. Don't know	69	0	69
-9. Refused	7	72	79

Weighted Percentages

	F2F		Web		Total	
	Raw	Weights	Raw	Weights	Raw	Weights
1. Favor strongly	41.0	40.3	23.7	23.9	29.7	29.6
2. Favor not strongly	12.7	13.0	10.5	11.5	11.3	12.0
3. Lean toward	2.4	2.3	4.4	4.6	3.7	3.8
4. Do not lean either way	10.0	8.9	23.0	24.0	18.5	18.7
5. Lean against	1.1	1.0	3.4	3.6	2.6	2.7
6. Oppose not strongly	5.9	6.4	5.5	5.2	5.6	5.7
7. Oppose strongly	17.3	19.9	19.9	16.7	19.0	17.9
-4. Error	0.0	0.0	0.4	0.3	0.3	0.2
-6. Not asked, unit nonresponse (no Post-election interview)	5.9	5.6	3.4	3.5	4.2	4.2
-7. Deleted due to partial (Post-election) interview	0.1	0.1	3.9	4.1	2.6	2.7
-8. Don't know	3.4	2.2	0.0	0.0	1.2	0.8
-9. Refused	0.3	0.3	1.9	2.6	1.3	1.8

involv_communk

Label: Has R done community work in past 12 months
 Position: Post election survey, section-item no. 145-1
 Description: Community involvement
 Question: During the PAST 12 MONTHS, have you worked with other people to deal with some issue facing your community?
 Source: Respondent

Unweighted Frequencies

	F2F	Web	Total
1. Yes	564	1144	1708
2. No	1359	2437	3796
-6. Not asked, unit nonresponse (no Post-election interview)	121	130	251
-7. Deleted due to partial (Post-election) interview	3	149	152
-8. Don't know	8	0	8
-9. Refused	1	0	1

Weighted Percentages

	F2F		Web		Total	
	Raw	Weights	Raw	Weights	Raw	Weights
1. Yes	27.4	30.9	29.6	28.2	28.9	29.2
2. No	66.1	63.0	63.1	64.2	64.2	63.8
-6. Not asked, unit nonresponse (no Post-election interview)	5.9	5.6	3.4	3.5	4.2	4.2
-7. Deleted due to partial (Post-election) interview	0.1	0.1	3.9	4.1	2.6	2.7
-8. Don't know	0.4	0.4	0.0	0.0	0.1	0.1

involv_govoffic

Label: Has R contacted official to express view in past 12 mo
 Position: Post election survey, section-item no. 145-2
 Description: Community involvement
 Question: During the PAST 12 MONTHS, have you telephoned, written a letter to, or visited a government official to express your views on a public issue?
 Source: Respondent

Unweighted Frequencies

	F2F	Web	Total
1. Yes	261	914	1175
2. No	1668	2667	4335
-6. Not asked, unit nonresponse (no Post-election interview)	121	130	251
-7. Deleted due to partial (Post-election) interview	3	149	152
-8. Don't know	2	0	2
-9. Refused	1	0	1

Weighted Percentages

	F2F		Web		Total	
	Raw	Weights	Raw	Weights	Raw	Weights
1. Yes	12.7	15.2	23.7	21.1	19.9	19.1
2. No	81.1	78.9	69.1	71.3	73.3	74.0
-6. Not asked, unit nonresponse (no Post-election interview)	5.9	5.6	3.4	3.5	4.2	4.2
-7. Deleted due to partial (Post-election) interview	0.1	0.1	3.9	4.1	2.6	2.7
-8. Don't know	0.1	0.1	0.0	0.0	0.0	0.0

involv_commmtg

Label: Did R attend meeting on school/community issue past 12 mo
 Position: Post election survey, section-item no. 145-3
 Description: Community involvement
 Question: During the PAST 12 MONTHS, did you attend a meeting about an issue facing your community or schools?
 Source: Respondent

Unweighted Frequencies

	F2F	Web	Total
1. Yes	445	945	1390
2. No	1486	2635	4121
-6. Not asked, unit nonresponse (no Post-election interview)	121	130	251
-7. Deleted due to partial (Post-election) interview	3	149	152
-8. Don't know	1	0	1
-9. Refused	0	1	1

Weighted Percentages

	F2F		Web		Total	
	Raw	Weights	Raw	Weights	Raw	Weights
1. Yes	21.6	22.1	24.5	23.2	23.5	22.8
2. No	72.3	72.1	68.3	69.1	69.7	70.2
-6. Not asked, unit nonresponse (no Post-election interview)	5.9	5.6	3.4	3.5	4.2	4.2
-7. Deleted due to partial (Post-election) interview	0.1	0.1	3.9	4.1	2.6	2.7
-9. Refused	0.0	0.0	0.0	0.1	0.0	0.0

involv_numorgs

Label: Number of organizations in which R is a member
Position: Post election survey, section-item no. 145-5
Description: Community involvement
Question: How many organizations are you currently a member of?
Web Logic: Online, bank with previous item, INVOLV INVLVINT.
Source: Respondent

22 unique outcomes. 10 most frequently appearing outcomes:

Unweighted Frequencies

	<u>Count</u>
0	2789
1	1296
2	780
3	335
-6	251
-7	152
4	148
5	86
6	29
10	<u>13</u>

involv_voltr

Label: Has R done any volunteer work in past 12 months
 Position: Post election survey, section-item no. 145-6
 Description: Community involvement
 Question: Many people say they have less time these days to do volunteer work. What about you, were you able to devote any time to volunteer work in the last 12 months or did you not do so?
 Web Logic: Online, display response option 1 as 'Did volunteer work in past 12 months' and display option 2 as 'Did not do so'
 Source: Respondent

Unweighted Frequencies

	F2F	Web	Total
1. Yes	828	1620	2448
2. No	1100	1959	3059
-6. Not asked, unit nonresponse (no Post-election interview)	121	130	251
-7. Deleted due to partial (Post-election) interview	3	149	152
-8. Don't know	4	0	4
-9. Refused	0	2	2

Weighted Percentages

	F2F		Web		Total	
	Raw	Weights	Raw	Weights	Raw	Weights
1. Yes	40.3	42.5	42.0	39.2	41.4	40.3
2. No	53.5	51.7	50.8	53.2	51.7	52.7
-6. Not asked, unit nonresponse (no Post-election interview)	5.9	5.6	3.4	3.5	4.2	4.2
-7. Deleted due to partial (Post-election) interview	0.1	0.1	3.9	4.1	2.6	2.7
-8. Don't know	0.2	0.1	0.0	0.0	0.1	0.0
-9. Refused	0.0	0.0	0.1	0.1	0.0	0.1

involv_charity

Label: Has R contributed to church or charity in past 12 mo
 Position: Post election survey, section-item no. 145-7
 Description: Community involvement
 Question: Many people are finding it more difficult to make contributions to church or charity as much as they used to. How about you -- were you able to contribute any money to church or charity in the last 12 months?
 Source: Respondent

Unweighted Frequencies

	F2F	Web	Total
1. Yes	1338	2609	3947
2. No	591	969	1560
-6. Not asked, unit nonresponse (no Post-election interview)	121	130	251
-7. Deleted due to partial (Post-election) interview	3	149	152
-8. Don't know	3	0	3
-9. Refused	0	3	3

Weighted Percentages

	F2F		Web		Total	
	Raw	Weights	Raw	Weights	Raw	Weights
1. Yes	65.1	69.4	67.6	63.5	66.7	65.6
2. No	28.7	24.8	25.1	28.8	26.4	27.4
-6. Not asked, unit nonresponse (no Post-election interview)	5.9	5.6	3.4	3.5	4.2	4.2
-7. Deleted due to partial (Post-election) interview	0.1	0.1	3.9	4.1	2.6	2.7
-8. Don't know	0.1	0.1	0.0	0.0	0.1	0.0
-9. Refused	0.0	0.0	0.1	0.1	0.1	0.1

link_black

Label: Black R: life be affected by what happens to blacks
Position: Post election survey, section-item no. 146-1
Description: Group links
Question: Do you think that what happens generally to BLACK PEOPLE in this country will have something to do with what happens in your life?
Universe: IF R MENTIONS BLACK AS ANY MENTION FOR RACE SELF-IDENTIFICATION
Logic: Ask if 2 (black or African-American) is any MENTION in DEM CP-SRACE , else skip.
Source: Respondent

Unweighted Frequencies

	F2F	Web	Total
1. Yes	321	356	677
2. No	197	163	360
-1. Inapplicable	1388	3062	4450
-2. Missing; R gave black identification in text of Other Specify for race	1	0	1
-6. Not asked, unit nonresponse (no Post-election interview)	121	130	251
-7. Deleted due to partial (Post-election) interview	3	149	152
-8. Don't know	22	0	22
-9. Refused	3	0	3

Weighted Percentages

	F2F		Web		Total	
	Raw	Weights	Raw	Weights	Raw	Weights
1. Yes	15.6	7.6	9.2	7.5	11.4	7.6
2. No	9.6	4.8	4.2	4.0	6.1	4.3
-1. Inapplicable	67.5	81.2	79.3	80.9	75.2	81.0
-6. Not asked, unit nonresponse (no Post-election interview)	5.9	5.6	3.4	3.5	4.2	4.2
-7. Deleted due to partial (Post-election) interview	0.1	0.1	3.9	4.1	2.6	2.7
-8. Don't know	1.1	0.6	0.0	0.0	0.4	0.2
-9. Refused	0.1	0.0	0.0	0.0	0.1	0.0

link_blackamt

Label: Black R: how much life affected by what happens to blacks
Position: Post election survey, section-item no. 146-2
Description: Group links
Question: Will it affect you [a lot, some, or not very much / not very much, some, or a lot]?
Universe: IF R MENTIONS BLACK AS ANY MENTION FOR RACE SELF-IDENTIFICATION: IF WHAT HAPPENS TO BLACK PEOPLE WILL AFFECT WHAT HAPPENS IN R'S LIFE:
Logic: Ask if LINK LNKBLACK =1, else skip
Source: Respondent

Unweighted Frequencies

	F2F	Web	Total
1. A lot	130	123	253
2. Some	155	203	358
3. Not very much	34	30	64
-1. Inapplicable	1611	3225	4836
-6. Not asked, unit nonresponse (no Post-election interview)	121	130	251
-7. Deleted due to partial (Post-election) interview	3	149	152
-8. Don't know	2	0	2

Weighted Percentages

	F2F		Web		Total	
	Raw	Weights	Raw	Weights	Raw	Weights
1. A lot	6.3	3.3	3.2	2.3	4.3	2.7
2. Some	7.5	3.6	5.3	4.6	6.1	4.3
3. Not very much	1.7	0.7	0.8	0.6	1.1	0.6
-1. Inapplicable	78.4	86.7	83.5	84.9	81.7	85.5
-6. Not asked, unit nonresponse (no Post-election interview)	5.9	5.6	3.4	3.5	4.2	4.2
-7. Deleted due to partial (Post-election) interview	0.1	0.1	3.9	4.1	2.6	2.7
-8. Don't know	0.1	0.0	0.0	0.0	0.0	0.0

link_hisp

Label: Hisp R: life be affected by what happens to Hispanics
Position: Post election survey, section-item no. 146-3
Description: Group links
Question: Do you think that what happens generally to HISPANIC PEOPLE in this country will have something to do with what happens in your life?
Universe: IF R IS IDENTIFIED AS HISPANIC IN PRE-ELECTION IW:
Logic: Ask if DEM HISP=1, else skip
Source: Respondent

Unweighted Frequencies

	F2F	Web	Total
1. Yes	233	228	461
2. No	180	254	434
-1. Inapplicable	1491	3099	4590
-6. Not asked, unit nonresponse (no Post-election interview)	121	130	251
-7. Deleted due to partial (Post-election) interview	3	149	152
-8. Don't know	25	0	25
-9. Refused	3	0	3

Weighted Percentages

	F2F		Web		Total	
	Raw	Weights	Raw	Weights	Raw	Weights
1. Yes	11.3	5.4	5.9	4.7	7.8	5.0
2. No	8.8	3.7	6.6	5.5	7.3	4.8
-1. Inapplicable	72.5	84.4	80.3	82.3	77.6	83.0
-6. Not asked, unit nonresponse (no Post-election interview)	5.9	5.6	3.4	3.5	4.2	4.2
-7. Deleted due to partial (Post-election) interview	0.1	0.1	3.9	4.1	2.6	2.7
-8. Don't know	1.2	0.7	0.0	0.0	0.4	0.2
-9. Refused	0.1	0.0	0.0	0.0	0.1	0.0

link_hispamt

Label: Hisp R: how much life affected by what happens to Hisps
Position: Post election survey, section-item no. 146-4
Description: Group links
Question: Will it affect you [a lot, some, or not very much / not very much, some, or a lot]?
Universe: IF R IS IDENTIFIED AS HISPANIC IN PRE-ELECTION IW: IF WHAT HAPPENS TO HISPANICS WILL AFFECT WHAT HAPPENS IN R'S LIFE:
Logic: Ask if LINK LNKHISP =1, else skip
Source: Respondent

Unweighted Frequencies

	F2F	Web	Total
1. A lot	90	37	127
2. Some	120	148	268
3. Not very much	22	43	65
-1. Inapplicable	1699	3353	5052
-6. Not asked, unit nonresponse (no Post-election interview)	121	130	251
-7. Deleted due to partial (Post-election) interview	3	149	152
-8. Don't know	1	0	1

Weighted Percentages

	F2F		Web		Total	
	Raw	Weights	Raw	Weights	Raw	Weights
1. A lot	4.4	2.1	1.0	0.7	2.1	1.2
2. Some	5.8	2.8	3.8	3.0	4.5	2.9
3. Not very much	1.1	0.5	1.1	0.9	1.1	0.8
-1. Inapplicable	82.6	88.9	86.9	87.7	85.4	88.1
-6. Not asked, unit nonresponse (no Post-election interview)	5.9	5.6	3.4	3.5	4.2	4.2
-7. Deleted due to partial (Post-election) interview	0.1	0.1	3.9	4.1	2.6	2.7

link_white

Label: White R: life be affected by what happens to whites
Position: Post election survey, section-item no. 146-7
Description: Group links
Question: Do you think what happens generally to WHITE people in this country will have something to do with what happens in your life?
Universe: IF R MENTIONS WHITE AS ANY MENTION FOR RACE SELF-IDENTIFICATION:
Logic: Ask if 1 (white) is any MENTION in DEM CPSRACE , else skip.
Source: Respondent

Unweighted Frequencies

	F2F	Web	Total
1. Yes	605	1804	2409
2. No	457	1015	1472
-1. Inapplicable	719	749	1468
-2. Missing; R gave white identification in text of Other Specify for race	2	0	2
-6. Not asked, unit nonresponse (no Post-election interview)	121	130	251
-7. Deleted due to partial (Post-election) interview	3	149	152
-8. Don't know	133	0	133
-9. Refused	16	13	29

Weighted Percentages

	F2F		Web		Total	
	Raw	Weights	Raw	Weights	Raw	Weights
1. Yes	29.4	39.9	46.7	46.8	40.7	44.4
2. No	22.2	27.3	26.3	26.8	24.9	26.9
-1. Inapplicable	35.0	17.6	19.4	18.5	24.8	18.2
-2. Missing; R gave white identification in text of Other Specify for race	0.1	0.2	0.0	0.0	0.0	0.1
-6. Not asked, unit nonresponse (no Post-election interview)	5.9	5.6	3.4	3.5	4.2	4.2
-7. Deleted due to partial (Post-election) interview	0.1	0.1	3.9	4.1	2.6	2.7
-8. Don't know	6.5	8.3	0.0	0.0	2.2	2.9
-9. Refused	0.8	0.9	0.3	0.4	0.5	0.6

link_whiteamt

Label: White R: how much life affected by what happens to whites
Position: Post election survey, section-item no. 146-8
Description: Group links
Question: Will it affect you [a lot, some, or not very much / not very much, some, or a lot]?
Universe: IF R MENTIONS WHITE AS ANY MENTION FOR RACE SELF-IDENTIFICATION: IF WHAT HAPPENS TO WHITES WILL AFFECT WHAT HAPPENS IN R'S LIFE:
Logic: Ask if LINK LNKWHITE =1, else skip
Source: Respondent

Unweighted Frequencies

	F2F	Web	Total
1. A lot	178	409	587
2. Some	322	1141	1463
3. Not very much	88	252	340
-1. Inapplicable	1327	1777	3104
-6. Not asked, unit nonresponse (no Post-election interview)	121	130	251
-7. Deleted due to partial (Post-election) interview	3	149	152
-8. Don't know	17	0	17
-9. Refused	0	2	2

Weighted Percentages

	F2F		Web		Total	
	Raw	Weights	Raw	Weights	Raw	Weights
1. A lot	8.7	11.6	10.6	10.3	9.9	10.7
2. Some	15.7	21.6	29.6	29.7	24.7	26.9
3. Not very much	4.3	6.0	6.5	6.8	5.7	6.5
-1. Inapplicable	64.5	54.4	46.0	45.7	52.5	48.7
-6. Not asked, unit nonresponse (no Post-election interview)	5.9	5.6	3.4	3.5	4.2	4.2
-7. Deleted due to partial (Post-election) interview	0.1	0.1	3.9	4.1	2.6	2.7
-8. Don't know	0.8	0.8	0.0	0.0	0.3	0.3
-9. Refused	0.0	0.0	0.1	0.0	0.0	0.0

link_wom

Label: Female R: life be affected by what happens to women
 Position: Post election survey, section-item no. 146-8.3
 Description: Group links
 Question: Do you think that what happens generally to WOMEN in this country will have something to do with what happens in your life?
 Universe: IF R IS IDENTIFIED AS FEMALE IN PRE-ELECTION IW:
 Logic: Ask if GEND GENDOBS=2 or SELFGENG RGENDSELF=2, else skip.
 Source: Respondent

Unweighted Frequencies

	F2F	Web	Total
1. Yes	684	1178	1862
2. No	353	549	902
-1. Inapplicable	830	1847	2677
-6. Not asked, unit nonresponse (no Post-election interview)	121	130	251
-7. Deleted due to partial (Post-election) interview	3	149	152
-8. Don't know	55	0	55
-9. Refused	10	7	17

Weighted Percentages

	F2F		Web		Total	
	Raw	Weights	Raw	Weights	Raw	Weights
1. Yes	33.3	29.5	30.5	32.0	31.5	31.2
2. No	17.2	16.6	14.2	15.4	15.2	15.9
-1. Inapplicable	40.4	45.4	47.8	44.8	45.3	45.0
-6. Not asked, unit nonresponse (no Post-election interview)	5.9	5.6	3.4	3.5	4.2	4.2
-7. Deleted due to partial (Post-election) interview	0.1	0.1	3.9	4.1	2.6	2.7
-8. Don't know	2.7	2.2	0.0	0.0	0.9	0.7
-9. Refused	0.5	0.6	0.2	0.2	0.3	0.3

link_womamt

Label: Female R: how much life affected by what happens to women
Position: Post election survey, section-item no. 146-8.7
Description: Group links
Question: Will it affect you [a lot, some, or not very much / not very much, some, or a lot]?
Universe: IF R IS IDENTIFIED AS FEMALE IN PRE-ELECTION IW: IF WHAT HAPPENS TO WOMEN WILL AFFECT WHAT HAPPENS IN R'S LIFE:
Logic: Ask if LINK LNKWOM =1, else skip
Source: Respondent

Unweighted Frequencies

	F2F	Web	Total
1. A lot	285	364	649
2. Some	339	666	1005
3. Not very much	54	147	201
-1. Inapplicable	1248	2403	3651
-6. Not asked, unit nonresponse (no Post-election interview)	121	130	251
-7. Deleted due to partial (Post-election) interview	3	149	152
-8. Don't know	6	0	6
-9. Refused	0	1	1

Weighted Percentages

	F2F		Web		Total	
	Raw	Weights	Raw	Weights	Raw	Weights
1. A lot	13.9	12.2	9.4	10.0	11.0	10.8
2. Some	16.5	15.7	17.3	18.0	17.0	17.2
3. Not very much	2.6	1.4	3.8	4.0	3.4	3.1
-1. Inapplicable	60.7	64.8	62.3	60.4	61.7	61.9
-6. Not asked, unit nonresponse (no Post-election interview)	5.9	5.6	3.4	3.5	4.2	4.2
-7. Deleted due to partial (Post-election) interview	0.1	0.1	3.9	4.1	2.6	2.7
-8. Don't know	0.3	0.2	0.0	0.0	0.1	0.1

link_oth

Label: Life affected by what happens to other people
 Position: Post election survey, section-item no. 146-9
 Description: Group links
 Question: Do you think what happens generally to OTHER people in this country will have something to do with what happens in your life?
 Source: Respondent

Unweighted Frequencies

	F2F	Web	Total
1. Yes	1150	2634	3784
2. No	656	940	1596
-6. Not asked, unit nonresponse (no Post-election interview)	121	130	251
-7. Deleted due to partial (Post-election) interview	3	149	152
-8. Don't know	116	0	116
-9. Refused	10	7	17

Weighted Percentages

	F2F		Web		Total	
	Raw	Weights	Raw	Weights	Raw	Weights
1. Yes	55.9	60.8	68.2	66.0	64.0	64.2
2. No	31.9	27.5	24.4	26.3	27.0	26.7
-6. Not asked, unit nonresponse (no Post-election interview)	5.9	5.6	3.4	3.5	4.2	4.2
-7. Deleted due to partial (Post-election) interview	0.1	0.1	3.9	4.1	2.6	2.7
-8. Don't know	5.6	5.6	0.0	0.0	2.0	1.9
-9. Refused	0.5	0.4	0.2	0.2	0.3	0.3

link_othamt

Label: How much life affected by what happens to others
Position: Post election survey, section-item no. 146-10
Description: Group links
Question: Will it affect you [a lot, some, or not very much / not very much, some, or a lot]?
Universe: IF WHAT HAPPENS TO OTHERS WILL AFFECT WHAT HAPPENS IN R'S LIFE:
Logic: Ask if LINK LINKOTH =1, else skip.
Source: Respondent

Unweighted Frequencies

	F2F	Web	Total
1. A lot	281	544	825
2. Some	706	1804	2510
3. Not very much	141	284	425
-1. Inapplicable	782	947	1729
-6. Not asked, unit nonresponse (no Post-election interview)	121	130	251
-7. Deleted due to partial (Post-election) interview	3	149	152
-8. Don't know	22	0	22
-9. Refused	0	2	2

Weighted Percentages

	F2F		Web		Total	
	Raw	Weights	Raw	Weights	Raw	Weights
1. A lot	13.7	14.5	14.1	12.8	13.9	13.4
2. Some	34.3	38.1	46.7	45.5	42.4	43.0
3. Not very much	6.9	7.1	7.4	7.5	7.2	7.4
-1. Inapplicable	38.0	33.5	24.5	26.5	29.2	28.9
-6. Not asked, unit nonresponse (no Post-election interview)	5.9	5.6	3.4	3.5	4.2	4.2
-7. Deleted due to partial (Post-election) interview	0.1	0.1	3.9	4.1	2.6	2.7
-8. Don't know	1.1	1.0	0.0	0.0	0.4	0.4
-9. Refused	0.0	0.0	0.1	0.1	0.0	0.1

trad_adjust

Label: Agree/disagree: world is changing and we should adjust
Position: Post election survey, section-item no. 148-2
Description: Moral traditionalism
Question: (Looking at page [[preload: postpg g] / [preload:postpg h]] in the booklet) 'The world is always changing and we should adjust our view of moral behavior to those changes.' Do you [AGREE STRONGLY, AGREE SOMEWHAT, NEITHER AGREE NOR DISAGREE, DISAGREE SOMEWHAT, or DISAGREE STRONGLY / DISAGREE STRONGLY, DISAGREE SOMEWHAT, NEITHER AGREE NOR DISAGREE, AGREE SOMEWHAT, or AGREE STRONGLY] with this statement?
Logic: This question is forward/reverse although not unipolar. If forward order of response options is set, then page number is postpg g; if reverse order of response options is set, then page number is postpg h.
Web Logic: Online, omit booklet reference.
Source: Respondent

Unweighted Frequencies

	F2F	Web	Total
1. Agree strongly	407	269	676
2. Agree somewhat	669	992	1661
3. Neither agree nor disagree	195	542	737
4. Disagree somewhat	284	820	1104
5. Disagree strongly	368	954	1322
-6. Not asked, unit nonresponse (no Post-election interview)	121	130	251
-7. Deleted due to partial (Post-election) interview	3	149	152
-8. Don't know	7	0	7
-9. Refused	2	4	6

Weighted Percentages

	F2F		Web		Total	
	Raw	Weights	Raw	Weights	Raw	Weights
1. Agree strongly	19.8	15.2	7.0	7.0	11.4	9.8
2. Agree somewhat	32.5	30.9	25.7	26.1	28.1	27.8
3. Neither agree nor disagree	9.5	9.2	14.0	14.8	12.5	12.9
4. Disagree somewhat	13.8	15.2	21.2	20.7	18.7	18.8
5. Disagree strongly	17.9	23.5	24.7	23.5	22.3	23.5
-6. Not asked, unit nonresponse (no Post-election interview)	5.9	5.6	3.4	3.5	4.2	4.2
-7. Deleted due to partial (Post-election) interview	0.1	0.1	3.9	4.1	2.6	2.7
-8. Don't know	0.3	0.2	0.0	0.0	0.1	0.1
-9. Refused	0.1	0.1	0.1	0.2	0.1	0.2

trad_lifestyle

Label: Agree/disagree: newer lifestyles breaking down society
Position: Post election survey, section-item no. 148-3
Description: Moral traditionalism
Question: (Looking at page [[preload: postpg g] / [preload:postpg h]] in the booklet) 'The newer lifestyles are contributing to the breakdown of our society.' (Do you [AGREE STRONGLY, AGREE SOMEWHAT, NEITHER AGREE NOR DISAGREE, DISAGREE SOMEWHAT, or DISAGREE STRONGLY / DISAGREE STRONGLY, DISAGREE SOMEWHAT, NEITHER AGREE NOR DISAGREE, AGREE SOMEWHAT, or AGREE STRONGLY] with this statement?)
Logic: This question is forward/reverse although not unipolar. If forward order of response options is set, then page number is postpg g; if reverse order of response options is set, then page number is postpg h.
Web Logic: Online, omit booklet reference.
Source: Respondent

Unweighted Frequencies

	F2F	Web	Total
1. Agree strongly	494	884	1378
2. Agree somewhat	665	1246	1911
3. Neither agree nor disagree	345	608	953
4. Disagree somewhat	259	535	794
5. Disagree strongly	154	305	459
-6. Not asked, unit nonresponse (no Post-election interview)	121	130	251
-7. Deleted due to partial (Post-election) interview	3	149	152
-8. Don't know	14	0	14
-9. Refused	1	3	4

Weighted Percentages

	F2F		Web		Total	
	Raw	Weights	Raw	Weights	Raw	Weights
1. Agree strongly	24.0	24.2	22.9	22.2	23.3	22.9
2. Agree somewhat	32.3	31.6	32.3	31.9	32.3	31.8
3. Neither agree nor disagree	16.8	16.0	15.8	16.5	16.1	16.3
4. Disagree somewhat	12.6	13.7	13.9	13.7	13.4	13.7
5. Disagree strongly	7.5	8.3	7.9	8.0	7.8	8.1
-6. Not asked, unit nonresponse (no Post-election interview)	5.9	5.6	3.4	3.5	4.2	4.2
-7. Deleted due to partial (Post-election) interview	0.1	0.1	3.9	4.1	2.6	2.7
-8. Don't know	0.7	0.4	0.0	0.0	0.2	0.1
-9. Refused	0.0	0.0	0.1	0.2	0.1	0.1

trad_tolerant

Label: Agree/disagree: be more tolerant of other moral stds
Position: Post election survey, section-item no. 148-4
Description: Moral traditionalism
Question: (Looking at page [[preload: postpg g] / [preload:postpg h]] in the booklet) 'We should be more tolerant of people who choose to live according to their own moral standards, even if they are very different from our own.' (Do you [AGREE STRONGLY, AGREE SOMEWHAT, NEITHER AGREE NOR DISAGREE, DISAGREE SOMEWHAT, or DISAGREE STRONGLY / DISAGREE STRONGLY, DISAGREE SOMEWHAT, NEITHER AGREE NOR DISAGREE, AGREE SOMEWHAT, or AGREE STRONGLY] with this statement?)
Logic: This question is forward/reverse although not unipolar. If forward order of response options is set, then page number is postpg g; if reverse order of response options is set, then page number is postpg h.
Web Logic: Online, omit booklet reference.
Source: Respondent

Unweighted Frequencies

	F2F	Web	Total
1. Agree strongly	546	584	1130
2. Agree somewhat	754	1284	2038
3. Neither agree nor disagree	284	805	1089
4. Disagree somewhat	234	625	859
5. Disagree strongly	103	279	382
-6. Not asked, unit nonresponse (no Post-election interview)	121	130	251
-7. Deleted due to partial (Post-election) interview	3	149	152
-8. Don't know	6	0	6
-9. Refused	5	4	9

Weighted Percentages

	F2F		Web		Total	
	Raw	Weights	Raw	Weights	Raw	Weights
1. Agree strongly	26.6	22.7	15.1	14.8	19.1	17.5
2. Agree somewhat	36.7	37.5	33.3	32.3	34.4	34.1
3. Neither agree nor disagree	13.8	13.2	20.9	22.0	18.4	19.0
4. Disagree somewhat	11.4	14.4	16.2	16.4	14.5	15.7
5. Disagree strongly	5.0	5.9	7.2	6.8	6.5	6.5
-6. Not asked, unit nonresponse (no Post-election interview)	5.9	5.6	3.4	3.5	4.2	4.2
-7. Deleted due to partial (Post-election) interview	0.1	0.1	3.9	4.1	2.6	2.7
-8. Don't know	0.3	0.2	0.0	0.0	0.1	0.1
-9. Refused	0.2	0.3	0.1	0.2	0.2	0.2

trad_famval

Label: Agree/disagree: more emphasis on traditional family values
Position: Post election survey, section-item no. 148-5
Description: Moral traditionalism
Question: (Looking at page [[preload: postpg g] / [preload:postpg h]] in the booklet) 'This country would have many fewer problems if there were more emphasis on traditional family ties.' (Do you [AGREE STRONGLY, AGREE SOMEWHAT, NEITHER AGREE NOR DISAGREE, DISAGREE SOMEWHAT, or DISAGREE STRONGLY / DISAGREE STRONGLY, DISAGREE SOMEWHAT, NEITHER AGREE NOR DISAGREE, AGREE SOMEWHAT, or AGREE STRONGLY] with this statement?)
Logic: This question is forward/reverse although not unipolar. If forward order of response options is set, then page number is postpg g; if reverse order of response options is set, then page number is postpg h.
Web Logic: Online, omit booklet reference.
Source: Respondent

Unweighted Frequencies

	F2F	Web	Total
1. Agree strongly	763	1228	1991
2. Agree somewhat	610	1079	1689
3. Neither agree nor disagree	300	653	953
4. Disagree somewhat	152	391	543
5. Disagree strongly	92	225	317
-6. Not asked, unit nonresponse (no Post-election interview)	121	130	251
-7. Deleted due to partial (Post-election) interview	3	149	152
-8. Don't know	14	0	14
-9. Refused	1	5	6

Weighted Percentages

	F2F		Web		Total	
	Raw	Weights	Raw	Weights	Raw	Weights
1. Agree strongly	37.1	39.1	31.8	30.6	33.7	33.5
2. Agree somewhat	29.7	29.2	28.0	28.3	28.5	28.6
3. Neither agree nor disagree	14.6	13.2	16.9	17.9	16.1	16.3
4. Disagree somewhat	7.4	7.0	10.1	9.6	9.2	8.7
5. Disagree strongly	4.5	5.3	5.8	5.8	5.4	5.6
-6. Not asked, unit nonresponse (no Post-election interview)	5.9	5.6	3.4	3.5	4.2	4.2
-7. Deleted due to partial (Post-election) interview	0.1	0.1	3.9	4.1	2.6	2.7
-8. Don't know	0.7	0.4	0.0	0.0	0.2	0.1
-9. Refused	0.0	0.1	0.1	0.2	0.1	0.2

resent_workway

Label: Agree/disagree: blacks shd work way up w/o special favors
Position: Post election survey, section-item no. 149-2
Description: Reasons for position of blacks in U.S.
Question: (Looking at page [[preload: postpg g] / [preload:postpg h]] in the booklet) 'Irish, Italians, Jewish and many other minorities overcame prejudice and worked their way up. Blacks should do the same without any special favors.' (Do you [AGREE STRONGLY, AGREE SOMEWHAT, NEITHER AGREE NOR DISAGREE, DISAGREE SOMEWHAT, or DISAGREE STRONGLY / DISAGREE STRONGLY, DISAGREE SOMEWHAT, NEITHER AGREE NOR DISAGREE, AGREE SOMEWHAT, or AGREE STRONGLY] with this statement?)
Logic: This question is forward/reverse although not unipolar. If forward order of response options is set, then page number is postpg g; if reverse order of response options is set, then page number is postpg h.
Web Logic: Online, omit booklet reference.
Source: Respondent

Unweighted Frequencies

	F2F	Web	Total
1. Agree strongly	731	1107	1838
2. Agree somewhat	505	1108	1613
3. Neither agree nor disagree	275	698	973
4. Disagree somewhat	225	464	689
5. Disagree strongly	176	199	375
-6. Not asked, unit nonresponse (no Post-election interview)	121	130	251
-7. Deleted due to partial (Post-election) interview	3	149	152
-8. Don't know	9	0	9
-9. Refused	11	5	16

Weighted Percentages

	F2F		Web		Total	
	Raw	Weights	Raw	Weights	Raw	Weights
1. Agree strongly	35.6	38.2	28.7	30.1	31.1	32.9
2. Agree somewhat	24.6	24.9	28.7	29.0	27.3	27.6
3. Neither agree nor disagree	13.4	12.9	18.1	18.9	16.4	16.9
4. Disagree somewhat	10.9	10.5	12.0	9.6	11.6	10.0
5. Disagree strongly	8.6	7.0	5.2	4.6	6.3	5.4
-6. Not asked, unit nonresponse (no Post-election interview)	5.9	5.6	3.4	3.5	4.2	4.2
-7. Deleted due to partial (Post-election) interview	0.1	0.1	3.9	4.1	2.6	2.7
-8. Don't know	0.4	0.3	0.0	0.0	0.2	0.1
-9. Refused	0.5	0.4	0.1	0.2	0.3	0.3

resent_slavery

Label: Agree/disagree: past slavery make more diff for blacks
Position: Post election survey, section-item no. 149-3
Description: Reasons for position of blacks in U.S.
Question: (Looking at page [[preload: postpg g] / [preload:postpg h]] in the booklet) 'Generations of slavery and discrimination have created conditions that make it difficult for blacks to work their way out of the lower class.' (Do you [AGREE STRONGLY, AGREE SOMEWHAT, NEITHER AGREE NOR DISAGREE, DISAGREE SOMEWHAT, or DISAGREE STRONGLY / DISAGREE STRONGLY, DISAGREE SOMEWHAT, NEITHER AGREE NOR DISAGREE, AGREE SOMEWHAT, or AGREE STRONGLY] with this statement?)
Logic: This question is forward/reverse although not unipolar. If forward order of response options is set, then page number is postpg g; if reverse order of response options is set, then page number is postpg h.
Web Logic: Online, omit booklet reference.
Source: Respondent

Unweighted Frequencies

	F2F	Web	Total
1. Agree strongly	328	301	629
2. Agree somewhat	581	910	1491
3. Neither agree nor disagree	223	568	791
4. Disagree somewhat	378	948	1326
5. Disagree strongly	401	850	1251
-6. Not asked, unit nonresponse (no Post-election interview)	121	130	251
-7. Deleted due to partial (Post-election) interview	3	149	152
-8. Don't know	12	0	12
-9. Refused	9	4	13

Weighted Percentages

	F2F		Web		Total	
	Raw	Weights	Raw	Weights	Raw	Weights
1. Agree strongly	16.0	11.9	7.8	6.7	10.6	8.5
2. Agree somewhat	28.3	30.4	23.6	20.6	25.2	24.0
3. Neither agree nor disagree	10.8	9.8	14.7	16.0	13.4	13.9
4. Disagree somewhat	18.4	18.9	24.6	25.2	22.4	23.0
5. Disagree strongly	19.5	22.6	22.0	23.7	21.1	23.3
-6. Not asked, unit nonresponse (no Post-election interview)	5.9	5.6	3.4	3.5	4.2	4.2
-7. Deleted due to partial (Post-election) interview	0.1	0.1	3.9	4.1	2.6	2.7
-8. Don't know	0.6	0.3	0.0	0.0	0.2	0.1
-9. Refused	0.4	0.3	0.1	0.2	0.2	0.2

resent_deserve

Label: Agree/disagree: blacks have gotten less than deserve
Position: Post election survey, section-item no. 149-4
Description: Reasons for position of blacks in U.S.
Question: (Looking at page [[preload: postpg g] / [preload:postpg h]] in the booklet) 'Over the past few years, blacks have gotten less than they deserve.' (Do you [AGREE STRONGLY, AGREE SOMEWHAT, NEITHER AGREE NOR DISAGREE, DISAGREE SOMEWHAT, or DISAGREE STRONGLY / DISAGREE STRONGLY, DISAGREE SOMEWHAT, NEITHER AGREE NOR DISAGREE, AGREE SOMEWHAT, or AGREE STRONGLY] with this statement?)
Logic: This question is forward/reverse although not unipolar. If forward order of response options is set, then page number is postpg g; if reverse order of response options is set, then page number is postpg h.
Web Logic: Online, omit booklet reference.
Source: Respondent

Unweighted Frequencies

	F2F	Web	Total
1. Agree strongly	225	169	394
2. Agree somewhat	314	467	781
3. Neither agree nor disagree	402	950	1352
4. Disagree somewhat	469	990	1459
5. Disagree strongly	487	999	1486
-1. Inapplicable	0	1	1
-6. Not asked, unit nonresponse (no Post-election interview)	121	130	251
-7. Deleted due to partial (Post-election) interview	3	149	152
-8. Don't know	27	0	27
-9. Refused	8	5	13

Weighted Percentages

	F2F		Web		Total	
	Raw	Weights	Raw	Weights	Raw	Weights
1. Agree strongly	10.9	6.5	4.4	4.0	6.7	4.9
2. Agree somewhat	15.3	13.9	12.1	10.8	13.2	11.9
3. Neither agree nor disagree	19.6	20.0	24.6	25.1	22.9	23.3
4. Disagree somewhat	22.8	25.1	25.6	25.9	24.7	25.6
5. Disagree strongly	23.7	27.6	25.9	26.4	25.1	26.8
-1. Inapplicable	0.0	0.0	0.0	0.1	0.0	0.0
-6. Not asked, unit nonresponse (no Post-election interview)	5.9	5.6	3.4	3.5	4.2	4.2
-7. Deleted due to partial (Post-election) interview	0.1	0.1	3.9	4.1	2.6	2.7
-8. Don't know	1.3	0.9	0.0	0.0	0.5	0.3
-9. Refused	0.4	0.4	0.1	0.2	0.2	0.3

resent_try

Label: Agree/disagree: blacks must try harder to get ahead
Position: Post election survey, section-item no. 149-5
Description: Reasons for position of blacks in U.S.
Question: (Looking at page [[preload: postpg g] / [preload:postpg h]] in the booklet) 'It's really a matter of some people not trying hard enough; if blacks would only try harder they could be just as well off as whites.' (Do you [AGREE STRONGLY, AGREE SOMEWHAT, NEITHER AGREE NOR DISAGREE, DISAGREE SOMEWHAT, or DISAGREE STRONGLY / DISAGREE STRONGLY, DISAGREE SOMEWHAT, NEITHER AGREE NOR DISAGREE, AGREE SOMEWHAT, or AGREE STRONGLY] with this statement?)
Logic: This question is forward/reverse although not unipolar. If forward order of response options is set, then page number is postpg g; if reverse order of response options is set, then page number is postpg h.
Web Logic: Online, omit booklet reference.
Source: Respondent

Unweighted Frequencies

	F2F	Web	Total
1. Agree strongly	503	649	1152
2. Agree somewhat	496	1082	1578
3. Neither agree nor disagree	335	866	1201
4. Disagree somewhat	307	671	978
5. Disagree strongly	270	308	578
-6. Not asked, unit nonresponse (no Post-election interview)	121	130	251
-7. Deleted due to partial (Post-election) interview	3	149	152
-8. Don't know	12	0	12
-9. Refused	9	5	14

Weighted Percentages

	F2F		Web		Total	
	Raw	Weights	Raw	Weights	Raw	Weights
1. Agree strongly	24.5	23.4	16.8	18.2	19.5	20.0
2. Agree somewhat	24.1	24.6	28.0	28.6	26.7	27.2
3. Neither agree nor disagree	16.3	19.3	22.4	23.6	20.3	22.1
4. Disagree somewhat	14.9	14.7	17.4	15.3	16.5	15.1
5. Disagree strongly	13.1	11.5	8.0	6.5	9.8	8.2
-6. Not asked, unit nonresponse (no Post-election interview)	5.9	5.6	3.4	3.5	4.2	4.2
-7. Deleted due to partial (Post-election) interview	0.1	0.1	3.9	4.1	2.6	2.7
-8. Don't know	0.6	0.5	0.0	0.0	0.2	0.2
-9. Refused	0.4	0.4	0.1	0.3	0.2	0.3

trustgvpo_crook

Label: How many in government are crooked
Position: Post election survey, section-item no. 150-1
Description: Trust in government
Question: Do you think that [QUITE A FEW of the people running the government are crooked, NOT VERY MANY are, or do you think HARDLY ANY of them are crooked / HARDLY ANY of the people running the government are crooked, NOT VERY MANY are, or do you think QUITE A FEW of them are crooked]?
Source: Respondent

Unweighted Frequencies

	F2F	Web	Total
1. Quite a few	1219	2254	3473
2. Not very many	519	1179	1698
3. Hardly any	126	137	263
-6. Not asked, unit nonresponse (no Post-election interview)	121	130	251
-7. Deleted due to partial (Post-election) interview	3	149	152
-8. Don't know	67	0	67
-9. Refused	1	11	12

Weighted Percentages

	F2F		Web		Total	
	Raw	Weights	Raw	Weights	Raw	Weights
1. Quite a few	59.3	60.6	58.4	59.4	58.7	59.8
2. Not very many	25.2	26.1	30.5	29.7	28.7	28.4
3. Hardly any	6.1	5.1	3.5	3.0	4.4	3.8
-6. Not asked, unit nonresponse (no Post-election interview)	5.9	5.6	3.4	3.5	4.2	4.2
-7. Deleted due to partial (Post-election) interview	0.1	0.1	3.9	4.1	2.6	2.7
-8. Don't know	3.3	2.5	0.0	0.0	1.1	0.9
-9. Refused	0.0	0.0	0.3	0.4	0.2	0.3

efficpo_complicstd

Label: [STD] Politics/govt too complicated to understand
Position: Pre and Post-election survey, section-item no. 150.7-1
Description: Efficacy - Post
Question: Please look at page [[preload: postpg g] / [preload:postpg h]] of the booklet. I'd like to read you a few statements about public life. I'll read them one at a time. Please tell me how strongly you agree or disagree with each of them. 'Sometimes, politics and government seem so complicated that a person like me can't really understand what's going on.' Do you [AGREE STRONGLY, AGREE SOMEWHAT, NEITHER AGREE NOR DISAGREE, DISAGREE SOMEWHAT, or DISAGREE STRONGLY / DISAGREE STRONGLY, DISAGREE SOMEWHAT, NEITHER AGREE NOR DISAGREE, AGREE SOMEWHAT, or AGREE STRONGLY] with this statement?
Universe: IF R SELECTED FOR STANDARD VERSION OF REVISED/STANDARD SPLICE:
Logic: Ask if variable splice revstd=1, else skip This question is forward/reverse although not unipolar. If forward order of response options is set, then page number is postpg g; if reverse order of response options is set, then page number is postpg h. (Note: the standard version is asked in EFFICPO if R was asked the revised version in the Pre, thus the setting of splice revstd is 'backward' for module EFFICPO.)
Web Logic: Online, display question text as follows: Now we will show you a few statements about public life. We'll show them one at a time. Please tell us how strongly you agree or disagree with each of them. 'Sometimes, politics and government seem so complicated that a person like me can't really understand what's going on.' Do you [AGREE STRONGLY, AGREE SOMEWHAT, NEITHER AGREE NOR DISAGREE, DISAGREE SOMEWHAT, or DISAGREE STRONGLY / DISAGREE STRONGLY, DISAGREE SOMEWHAT, NEITHER AGREE NOR DISAGREE, AGREE SOMEWHAT, or AGREE STRONGLY] with this statement?
Source: Respondent

Unweighted Frequencies

	F2F	Web	Total
1. Agree strongly	296	233	529
2. Agree somewhat	377	713	1090
3. Neither agree nor disagree	80	267	347
4. Disagree somewhat	127	354	481
5. Disagree strongly	64	263	327
-1. Inapplicable	985	1748	2733
-6. Not asked, unit nonresponse (no Post-election interview)	121	130	251
-7. Deleted due to partial (Post-election) interview	3	149	152
-8. Don't know	3	0	3
-9. Refused	0	3	3

Weighted Percentages

	F2F		Web		Total	
	Raw	Weights	Raw	Weights	Raw	Weights
1. Agree strongly	14.4	13.5	6.0	6.3	8.9	8.8
2. Agree somewhat	18.3	19.3	18.5	19.3	18.4	19.3
3. Neither agree nor disagree	3.9	3.8	6.9	6.9	5.9	5.8
4. Disagree somewhat	6.2	6.8	9.2	8.5	8.1	7.9
5. Disagree strongly	3.1	3.4	6.8	5.9	5.5	5.0
-1. Inapplicable	47.9	47.5	45.3	45.5	46.2	46.2
-6. Not asked, unit nonresponse (no Post-election interview)	5.9	5.6	3.4	3.5	4.2	4.2
-7. Deleted due to partial (Post-election) interview	0.1	0.1	3.9	4.1	2.6	2.7
-8. Don't know	0.1	0.0	0.0	0.0	0.1	0.0
-9. Refused	0.0	0.0	0.1	0.1	0.1	0.1

efficpo_undstd

Label: [STD] Good understanding of political issues
Position: Pre and Post-election survey, section-item no. 150.7-2
Description: Efficacy - Post
Question: (Looking at page [[preload: postpg g] / [preload:postpg h]] in the booklet) 'I feel that I have a pretty good understanding of the important political issues facing our country.' (Do you [AGREE STRONGLY, AGREE SOMEWHAT, NEITHER AGREE NOR DISAGREE, DISAGREE SOMEWHAT, or DISAGREE STRONGLY / DISAGREE STRONGLY, DISAGREE SOMEWHAT, NEITHER AGREE NOR DISAGREE, AGREE SOMEWHAT, or AGREE STRONGLY] with this statement?)
Universe: IF R SELECTED FOR STANDARD VERSION OF REVISED/STANDARD SPLICE:
Logic: Ask if variable splice revstd=1, else skip This question is forward/reverse although not unipolar. If forward order of response options is set, then page number is postpg g; if reverse order of response options is set, then page number is postpg h.
Web Logic: Online, omit booklet reference.
Source: Respondent

Unweighted Frequencies

	F2F	Web	Total
1. Agree strongly	192	394	586
2. Agree somewhat	514	906	1420
3. Neither agree nor disagree	90	330	420
4. Disagree somewhat	112	163	275
5. Disagree strongly	32	37	69
-1. Inapplicable	985	1748	2733
-6. Not asked, unit nonresponse (no Post-election interview)	121	130	251
-7. Deleted due to partial (Post-election) interview	3	149	152
-8. Don't know	7	0	7
-9. Refused	0	3	3

Weighted Percentages

	F2F		Web		Total	
	Raw	Weights	Raw	Weights	Raw	Weights
1. Agree strongly	9.3	9.8	10.2	9.3	9.9	9.5
2. Agree somewhat	25.0	25.6	23.5	22.6	24.0	23.6
3. Neither agree nor disagree	4.4	4.3	8.5	9.4	7.1	7.6
4. Disagree somewhat	5.4	5.6	4.2	4.6	4.6	4.9
5. Disagree strongly	1.6	1.3	1.0	0.9	1.2	1.1
-1. Inapplicable	47.9	47.5	45.3	45.5	46.2	46.2
-6. Not asked, unit nonresponse (no Post-election interview)	5.9	5.6	3.4	3.5	4.2	4.2
-7. Deleted due to partial (Post-election) interview	0.1	0.1	3.9	4.1	2.6	2.7
-8. Don't know	0.3	0.1	0.0	0.0	0.1	0.0
-9. Refused	0.0	0.0	0.1	0.1	0.1	0.1

efficpo_carestd

Label: [STD] Publ officials don't care what people think
 Position: Pre and Post-election survey, section-item no. 150.7-3
 Description: Efficacy - Post
 Question: (Looking at page [[preload: postpg g] / [preload:postpg h]] in the booklet) 'Public officials don't care much what people like me think.' (Do you [AGREE STRONGLY, AGREE SOMEWHAT, NEITHER AGREE NOR DISAGREE, DISAGREE SOMEWHAT, or DISAGREE STRONGLY / DISAGREE STRONGLY, DISAGREE SOMEWHAT, NEITHER AGREE NOR DISAGREE, AGREE SOMEWHAT, or AGREE STRONGLY] with this statement?)
 Universe: IF R SELECTED FOR STANDARD VERSION OF REVISED/STANDARD SPLICE:
 Logic: Ask if variable splice revstd=1, else skip This question is forward/reverse although not unipolar. If forward order of response options is set, then page number is postpg g; if reverse order of response options is set, then page number is postpg h.
 Web Logic: Online, omit booklet reference.
 Source: Respondent

Unweighted Frequencies

	F2F	Web	Total
1. Agree strongly	227	417	644
2. Agree somewhat	366	779	1145
3. Neither agree nor disagree	138	330	468
4. Disagree somewhat	176	273	449
5. Disagree strongly	37	30	67
-1. Inapplicable	985	1748	2733
-6. Not asked, unit nonresponse (no Post-election interview)	121	130	251
-7. Deleted due to partial (Post-election) interview	3	149	152
-8. Don't know	3	0	3
-9. Refused	0	4	4

Weighted Percentages

	F2F		Web		Total	
	Raw	Weights	Raw	Weights	Raw	Weights
1. Agree strongly	11.0	10.2	10.8	10.8	10.9	10.6
2. Agree somewhat	17.8	20.2	20.2	20.4	19.4	20.3
3. Neither agree nor disagree	6.7	6.7	8.5	8.6	7.9	7.9
4. Disagree somewhat	8.6	8.5	7.1	6.4	7.6	7.1
5. Disagree strongly	1.8	1.2	0.8	0.7	1.1	0.9
-1. Inapplicable	47.9	47.5	45.3	45.5	46.2	46.2
-6. Not asked, unit nonresponse (no Post-election interview)	5.9	5.6	3.4	3.5	4.2	4.2
-7. Deleted due to partial (Post-election) interview	0.1	0.1	3.9	4.1	2.6	2.7
-8. Don't know	0.1	0.1	0.0	0.0	0.1	0.0
-9. Refused	0.0	0.0	0.1	0.2	0.1	0.1

efficpo_saystd

Label: [STD] Have no say about what govt does
 Position: Pre and Post-election survey, section-item no. 150.7-4
 Description: Efficacy - Post
 Question: (Looking at page [[preload: postpg g] / [preload:postpg h]] in the booklet) 'People like me don't have any say about what the government does.' (Do you [AGREE STRONGLY, AGREE SOMEWHAT, NEITHER AGREE NOR DISAGREE, DISAGREE SOMEWHAT, or DISAGREE STRONGLY / DISAGREE STRONGLY, DISAGREE SOMEWHAT, NEITHER AGREE NOR DISAGREE, AGREE SOMEWHAT, or AGREE STRONGLY] with this statement?)
 Universe: IF R SELECTED FOR STANDARD VERSION OF REVISED/STANDARD SPLICE:
 Logic: Ask if variable splice revstd=1, else skip This question is forward/reverse although not unipolar. If forward order of response options is set, then page number is postpg g; if reverse order of response options is set, then page number is postpg h.
 Web Logic: Online, omit booklet reference.
 Source: Respondent

Unweighted Frequencies

	F2F	Web	Total
1. Agree strongly	175	285	460
2. Agree somewhat	258	657	915
3. Neither agree nor disagree	107	295	402
4. Disagree somewhat	286	488	774
5. Disagree strongly	117	105	222
-1. Inapplicable	985	1748	2733
-6. Not asked, unit nonresponse (no Post-election interview)	121	130	251
-7. Deleted due to partial (Post-election) interview	3	149	152
-8. Don't know	4	0	4
-9. Refused	0	3	3

Weighted Percentages

	F2F		Web		Total	
	Raw	Weights	Raw	Weights	Raw	Weights
1. Agree strongly	8.5	7.7	7.4	8.3	7.8	8.1
2. Agree somewhat	12.5	14.5	17.0	17.1	15.5	16.2
3. Neither agree nor disagree	5.2	5.1	7.6	7.9	6.8	6.9
4. Disagree somewhat	13.9	14.9	12.6	11.4	13.1	12.6
5. Disagree strongly	5.7	4.3	2.7	2.1	3.8	2.9
-1. Inapplicable	47.9	47.5	45.3	45.5	46.2	46.2
-6. Not asked, unit nonresponse (no Post-election interview)	5.9	5.6	3.4	3.5	4.2	4.2
-7. Deleted due to partial (Post-election) interview	0.1	0.1	3.9	4.1	2.6	2.7
-8. Don't know	0.2	0.2	0.0	0.0	0.1	0.1
-9. Refused	0.0	0.0	0.1	0.1	0.1	0.1

efficpo_complicrev

Label: [REV] Politics/govt too complicatd to understand
Position: Pre and Post-election survey, section-item no. 150.7-5
Description: Efficacy - Post
Question: How often do politics and government seem so complicated that you can't really understand what's going on? [ALWAYS, MOST OF THE TIME, ABOUT HALF THE TIME, SOME OF THE TIME, or NEVER / NEVER, SOME OF THE TIME, ABOUT HALF THE TIME, MOST OF THE TIME, or ALWAYS]?
Universe: IF R SELECTED FOR REVISED VERSION OF REVISED/STANDARD SPLICE:
Logic: Ask if variable splice revstd=2, else skip. (Note: the revised version is asked in EFFICPO if R was asked the standard version in the Pre, thus the setting of splice revstd is 'backward' for module EFFICPO.)
Source: Respondent

Unweighted Frequencies

	F2F	Web	Total
1. Always	87	81	168
2. Most of the time	273	408	681
3. About half the time	231	471	702
4. Some of the time	324	643	967
5. Never	63	142	205
-1. Inapplicable	947	1833	2780
-6. Not asked, unit nonresponse (no Post-election interview)	121	130	251
-7. Deleted due to partial (Post-election) interview	3	149	152
-8. Don't know	7	0	7
-9. Refused	0	3	3

Weighted Percentages

	F2F		Web		Total	
	Raw	Weights	Raw	Weights	Raw	Weights
1. Always	4.2	4.0	2.1	2.5	2.8	3.0
2. Most of the time	13.3	12.7	10.6	11.2	11.5	11.7
3. About half the time	11.2	11.1	12.2	12.7	11.9	12.1
4. Some of the time	15.8	15.1	16.7	15.7	16.3	15.5
5. Never	3.1	4.2	3.7	3.2	3.5	3.6
-1. Inapplicable	46.1	46.8	47.5	47.0	47.0	46.9
-6. Not asked, unit nonresponse (no Post-election interview)	5.9	5.6	3.4	3.5	4.2	4.2
-7. Deleted due to partial (Post-election) interview	0.1	0.1	3.9	4.1	2.6	2.7
-8. Don't know	0.3	0.3	0.0	0.0	0.1	0.1
-9. Refused	0.0	0.0	0.1	0.1	0.1	0.1

efficpo_undrev

Label: [REV] Good understanding of political issues
Position: Pre and Post-election survey, section-item no. 150.7-6
Description: Efficacy - Post
Question: How well do you understand the important political issues facing our country? [EXTREMELY WELL, VERY WELL, MODERATELY WELL, SLIGHTLY WELL, or NOT WELL AT ALL / NOT WELL AT ALL, SLIGHTLY WELL, MODERATELY WELL, VERY WELL, or EXTREMELY WELL]?
Universe: IF R SELECTED FOR REVISED VERSION OF REVISED/STANDARD SPLICE:
Logic: Ask if variable splice revstd=2, else skip
Source: Respondent

Unweighted Frequencies

	F2F	Web	Total
1. Extremely well	47	146	193
2. Very well	166	406	572
3. Moderately well	449	812	1261
4. Slightly well	244	299	543
5. Not well at all	75	83	158
-1. Inapplicable	947	1833	2780
-6. Not asked, unit nonresponse (no Post-election interview)	121	130	251
-7. Deleted due to partial (Post-election) interview	3	149	152
-8. Don't know	3	0	3
-9. Refused	1	2	3

Weighted Percentages

	F2F		Web		Total	
	Raw	Weights	Raw	Weights	Raw	Weights
1. Extremely well	2.3	2.1	3.8	3.4	3.3	3.0
2. Very well	8.1	8.8	10.5	8.4	9.7	8.6
3. Moderately well	21.8	22.4	21.0	21.7	21.3	21.9
4. Slightly well	11.9	9.9	7.7	8.9	9.2	9.2
5. Not well at all	3.6	4.1	2.2	2.9	2.7	3.3
-1. Inapplicable	46.1	46.8	47.5	47.0	47.0	46.9
-6. Not asked, unit nonresponse (no Post-election interview)	5.9	5.6	3.4	3.5	4.2	4.2
-7. Deleted due to partial (Post-election) interview	0.1	0.1	3.9	4.1	2.6	2.7
-8. Don't know	0.1	0.1	0.0	0.0	0.1	0.0
-9. Refused	0.0	0.1	0.1	0.1	0.1	0.1

efficpo_carerev

Label: [REV] Publ officials don't care what peopl think
Position: Pre and Post-election survey, section-item no. 150.7-7
Description: Efficacy - Post
Question: How much do public officials care what people like you think? [A GREAT DEAL, A LOT, A MODERATE AMOUNT, A LITTLE, or NOT AT ALL/ NOT AT ALL, A LITTLE, A MODERATE AMOUNT, A LOT, or A GREAT DEAL?
Universe: IF R SELECTED FOR REVISED VERSION OF REVISED/STANDARD SPLICE:
Logic: Ask if variable splice revstd=2, else skip
Source: Respondent

Unweighted Frequencies

	F2F	Web	Total
1. A great deal	43	28	71
2. A lot	53	96	149
3. A moderate amount	369	544	913
4. A little	373	770	1143
5. Not at all	138	308	446
-1. Inapplicable	947	1833	2780
-6. Not asked, unit nonresponse (no Post-election interview)	121	130	251
-7. Deleted due to partial (Post-election) interview	3	149	152
-8. Don't know	8	0	8
-9. Refused	1	2	3

Weighted Percentages

	F2F		Web		Total	
	Raw	Weights	Raw	Weights	Raw	Weights
1. A great deal	2.1	1.8	0.7	0.6	1.2	1.0
2. A lot	2.6	3.4	2.5	1.9	2.5	2.4
3. A moderate amount	17.9	18.3	14.1	13.8	15.4	15.3
4. A little	18.1	17.3	19.9	20.7	19.3	19.5
5. Not at all	6.7	6.3	8.0	8.4	7.5	7.7
-1. Inapplicable	46.1	46.8	47.5	47.0	47.0	46.9
-6. Not asked, unit nonresponse (no Post-election interview)	5.9	5.6	3.4	3.5	4.2	4.2
-7. Deleted due to partial (Post-election) interview	0.1	0.1	3.9	4.1	2.6	2.7
-8. Don't know	0.4	0.2	0.0	0.0	0.1	0.1
-9. Refused	0.0	0.1	0.1	0.1	0.1	0.1

efficpo_sayrev

Label: [REV] Have no say about what govt does
Position: Pre and Post-election survey, section-item no. 150.7-8
Description: Efficacy - Post
Question: How much can people like you affect what the government does? [A GREAT DEAL, A LOT, A MODERATE AMOUNT, A LITTLE, or NOT AT ALL / NOT AT ALL, A LITTLE, A MODERATE AMOUNT, A LOT, or A GREAT DEAL]?
Universe: IF R SELECTED FOR REVISED VERSION OF REVISED/STANDARD SPLICE:
Logic: Ask if variable splice revstd=2, else skip
Source: Respondent

Unweighted Frequencies

	F2F	Web	Total
1. A great deal	97	81	178
2. A lot	128	176	304
3. A moderate amount	261	530	791
4. A little	357	718	1075
5. Not at all	129	242	371
-1. Inapplicable	947	1833	2780
-6. Not asked, unit nonresponse (no Post-election interview)	121	130	251
-7. Deleted due to partial (Post-election) interview	3	149	152
-8. Don't know	10	0	10
-9. Refused	3	1	4

Weighted Percentages

	F2F		Web		Total	
	Raw	Weights	Raw	Weights	Raw	Weights
1. A great deal	4.7	3.6	2.1	1.8	3.0	2.4
2. A lot	6.2	5.9	4.6	4.0	5.1	4.7
3. A moderate amount	12.7	13.4	13.7	13.8	13.4	13.6
4. A little	17.4	18.5	18.6	18.7	18.2	18.6
5. Not at all	6.3	5.7	6.3	7.1	6.3	6.6
-1. Inapplicable	46.1	46.8	47.5	47.0	47.0	46.9
-6. Not asked, unit nonresponse (no Post-election interview)	5.9	5.6	3.4	3.5	4.2	4.2
-7. Deleted due to partial (Post-election) interview	0.1	0.1	3.9	4.1	2.6	2.7
-8. Don't know	0.5	0.3	0.0	0.0	0.2	0.1
-9. Refused	0.1	0.1	0.0	0.1	0.1	0.1

efficpo_bothside

Label: How often see both disagreeing parties as right
Position: Post election survey, section-item no. 150.7-10
Description: Efficacy - Post
Question: Of the situations when you see two people disagreeing with one another, in how many of them can you see how both people could be right? [ALWAYS, MOST OF THE TIME, ABOUT HALF THE TIME, SOME OF THE TIME, or NEVER / NEVER, SOME OF THE TIME, ABOUT HALF THE TIME, MOST OF THE TIME,or ALWAYS]?
Source: Respondent

Unweighted Frequencies

	F2F	Web	Total
1. Always	67	34	101
2. Most of the time	419	678	1097
3. About half the time	546	1293	1839
4. Some of the time	801	1479	2280
5. Never	73	91	164
-6. Not asked, unit nonresponse (no Post-election interview)	121	130	251
-7. Deleted due to partial (Post-election) interview	3	149	152
-8. Don't know	23	0	23
-9. Refused	3	6	9

Weighted Percentages

	F2F		Web		Total	
	Raw	Weights	Raw	Weights	Raw	Weights
1. Always	3.3	3.5	0.9	1.2	1.7	2.0
2. Most of the time	20.4	21.9	17.6	17.5	18.5	19.0
3. About half the time	26.6	26.0	33.5	34.1	31.1	31.2
4. Some of the time	39.0	39.9	38.3	36.8	38.5	37.9
5. Never	3.6	2.2	2.4	2.6	2.8	2.4
-6. Not asked, unit nonresponse (no Post-election interview)	5.9	5.6	3.4	3.5	4.2	4.2
-7. Deleted due to partial (Post-election) interview	0.1	0.1	3.9	4.1	2.6	2.7
-8. Don't know	1.1	0.7	0.0	0.0	0.4	0.2
-9. Refused	0.1	0.2	0.2	0.3	0.2	0.3

electintpo_countfair

Label: Electoral integrity Post: are votes counted fairly
Position: Post election survey, section-item no. 151.3-1
Description: Electoral Intergrity WVS Post
Question: In your view, how often do the following things occur in this country's elections? [Very often, fairly often, not often, or not at all often? / Not at all often, not often, fairly often, or very often]?
Votes are counted fairly
Web Logic: Online, in this section, set the election characteristic (such as 'Votes are counted fairly') in boldface and put a colon after it.
Source: Respondent

Unweighted Frequencies

	F2F	Web	Total
1. Very often	676	1112	1788
2. Fairly often	880	1793	2673
3. Not often	219	504	723
4. Not at all often	108	160	268
-6. Not asked, unit nonresponse (no Post-election interview)	121	130	251
-7. Deleted due to partial (Post-election) interview	3	149	152
-8. Don't know	46	0	46
-9. Refused	3	12	15

Weighted Percentages

	F2F		Web		Total	
	Raw	Weights	Raw	Weights	Raw	Weights
1. Very often	32.9	36.8	28.8	26.4	30.2	30.0
2. Fairly often	42.8	40.5	46.5	46.9	45.2	44.7
3. Not often	10.7	9.4	13.1	14.3	12.2	12.6
4. Not at all often	5.3	5.4	4.1	4.4	4.5	4.7
-6. Not asked, unit nonresponse (no Post-election interview)	5.9	5.6	3.4	3.5	4.2	4.2
-7. Deleted due to partial (Post-election) interview	0.1	0.1	3.9	4.1	2.6	2.7
-8. Don't know	2.2	2.1	0.0	0.0	0.8	0.7
-9. Refused	0.1	0.1	0.3	0.5	0.3	0.4

electintpo_jrnlfair

Label: Electoral integrity Post: is journalist coverage fair
Position: Post election survey, section-item no. 151.3-2
Description: Electoral Intergrity WVS Post
Question: (In your view, how often do the following things occur in this country's elections?) ([Very often, fairly often, not often, or not at all often? / Not at all often, not often, fairly often, or very often]?)
Journalists provide fair coverage of elections
Web Logic: Online, in this section, set the election characteristic (such as 'Votes are counted fairly') in boldface and put a colon after it.
Source: Respondent

Unweighted Frequencies

	F2F	Web	Total
1. Very often	307	277	584
2. Fairly often	830	1392	2222
3. Not often	494	1260	1754
4. Not at all often	245	645	890
-6. Not asked, unit nonresponse (no Post-election interview)	121	130	251
-7. Deleted due to partial (Post-election) interview	3	149	152
-8. Don't know	54	0	54
-9. Refused	2	7	9

Weighted Percentages

	F2F		Web		Total	
	Raw	Weights	Raw	Weights	Raw	Weights
1. Very often	14.9	13.0	7.2	6.5	9.9	8.7
2. Fairly often	40.4	37.1	36.1	36.0	37.6	36.4
3. Not often	24.0	27.1	32.6	33.3	29.6	31.1
4. Not at all often	11.9	14.8	16.7	16.4	15.0	15.8
-6. Not asked, unit nonresponse (no Post-election interview)	5.9	5.6	3.4	3.5	4.2	4.2
-7. Deleted due to partial (Post-election) interview	0.1	0.1	3.9	4.1	2.6	2.7
-8. Don't know	2.6	2.1	0.0	0.0	0.9	0.7
-9. Refused	0.1	0.1	0.2	0.3	0.2	0.3

electintpo_elecofffair

Label: Electoral integrity Post: are election officials fair
Position: Post election survey, section-item no. 151.3-3
Description: Electoral Intergrity WVS Post
Question: (In your view, how often do the following things occur in this country's elections?) ([Very often, fairly often, not often, or not at all often? / Not at all often, not often, fairly often, or very often]?)
Election officials are fair
Web Logic: Online, in this section, set the election characteristic (such as 'Votes are counted fairly') in boldface and put a colon after it.
Source: Respondent

Unweighted Frequencies

	F2F	Web	Total
1. Very often	403	697	1100
2. Fairly often	993	1906	2899
3. Not often	317	788	1105
4. Not at all often	129	179	308
-6. Not asked, unit nonresponse (no Post-election interview)	121	130	251
-7. Deleted due to partial (Post-election) interview	3	149	152
-8. Don't know	88	0	88
-9. Refused	2	11	13

Weighted Percentages

	F2F		Web		Total	
	Raw	Weights	Raw	Weights	Raw	Weights
1. Very often	19.6	23.1	18.1	16.7	18.6	19.0
2. Fairly often	48.3	47.1	49.4	49.1	49.0	48.4
3. Not often	15.4	14.7	20.4	21.2	18.7	18.9
4. Not at all often	6.3	5.8	4.6	4.9	5.2	5.2
-6. Not asked, unit nonresponse (no Post-election interview)	5.9	5.6	3.4	3.5	4.2	4.2
-7. Deleted due to partial (Post-election) interview	0.1	0.1	3.9	4.1	2.6	2.7
-8. Don't know	4.3	3.4	0.0	0.0	1.5	1.2
-9. Refused	0.1	0.1	0.3	0.5	0.2	0.3

electintpo_richbuy

Label: Electoral integrity Post: do the rich buy elections
Position: Post election survey, section-item no. 151.3-4
Description: Electoral Intergrity WVS Post
Question: (In your view, how often do the following things occur in this country's elections?) ([Very often, fairly often, not often, or not at all often? / Not at all often, not often, fairly often, or very often]?)
Rich people buy elections
Web Logic: Online, in this section, set the election characteristic (such as 'Votes are counted fairly') in boldface and put a colon after it.
Source: Respondent

Unweighted Frequencies

	F2F	Web	Total
1. Very often	547	832	1379
2. Fairly often	704	1504	2208
3. Not often	361	991	1352
4. Not at all often	178	242	420
-6. Not asked, unit nonresponse (no Post-election interview)	121	130	251
-7. Deleted due to partial (Post-election) interview	3	149	152
-8. Don't know	136	0	136
-9. Refused	6	12	18

Weighted Percentages

	F2F		Web		Total	
	Raw	Weights	Raw	Weights	Raw	Weights
1. Very often	26.6	23.7	21.6	21.8	23.3	22.5
2. Fairly often	34.2	36.2	39.0	39.6	37.3	38.4
3. Not often	17.6	19.7	25.7	25.0	22.9	23.2
4. Not at all often	8.7	9.0	6.3	5.6	7.1	6.8
-6. Not asked, unit nonresponse (no Post-election interview)	5.9	5.6	3.4	3.5	4.2	4.2
-7. Deleted due to partial (Post-election) interview	0.1	0.1	3.9	4.1	2.6	2.7
-8. Don't know	6.6	5.4	0.0	0.0	2.3	1.9
-9. Refused	0.3	0.2	0.3	0.5	0.3	0.4

electintpo_votechc

Label: Electoral integrity Post: do voters have a genuine choice
Position: Post election survey, section-item no. 151.3-5
Description: Electoral Intergrity WVS Post
Question: (In your view, how often do the following things occur in this country's elections?) ([Very often, fairly often, not often, or not at all often? / Not at all often, not often, fairly often, or very often]?)
Voters are offered a genuine choice at the ballot box
Web Logic: Online, in this section, set the election characteristic (such as 'Votes are counted fairly') in boldface and put a colon after it.
Source: Respondent

Unweighted Frequencies

	F2F	Web	Total
1. Very often	692	718	1410
2. Fairly often	818	1550	2368
3. Not often	275	1050	1325
4. Not at all often	83	250	333
-6. Not asked, unit nonresponse (no Post-election interview)	121	130	251
-7. Deleted due to partial (Post-election) interview	3	149	152
-8. Don't know	61	0	61
-9. Refused	3	13	16

Weighted Percentages

	F2F		Web		Total	
	Raw	Weights	Raw	Weights	Raw	Weights
1. Very often	33.7	32.5	18.6	19.5	23.8	24.0
2. Fairly often	39.8	41.4	40.2	39.0	40.0	39.9
3. Not often	13.4	14.6	27.2	26.9	22.4	22.6
4. Not at all often	4.0	3.8	6.5	6.6	5.6	5.6
-6. Not asked, unit nonresponse (no Post-election interview)	5.9	5.6	3.4	3.5	4.2	4.2
-7. Deleted due to partial (Post-election) interview	0.1	0.1	3.9	4.1	2.6	2.7
-8. Don't know	3.0	1.9	0.0	0.0	1.0	0.7
-9. Refused	0.1	0.1	0.3	0.5	0.3	0.4

women_bond

Label: Easier or harder for working mother to bond with child
Position: Post election survey, section-item no. 152-2
Description: Working women
Question: Now for some other questions. Do you think it is easier, harder, or neither easier nor harder for mothers who work outside the home to establish a warm and secure relationship with their children than it is for mothers who stay at home?
Source: Respondent

Unweighted Frequencies

	F2F	Web	Total
1. Easier	81	78	159
2. Harder	1305	2047	3352
3. Neither easier nor harder	522	1452	1974
-6. Not asked, unit nonresponse (no Post-election interview)	121	130	251
-7. Deleted due to partial (Post-election) interview	3	149	152
-8. Don't know	20	0	20
-9. Refused	4	4	8

Weighted Percentages

	F2F		Web		Total	
	Raw	Weights	Raw	Weights	Raw	Weights
1. Easier	3.9	2.8	2.0	2.0	2.7	2.3
2. Harder	63.5	64.9	53.0	53.0	56.7	57.1
3. Neither easier nor harder	25.4	25.6	37.6	37.2	33.4	33.2
-6. Not asked, unit nonresponse (no Post-election interview)	5.9	5.6	3.4	3.5	4.2	4.2
-7. Deleted due to partial (Post-election) interview	0.1	0.1	3.9	4.1	2.6	2.7
-8. Don't know	1.0	0.8	0.0	0.0	0.3	0.3
-9. Refused	0.2	0.1	0.1	0.3	0.1	0.2

women_bondea

Label: How much easier for working mother to bond with child
 Position: Post election survey, section-item no. 152-2.2
 Description: Working women
 Question: Is it [a great deal easier, somewhat easier, or slightly easier / slightly easier, somewhat easier, or a great deal easier] for mothers who work outside the home to establish a warm and secure relationship with their children ?
 Universe: IF R SAYS IT IS EASIER FOR WORKING MOTHERS TO ESTABLISH RELATIONSHIP WITH CHILDREN:
 Logic: Ask if WOMEN WORKMOTH =1, else skip.
 Source: Respondent

Unweighted Frequencies

	F2F	Web	Total
1. A great deal	33	28	61
2. Somewhat	27	41	68
3. Slightly	21	9	30
-1. Inapplicable	1851	3503	5354
-6. Not asked, unit nonresponse (no Post-election interview)	121	130	251
-7. Deleted due to partial (Post-election) interview	3	149	152

Weighted Percentages

	F2F		Web		Total	
	Raw	Weights	Raw	Weights	Raw	Weights
1. A great deal	1.6	1.1	0.7	0.6	1.0	0.8
2. Somewhat	1.3	1.2	1.1	1.2	1.1	1.2
3. Slightly	1.0	0.5	0.2	0.3	0.5	0.4
-1. Inapplicable	90.0	91.5	90.8	90.4	90.5	90.8
-6. Not asked, unit nonresponse (no Post-election interview)	5.9	5.6	3.4	3.5	4.2	4.2
-7. Deleted due to partial (Post-election) interview	0.1	0.1	3.9	4.1	2.6	2.7

women_bondha

Label: How much harder for working mother to bond with child
Position: Post election survey, section-item no. 152-2.3
Description: Working women
Question: Is it [a great deal harder, somewhat harder, or slightly harder / slightly harder, somewhat harder, or a great deal harder] for mothers who work outside the home to establish a warm and secure relationship with their children?
Universe: IF R SAYS IT IS HARDER FOR WORKING MOTHERS TO ESTABLISH RELATIONSHIP WITH CHILDREN:
Logic: Ask if WOMEN WORKMOTH =2, else skip.
Source: Respondent

Unweighted Frequencies

	F2F	Web	Total
1. A great deal	544	559	1103
2. Somewhat	530	1229	1759
3. Slightly	227	258	485
-1. Inapplicable	627	1534	2161
-6. Not asked, unit nonresponse (no Post-election interview)	121	130	251
-7. Deleted due to partial (Post-election) interview	3	149	152
-8. Don't know	4	0	4
-9. Refused	0	1	1

Weighted Percentages

	F2F		Web		Total	
	Raw	Weights	Raw	Weights	Raw	Weights
1. A great deal	26.5	26.1	14.5	14.4	18.6	18.5
2. Somewhat	25.8	27.4	31.8	31.1	29.7	29.8
3. Slightly	11.0	11.0	6.7	7.5	8.2	8.7
-1. Inapplicable	30.5	29.4	39.7	39.5	36.5	36.0
-6. Not asked, unit nonresponse (no Post-election interview)	5.9	5.6	3.4	3.5	4.2	4.2
-7. Deleted due to partial (Post-election) interview	0.1	0.1	3.9	4.1	2.6	2.7
-8. Don't know	0.2	0.3	0.0	0.0	0.1	0.1

women_bond_x

Label: POST: SUMMARY- Working mother's bond with child

Unweighted Frequencies

	F2F	Web	Total
1. A great deal easier	33	28	61
2. Somewhat easier	27	41	68
3. Slightly easier	21	9	30
4. Neither easier nor harder	522	1452	1974
5. Slightly harder	227	258	485
6. Somewhat harder	530	1229	1759
7. A great deal harder	544	559	1103
-6. Not asked, unit nonresponse (no Post-election interview)	121	130	251
-7. Deleted due to partial (Post-election) interview	3	149	152
-8. Don't know	24	0	24
-9. Refused	4	5	9

Weighted Percentages

	F2F		Web		Total	
	Raw	Weights	Raw	Weights	Raw	Weights
1. A great deal easier	1.6	1.1	0.7	0.6	1.0	0.8
2. Somewhat easier	1.3	1.2	1.1	1.2	1.1	1.2
3. Slightly easier	1.0	0.5	0.2	0.3	0.5	0.4
4. Neither easier nor harder	25.4	25.6	37.6	37.2	33.4	33.2
5. Slightly harder	11.0	11.0	6.7	7.5	8.2	8.7
6. Somewhat harder	25.8	27.4	31.8	31.1	29.7	29.8
7. A great deal harder	26.5	26.1	14.5	14.4	18.6	18.5
-6. Not asked, unit nonresponse (no Post-election interview)	5.9	5.6	3.4	3.5	4.2	4.2
-7. Deleted due to partial (Post-election) interview	0.1	0.1	3.9	4.1	2.6	2.7
-8. Don't know	1.2	1.1	0.0	0.0	0.4	0.4
-9. Refused	0.2	0.1	0.1	0.3	0.2	0.2

women_works

Label: Better if man works and woman takes care of home
 Position: Post election survey, section-item no. 152-3
 Description: Working women
 Question: Do you think it is better, worse, or makes no difference for the family as a whole if the man works outside the home and the woman takes care of the home and family?
 Source: Respondent

Unweighted Frequencies

	F2F	Web	Total
1. Better	867	1679	2546
2. Worse	66	156	222
3. Makes no Difference	960	1735	2695
-6. Not asked, unit nonresponse (no Post-election interview)	121	130	251
-7. Deleted due to partial (Post-election) interview	3	149	152
-8. Don't know	34	0	34
-9. Refused	5	11	16

Weighted Percentages

	F2F		Web		Total	
	Raw	Weights	Raw	Weights	Raw	Weights
1. Better	42.2	42.4	43.5	42.6	43.0	42.5
2. Worse	3.2	2.4	4.0	4.1	3.8	3.5
3. Makes no Difference	46.7	47.1	44.9	45.3	45.6	45.9
-6. Not asked, unit nonresponse (no Post-election interview)	5.9	5.6	3.4	3.5	4.2	4.2
-7. Deleted due to partial (Post-election) interview	0.1	0.1	3.9	4.1	2.6	2.7
-8. Don't know	1.7	2.1	0.0	0.0	0.6	0.7
-9. Refused	0.2	0.2	0.3	0.5	0.3	0.4

women_worksbetter

Label: How much better if man works and woman at home
Position: Post election survey, section-item no. 152-3.2
Description: Working women
Question: Is it [much better, somewhat better, or slightly better / slightly better, somewhat better or much better]?
Universe: IF R SAYS IT IS BETTER FOR THE MAN TO WORK AND THE WOMAN TO STAY AT HOME:
Logic: Ask if WOMEN WKWIFE=1, else skip
Web Logic: Online, bank with WOMEN WKWIFE.
Source: Respondent

Unweighted Frequencies

	F2F	Web	Total
1. Much	493	893	1386
2. Somewhat	262	641	903
3. Slightly	108	145	253
-1. Inapplicable	1065	1902	2967
-6. Not asked, unit nonresponse (no Post-election interview)	121	130	251
-7. Deleted due to partial (Post-election) interview	3	149	152
-8. Don't know	4	0	4

Weighted Percentages

	F2F		Web		Total	
	Raw	Weights	Raw	Weights	Raw	Weights
1. Much	24.0	23.2	23.1	22.4	23.4	22.6
2. Somewhat	12.7	13.7	16.6	16.2	15.3	15.3
3. Slightly	5.3	5.4	3.8	4.0	4.3	4.5
-1. Inapplicable	51.8	51.8	49.3	49.9	50.2	50.6
-6. Not asked, unit nonresponse (no Post-election interview)	5.9	5.6	3.4	3.5	4.2	4.2
-7. Deleted due to partial (Post-election) interview	0.1	0.1	3.9	4.1	2.6	2.7
-8. Don't know	0.2	0.1	0.0	0.0	0.1	0.0

women_worksworse

Label: How much worse if man works and woman at home
Position: Post election survey, section-item no. 152-3.3
Description: Working women
Question: Is it [much worse, somewhat worse, or slightly worse / slightly worse, somewhat worse or much worse]?
Universe: IF R SAYS IT IS WORSE FOR THE MAN TO WORK AND THE WOMAN TO STAY AT HOME:
Logic: Ask if WOMEN WKWIFE=2, else skip
Web Logic: Online, bank with WOMEN WKWIFE.
Source: Respondent

Unweighted Frequencies

	F2F	Web	Total
1. Much	19	32	51
2. Somewhat	28	92	120
3. Slightly	19	31	50
-1. Inapplicable	1866	3425	5291
-6. Not asked, unit nonresponse (no Post-election interview)	121	130	251
-7. Deleted due to partial (Post-election) interview	3	149	152
-9. Refused	0	1	1

Weighted Percentages

	F2F		Web		Total	
	Raw	Weights	Raw	Weights	Raw	Weights
1. Much	0.9	0.7	0.8	0.9	0.9	0.8
2. Somewhat	1.4	1.0	2.4	2.5	2.0	2.0
3. Slightly	0.9	0.7	0.8	0.8	0.8	0.7
-1. Inapplicable	90.8	91.8	88.7	88.3	89.4	89.5
-6. Not asked, unit nonresponse (no Post-election interview)	5.9	5.6	3.4	3.5	4.2	4.2
-7. Deleted due to partial (Post-election) interview	0.1	0.1	3.9	4.1	2.6	2.7

women_works_x

Label: POST: SUMMARY- Better if man works and woman takes care of home

Unweighted Frequencies

	F2F	Web	Total
1. Much better	493	893	1386
2. Somewhat better	262	641	903
3. Slightly better	108	145	253
4. Makes no difference	960	1735	2695
5. Slightly worse	19	31	50
6. Somewhat worse	28	92	120
7. Much worse	19	32	51
-6. Not asked, unit nonresponse (no Post-election interview)	121	130	251
-7. Deleted due to partial (Post-election) interview	3	149	152
-8. Don't know	38	0	38
-9. Refused	5	12	17

Weighted Percentages

	F2F		Web		Total	
	Raw	Weights	Raw	Weights	Raw	Weights
1. Much better	24.0	23.2	23.1	22.4	23.4	22.6
2. Somewhat better	12.7	13.7	16.6	16.2	15.3	15.3
3. Slightly better	5.3	5.4	3.8	4.0	4.3	4.5
4. Makes no difference	46.7	47.1	44.9	45.3	45.6	45.9
5. Slightly worse	0.9	0.7	0.8	0.8	0.8	0.7
6. Somewhat worse	1.4	1.0	2.4	2.5	2.0	2.0
7. Much worse	0.9	0.7	0.8	0.9	0.9	0.8
-6. Not asked, unit nonresponse (no Post-election interview)	5.9	5.6	3.4	3.5	4.2	4.2
-7. Deleted due to partial (Post-election) interview	0.1	0.1	3.9	4.1	2.6	2.7
-8. Don't know	1.8	2.2	0.0	0.0	0.6	0.8
-9. Refused	0.2	0.2	0.3	0.5	0.3	0.4

modsex_discamt

Label: Discrimination against women
Position: Post election survey, section-item no. 152.1-1
Description: Modern Sexism
Question: How serious a problem is discrimination against women in the United States? [Not a problem at all, a minor problem, a moderately serious problem, a very serious problem, or an extremely serious problem / An extremely serious problem, a very serious problem, a moderately serious problem, a minor problem, or not a problem at all?]
Source: Respondent

Unweighted Frequencies

	F2F	Web	Total
1. Not a problem at all	122	295	417
2. A minor problem	508	1287	1795
3. A moderately serious problem	823	1392	2215
4. A very serious problem	311	470	781
5. An extremely serious problem	133	128	261
-6. Not asked, unit nonresponse (no Post-election interview)	121	130	251
-7. Deleted due to partial (Post-election) interview	3	149	152
-8. Don't know	33	0	33
-9. Refused	2	9	11

Weighted Percentages

	F2F		Web		Total	
	Raw	Weights	Raw	Weights	Raw	Weights
1. Not a problem at all	5.9	6.8	7.6	7.7	7.0	7.4
2. A minor problem	24.7	27.4	33.3	34.9	30.3	32.3
3. A moderately serious problem	40.0	42.1	36.1	35.1	37.4	37.5
4. A very serious problem	15.1	11.9	12.2	10.7	13.2	11.1
5. An extremely serious problem	6.5	4.6	3.3	3.6	4.4	3.9
-6. Not asked, unit nonresponse (no Post-election interview)	5.9	5.6	3.4	3.5	4.2	4.2
-7. Deleted due to partial (Post-election) interview	0.1	0.1	3.9	4.1	2.6	2.7
-8. Don't know	1.6	1.3	0.0	0.0	0.6	0.4
-9. Refused	0.1	0.2	0.2	0.4	0.2	0.3

modsex_media

Label: Media pay more attention to discrimination
 Position: Post election survey, section-item no. 152.1-2
 Description: Modern Sexism
 Question: Should the news media pay more attention to discrimination against women, less attention, or the same amount of attention they have been paying lately?
 Source: Respondent

Unweighted Frequencies

	F2F	Web	Total
1. More attention	789	1238	2027
2. Less attention	146	588	734
3. Same amount of attention	946	1746	2692
-6. Not asked, unit nonresponse (no Post-election interview)	121	130	251
-7. Deleted due to partial (Post-election) interview	3	149	152
-8. Don't know	50	0	50
-9. Refused	1	9	10

Weighted Percentages

	F2F		Web		Total	
	Raw	Weights	Raw	Weights	Raw	Weights
1. More attention	38.4	32.8	32.1	29.4	34.3	30.6
2. Less attention	7.1	9.6	15.2	16.5	12.4	14.1
3. Same amount of attention	46.0	49.2	45.2	46.2	45.5	47.3
-6. Not asked, unit nonresponse (no Post-election interview)	5.9	5.6	3.4	3.5	4.2	4.2
-7. Deleted due to partial (Post-election) interview	0.1	0.1	3.9	4.1	2.6	2.7
-8. Don't know	2.4	2.6	0.0	0.0	0.8	0.9
-9. Refused	0.0	0.1	0.2	0.3	0.2	0.2

modsex_mediamore

Label: How much more attn should media pay to discrim agst women
Position: Post election survey, section-item no. 152.1-2.1
Description: Modern Sexism
Question: Should the media pay [a great deal more attention, somewhat more attention, or a little more attention / a little more attention, somewhat more attention, or a great deal more attention]?
Universe: IF THE NEWS MEDIA SHOULD PAY MORE ATTENTION TO DISCRIMINATION AGAINST WOMEN:
Logic: Ask if MODSEXM MEDIAATT= 1 else skip
Source: Respondent

Unweighted Frequencies

	F2F	Web	Total
1. A great deal	367	495	862
2. Somewhat	323	635	958
3. A little	99	106	205
-1. Inapplicable	1143	2343	3486
-6. Not asked, unit nonresponse (no Post-election interview)	121	130	251
-7. Deleted due to partial (Post-election) interview	3	149	152
-9. Refused	0	2	2

Weighted Percentages

	F2F		Web		Total	
	Raw	Weights	Raw	Weights	Raw	Weights
1. A great deal	17.9	13.2	12.8	11.5	14.6	12.0
2. Somewhat	15.7	14.7	16.5	15.1	16.2	14.9
3. A little	4.8	5.0	2.7	2.8	3.5	3.5
-1. Inapplicable	55.6	61.5	60.7	63.1	58.9	62.5
-6. Not asked, unit nonresponse (no Post-election interview)	5.9	5.6	3.4	3.5	4.2	4.2
-7. Deleted due to partial (Post-election) interview	0.1	0.1	3.9	4.1	2.6	2.7
-9. Refused	0.0	0.0	0.1	0.1	0.0	0.0

modsex_medialess

Label: How much less attn should media pay to discrim agst women
 Position: Post election survey, section-item no. 152.1-2.2
 Description: Modern Sexism
 Question: Should the media pay [a great deal less attention, somewhat less attention, or a little less attention / a little less attention, somewhat less attention, or a great deal less attention]?
 Universe: IF THE NEWS MEDIA SHOULD PAY LESS ATTENTION TO DISCRIMINATION AGAINST WOMEN:
 Logic: Ask if MODSEXM MEDIAATT= 2 else skip
 Source: Respondent

Unweighted Frequencies

	F2F	Web	Total
1. A great deal	31	188	219
2. Somewhat	58	260	318
3. A little	57	140	197
-1. Inapplicable	1786	2993	4779
-6. Not asked, unit nonresponse (no Post-election interview)	121	130	251
-7. Deleted due to partial (Post-election) interview	3	149	152

Weighted Percentages

	F2F		Web		Total	
	Raw	Weights	Raw	Weights	Raw	Weights
1. A great deal	1.5	2.6	4.9	5.2	3.7	4.3
2. Somewhat	2.8	3.9	6.7	7.1	5.4	6.0
3. A little	2.8	3.1	3.6	4.3	3.3	3.8
-1. Inapplicable	86.9	84.7	77.5	75.9	80.8	79.0
-6. Not asked, unit nonresponse (no Post-election interview)	5.9	5.6	3.4	3.5	4.2	4.2
-7. Deleted due to partial (Post-election) interview	0.1	0.1	3.9	4.1	2.6	2.7

modsex_media_x

Label: POST: SUMMARY- How much attn media should pay to discrim against women

Unweighted Frequencies

	F2F	Web	Total
1. A great deal more	367	495	862
2. Somewhat more	323	635	958
3. A little more	99	106	205
4. Same amount of attention	946	1746	2692
5. A little less	57	140	197
6. Somewhat less	58	260	318
7. A great deal less	31	188	219
-6. Not asked, unit nonresponse (no Post-election interview)	121	130	251
-7. Deleted due to partial (Post-election) interview	3	149	152
-8. Don't know	50	0	50
-9. Refused	1	11	12

Weighted Percentages

	F2F		Web		Total	
	Raw	Weights	Raw	Weights	Raw	Weights
1. A great deal more	17.9	13.2	12.8	11.5	14.6	12.0
2. Somewhat more	15.7	14.7	16.5	15.1	16.2	14.9
3. A little more	4.8	5.0	2.7	2.8	3.5	3.5
4. Same amount of attention	46.0	49.2	45.2	46.2	45.5	47.3
5. A little less	2.8	3.1	3.6	4.3	3.3	3.8
6. Somewhat less	2.8	3.9	6.7	7.1	5.4	6.0
7. A great deal less	1.5	2.6	4.9	5.2	3.7	4.3
-6. Not asked, unit nonresponse (no Post-election interview)	5.9	5.6	3.4	3.5	4.2	4.2
-7. Deleted due to partial (Post-election) interview	0.1	0.1	3.9	4.1	2.6	2.7
-8. Don't know	2.4	2.6	0.0	0.0	0.8	0.9
-9. Refused	0.0	0.1	0.3	0.4	0.2	0.3

modsex_special

Label: Do women demanding equality seek special favors
Position: Post election survey, section-item no. 152.1-3
Description: Modern Sexism
Question: When women demand equality these days, how often are they actually seeking special favors? [Never, some of the time, about half the time, most of the time, or always / Always, most of the time, about half the time, some of the time, or never] ?
Source: Respondent

Unweighted Frequencies

	F2F	Web	Total
1. Never	419	685	1104
2. Some of the time	888	1831	2719
3. About half the time	274	600	874
4. Most of the time	205	365	570
5. Always	37	88	125
-6. Not asked, unit nonresponse (no Post-election interview)	121	130	251
-7. Deleted due to partial (Post-election) interview	3	149	152
-8. Don't know	104	0	104
-9. Refused	5	12	17

Weighted Percentages

	F2F		Web		Total	
	Raw	Weights	Raw	Weights	Raw	Weights
1. Never	20.4	19.7	17.7	18.0	18.7	18.6
2. Some of the time	43.2	46.2	47.4	45.8	46.0	46.0
3. About half the time	13.3	11.9	15.5	16.3	14.8	14.7
4. Most of the time	10.0	10.6	9.5	9.7	9.6	10.0
5. Always	1.8	1.1	2.3	2.2	2.1	1.8
-6. Not asked, unit nonresponse (no Post-election interview)	5.9	5.6	3.4	3.5	4.2	4.2
-7. Deleted due to partial (Post-election) interview	0.1	0.1	3.9	4.1	2.6	2.7
-8. Don't know	5.1	4.5	0.0	0.0	1.8	1.6
-9. Refused	0.2	0.3	0.3	0.4	0.3	0.4

modsex_disc

Label: How often do hiring and promotion discriminate agst women
Position: Post election survey, section-item no. 152.1-4
Description: Modern Sexism
Question: When employers make decisions about hiring and promotion, how often do they discriminate against women? [Never, some of the time, about half the time, most of the time, or always / Always, most of the time, about half the time, some of the time, or never]?
Source: Respondent

Unweighted Frequencies

	F2F	Web	Total
1. Never	98	185	283
2. Some of the time	1071	2319	3390
3. About half the time	367	711	1078
4. Most of the time	230	304	534
5. Always	68	46	114
-6. Not asked, unit nonresponse (no Post-election interview)	121	130	251
-7. Deleted due to partial (Post-election) interview	3	149	152
-8. Don't know	93	0	93
-9. Refused	5	16	21

Weighted Percentages

	F2F		Web		Total	
	Raw	Weights	Raw	Weights	Raw	Weights
1. Never	4.8	5.1	4.8	4.8	4.8	4.9
2. Some of the time	52.1	58.7	60.1	58.9	57.3	58.8
3. About half the time	17.9	15.0	18.4	19.3	18.2	17.8
4. Most of the time	11.2	8.1	7.9	7.4	9.0	7.6
5. Always	3.3	2.3	1.2	1.5	1.9	1.8
-6. Not asked, unit nonresponse (no Post-election interview)	5.9	5.6	3.4	3.5	4.2	4.2
-7. Deleted due to partial (Post-election) interview	0.1	0.1	3.9	4.1	2.6	2.7
-8. Don't know	4.5	4.7	0.0	0.0	1.6	1.6
-9. Refused	0.2	0.3	0.4	0.6	0.4	0.5

modsex_prob

Label: Do women complaining about discrim cause more problems
Position: Post election survey, section-item no. 152.1-4.5
Description: Modern Sexism
Question: When women complain about discrimination, how often do they cause more problems than they solve? [Never, some of the time, about half the time, most of the time, or always / Always, most of the time, about half the time, some of the time, or never]?
Source: Respondent

Unweighted Frequencies

	F2F	Web	Total
1. Never	192	330	522
2. Some of the time	991	1971	2962
3. About half the time	314	728	1042
4. Most of the time	262	443	705
5. Always	82	97	179
-6. Not asked, unit nonresponse (no Post-election interview)	121	130	251
-7. Deleted due to partial (Post-election) interview	3	149	152
-8. Don't know	83	0	83
-9. Refused	8	12	20

Weighted Percentages

	F2F		Web		Total	
	Raw	Weights	Raw	Weights	Raw	Weights
1. Never	9.3	8.5	8.5	8.3	8.8	8.4
2. Some of the time	48.2	50.8	51.1	48.3	50.1	49.2
3. About half the time	15.3	14.2	18.9	20.5	17.6	18.3
4. Most of the time	12.7	12.8	11.5	11.8	11.9	12.1
5. Always	4.0	3.5	2.5	3.0	3.0	3.2
-6. Not asked, unit nonresponse (no Post-election interview)	5.9	5.6	3.4	3.5	4.2	4.2
-7. Deleted due to partial (Post-election) interview	0.1	0.1	3.9	4.1	2.6	2.7
-8. Don't know	4.0	4.0	0.0	0.0	1.4	1.4
-9. Refused	0.4	0.4	0.3	0.5	0.3	0.5

modsex_oppor

Label: Do women or men have more oppor for achievmt in the U.S.
 Position: Post election survey, section-item no. 152.1-5
 Description: Modern Sexism
 Question: In the U.S. today, do men have more opportunities for achievement than women have, do women have more opportunities than men, or do they have equal opportunities?
 Source: Respondent

Unweighted Frequencies

	F2F	Web	Total
1 Men have more	1088	2128	3216
2. Women have more	77	221	298
3. Equal opportunities	743	1223	1966
-6. Not asked, unit nonresponse (no Post-election interview)	121	130	251
-7. Deleted due to partial (Post-election) interview	3	149	152
-8. Don't know	22	0	22
-9. Refused	2	9	11

Weighted Percentages

	F2F		Web		Total	
	Raw	Weights	Raw	Weights	Raw	Weights
1 Men have more	52.9	53.7	55.1	54.4	54.4	54.2
2. Women have more	3.7	3.4	5.7	5.1	5.0	4.5
3. Equal opportunities	36.1	35.8	31.7	32.6	33.2	33.7
-6. Not asked, unit nonresponse (no Post-election interview)	5.9	5.6	3.4	3.5	4.2	4.2
-7. Deleted due to partial (Post-election) interview	0.1	0.1	3.9	4.1	2.6	2.7
-8. Don't know	1.1	1.1	0.0	0.0	0.4	0.4
-9. Refused	0.1	0.2	0.2	0.4	0.2	0.3

modsex_menmore

Label: How much more opportunities for achievement do men have
Position: Post election survey, section-item no. 152.1-5.1
Description: Modern Sexism
Question: Do men have [many more opportunities, moderately more opportunities, or slightly more opportunities / slightly more opportunities, moderately more opportunities or many more opportunities]?
Universe: IF MEN HAVE MORE OPPORTUNITIES FOR ACHIEVEMENT IN THE U.S. TODAY:
Logic: Ask if MODSEXM OPPOR= 1 else skip
Source: Respondent

Unweighted Frequencies

	F2F	Web	Total
1. Many more	426	681	1107
2. Moderately more	421	954	1375
3. Slightly more	235	493	728
-1. Inapplicable	844	1453	2297
-6. Not asked, unit nonresponse (no Post-election interview)	121	130	251
-7. Deleted due to partial (Post-election) interview	3	149	152
-8. Don't know	5	0	5
-9. Refused	1	0	1

Weighted Percentages

	F2F		Web		Total	
	Raw	Weights	Raw	Weights	Raw	Weights
1. Many more	20.7	17.1	17.6	16.4	18.7	16.6
2. Moderately more	20.5	23.2	24.7	24.9	23.2	24.3
3. Slightly more	11.4	13.1	12.8	13.1	12.3	13.1
-1. Inapplicable	41.1	40.5	37.6	38.1	38.8	38.9
-6. Not asked, unit nonresponse (no Post-election interview)	5.9	5.6	3.4	3.5	4.2	4.2
-7. Deleted due to partial (Post-election) interview	0.1	0.1	3.9	4.1	2.6	2.7
-8. Don't know	0.2	0.2	0.0	0.0	0.1	0.1
-9. Refused	0.0	0.1	0.0	0.0	0.0	0.0

modsex_wommore

Label: How much more opportunities for achievement do women have
Position: Post election survey, section-item no. 152.1-5.2
Description: Modern Sexism
Question: Do women have [many more opportunities, moderately more opportunities, or slightly more opportunities / slightly more opportunities, moderately more opportunities or many more opportunities]?
Universe: IF WOMEN HAVE MORE OPPORTUNITIES FOR ACHIEVEMENT IN THE U.S. TODAY:
Logic: Ask if MODSEXM OPPOR= 2 else skip
Source: Respondent

Unweighted Frequencies

	F2F	Web	Total
1. Many more	20	38	58
2. Moderately more	24	120	144
3. Slightly more	31	63	94
-1. Inapplicable	1855	3360	5215
-6. Not asked, unit nonresponse (no Post-election interview)	121	130	251
-7. Deleted due to partial (Post-election) interview	3	149	152
-8. Don't know	2	0	2

Weighted Percentages

	F2F		Web		Total	
	Raw	Weights	Raw	Weights	Raw	Weights
1. Many more	1.0	0.5	1.0	0.8	1.0	0.7
2. Moderately more	1.2	1.1	3.1	3.0	2.4	2.3
3. Slightly more	1.5	1.8	1.6	1.3	1.6	1.5
-1. Inapplicable	90.2	90.9	87.0	87.4	88.2	88.6
-6. Not asked, unit nonresponse (no Post-election interview)	5.9	5.6	3.4	3.5	4.2	4.2
-7. Deleted due to partial (Post-election) interview	0.1	0.1	3.9	4.1	2.6	2.7
-8. Don't know	0.1	0.1	0.0	0.0	0.0	0.0

modsex_oppor_x

Label: POST: SUMMARY- Opportunities compared for women and men

Unweighted Frequencies

	F2F	Web	Total
1. Men have many more	426	681	1107
2. Men have moderately more	421	954	1375
3. Men have slightly more	235	493	728
4. Equal opportunities	743	1223	1966
5. Women have slightly more	31	63	94
6. Women have moderately more	24	120	144
7. Women have many more	20	38	58
-6. Not asked, unit nonresponse (no Post-election interview)	121	130	251
-7. Deleted due to partial (Post-election) interview	3	149	152
-8. Don't know	29	0	29
-9. Refused	3	9	12

Weighted Percentages

	F2F		Web		Total	
	Raw	Weights	Raw	Weights	Raw	Weights
1. Men have many more	20.7	17.1	17.6	16.4	18.7	16.6
2. Men have moderately more	20.5	23.2	24.7	24.9	23.2	24.3
3. Men have slightly more	11.4	13.1	12.8	13.1	12.3	13.1
4. Equal opportunities	36.1	35.8	31.7	32.6	33.2	33.7
5. Women have slightly more	1.5	1.8	1.6	1.3	1.6	1.5
6. Women have moderately more	1.2	1.1	3.1	3.0	2.4	2.3
7. Women have many more	1.0	0.5	1.0	0.8	1.0	0.7
-6. Not asked, unit nonresponse (no Post-election interview)	5.9	5.6	3.4	3.5	4.2	4.2
-7. Deleted due to partial (Post-election) interview	0.1	0.1	3.9	4.1	2.6	2.7
-8. Don't know	1.4	1.4	0.0	0.0	0.5	0.5
-9. Refused	0.1	0.3	0.2	0.4	0.2	0.3

aapost_hire

Label: For or against preferential hiring/promotion of blacks
Position: Post election survey, section-item no. 153-2
Description: Affirmative action in hiring
Question: What about your opinion -- are you FOR or AGAINST preferential hiring and promotion of blacks?
Web Logic: Online, bank with AFFIRM AFFINTRO. Omit response option 5.
Source: Respondent

Unweighted Frequencies

	F2F	Web	Total
1. For preferential hiring and promotion of blacks	460	760	1220
2. Against preferential hiring and promotion of blacks	1301	2784	4085
5. Other (SPECIFY)(VOL)	57	0	57
6. Other specify response recoded: against	10	0	10
-6. Not asked, unit nonresponse (no Post-election interview)	121	130	251
-7. Deleted due to partial (Post-election) interview	3	149	152
-8. Don't know	77	0	77
-9. Refused	27	37	64

Weighted Percentages

	F2F		Web		Total	
	Raw	Weights	Raw	Weights	Raw	Weights
1. For preferential hiring and promotion of blacks	22.4	15.3	19.7	18.5	20.6	17.4
2. Against preferential hiring and promotion of blacks	63.3	71.1	72.1	73.0	69.1	72.3
5. Other (SPECIFY)(VOL)	2.8	3.3	0.0	0.0	1.0	1.2
6. Other specify response recoded: against	0.5	0.8	0.0	0.0	0.2	0.3
-6. Not asked, unit nonresponse (no Post-election interview)	5.9	5.6	3.4	3.5	4.2	4.2
-7. Deleted due to partial (Post-election) interview	0.1	0.1	3.9	4.1	2.6	2.7
-8. Don't know	3.7	2.6	0.0	0.0	1.3	0.9
-9. Refused	1.3	1.1	1.0	1.0	1.1	1.0

aapost_hire_othtxt

Label: POST: Other specify - for or against pref hiring/promotion of blacks

66 unique outcomes. 10 most frequently appearing outcomes:

Unweighted Frequencies

	Count
<NULL>	5849
neither	2
Neither for or ag	2
About the same	1
against becuase i	1
against it becaus	1
against it but no	1
Against preferent	1
based on qualific	1
BECAUSE BLKS WERE	1

aapost_hirefav

Label: Strength favor preferential hiring/promotion of blacks
 Position: Post election survey, section-item no. 153-3
 Description: Affirmative action in hiring
 Question: Do you favor preference in hiring and promotion STRONGLY or NOT STRONGLY?
 Universe: IF R IS FOR PREFERENTIAL HIRING AND PROMOTION FOR BLACKS:
 Logic: Ask if AFFIRM AFFOPIN = 1 else skip
 Source: Respondent

Unweighted Frequencies

	F2F	Web	Total
1. Strongly	331	366	697
2. Not strongly	125	393	518
-1. Inapplicable	1472	2821	4293
-6. Not asked, unit nonresponse (no Post-election interview)	121	130	251
-7. Deleted due to partial (Post-election) interview	3	149	152
-8. Don't know	3	0	3
-9. Refused	1	1	2

Weighted Percentages

	F2F		Web		Total	
	Raw	Weights	Raw	Weights	Raw	Weights
1. Strongly	16.1	10.0	9.5	9.0	11.8	9.4
2. Not strongly	6.1	5.2	10.2	9.5	8.8	8.0
-1. Inapplicable	71.6	78.9	73.1	73.9	72.6	75.7
-6. Not asked, unit nonresponse (no Post-election interview)	5.9	5.6	3.4	3.5	4.2	4.2
-7. Deleted due to partial (Post-election) interview	0.1	0.1	3.9	4.1	2.6	2.7
-8. Don't know	0.1	0.1	0.0	0.0	0.1	0.0

aapost_hireopp

Label: Strength oppose preferential hiring/promotion blacks
Position: Post election survey, section-item no. 153-4
Description: Affirmative action in hiring
Question: Do you oppose preference in hiring and promotion STRONGLY or NOT STRONGLY?
Universe: IF R IS AGAINST PREFERENTIAL HIRING AND PROMOTION FOR BLACKS:
Logic: Ask if AFFIRM AFFOPIN = 2 else skip
Source: Respondent

Unweighted Frequencies

	F2F	Web	Total
1. Strongly	992	1910	2902
2. Not strongly	305	872	1177
-1. Inapplicable	631	797	1428
-6. Not asked, unit nonresponse (no Post-election interview)	121	130	251
-7. Deleted due to partial (Post-election) interview	3	149	152
-8. Don't know	3	0	3
-9. Refused	1	2	3

Weighted Percentages

	F2F		Web		Total	
	Raw	Weights	Raw	Weights	Raw	Weights
1. Strongly	48.2	56.4	49.5	51.1	49.1	52.9
2. Not strongly	14.8	14.5	22.6	21.8	19.9	19.3
-1. Inapplicable	30.7	23.2	20.6	19.5	24.1	20.8
-6. Not asked, unit nonresponse (no Post-election interview)	5.9	5.6	3.4	3.5	4.2	4.2
-7. Deleted due to partial (Post-election) interview	0.1	0.1	3.9	4.1	2.6	2.7
-8. Don't know	0.1	0.2	0.0	0.0	0.1	0.1
-9. Refused	0.0	0.0	0.1	0.0	0.1	0.0

aapost_hire_x

Label: POST: SUMMARY- Favor preferential hiring and promotion of blacks

Unweighted Frequencies

	F2F	Web	Total
1. Strongly for preferential hiring and promotion of blacks	331	366	697
2. Not strongly for preferential hiring and promotion of blacks	125	393	518
4. Not strongly against preferential hiring and promotion of blacks	305	872	1177
5. Strongly against preferential hiring and promotion of blacks	992	1910	2902
-1. Inapplicable	67	0	67
-6. Not asked, unit nonresponse (no Post-election interview)	121	130	251
-7. Deleted due to partial (Post-election) interview	3	149	152
-8. Don't know	83	0	83
-9. Refused	29	40	69

	Weighted Percentages					
	F2F		Web		Total	
	Raw	Weights	Raw	Weights	Raw	Weights
1. Strongly for preferential hiring and promotion of blacks	16.1	10.0	9.5	9.0	11.8	9.4
2. Not strongly for preferential hiring and promotion of blacks	6.1	5.2	10.2	9.5	8.8	8.0
4. Not strongly against preferential hiring and promotion of blacks	14.8	14.5	22.6	21.8	19.9	19.3
5. Strongly against preferential hiring and promotion of blacks	48.2	56.4	49.5	51.1	49.1	52.9
-1. Inapplicable	3.3	4.1	0.0	0.0	1.1	1.4
-6. Not asked, unit nonresponse (no Post-election interview)	5.9	5.6	3.4	3.5	4.2	4.2
-7. Deleted due to partial (Post-election) interview	0.1	0.1	3.9	4.1	2.6	2.7
-8. Don't know	4.0	2.9	0.0	0.0	1.4	1.0
-9. Refused	1.4	1.2	1.0	1.0	1.2	1.1

auth_ind

Label: Child trait more important: independence or respect
Position: Post election survey, section-item no. 154-2
Description: Authoritarianism
Question: Please tell me which one you think is more important for a child to have: INDEPENDENCE or RESPECT FOR ELDERS
Web Logic: Online, the stem before the two traits should be, 'Which one is more important for a child to have?' Omit response options 3 and 4.
Source: Respondent

Unweighted Frequencies

	F2F	Web	Total
1. Independence	282	762	1044
2. Respect for elders	1424	2812	4236
3. Both (VOL)	219	0	219
4. Neither (VOL)	1	0	1
-6. Not asked, unit nonresponse (no Post-election interview)	121	130	251
-7. Deleted due to partial (Post-election) interview	3	149	152
-8. Don't know	4	0	4
-9. Refused	2	7	9

Weighted Percentages

	F2F		Web		Total	
	Raw	Weights	Raw	Weights	Raw	Weights
1. Independence	13.7	14.8	19.7	20.3	17.6	18.4
2. Respect for elders	69.3	69.3	72.8	71.9	71.6	71.0
3. Both (VOL)	10.7	9.8	0.0	0.0	3.7	3.4
-6. Not asked, unit nonresponse (no Post-election interview)	5.9	5.6	3.4	3.5	4.2	4.2
-7. Deleted due to partial (Post-election) interview	0.1	0.1	3.9	4.1	2.6	2.7
-8. Don't know	0.2	0.2	0.0	0.0	0.1	0.1
-9. Refused	0.1	0.2	0.2	0.3	0.2	0.2

auth_cur

Label: Child trait more important: curiosity or good manners
Position: Post election survey, section-item no. 154-3
Description: Authoritarianism
Question: (Which one is more important for a child to have:) CURIOSITY or GOOD MANNERS
Web Logic: Online, the stem before the two traits should be, 'Which one is more important for a child to have?' Omit response options 3 and 4.
Source: Respondent

Unweighted Frequencies

	F2F	Web	Total
1. Curiosity	377	1071	1448
2. Good manners	1348	2501	3849
3. Both (VOL)	204	0	204
-6. Not asked, unit nonresponse (no Post-election interview)	121	130	251
-7. Deleted due to partial (Post-election) interview	3	149	152
-8. Don't know	2	0	2
-9. Refused	1	9	10

Weighted Percentages

	F2F		Web		Total	
	Raw	Weights	Raw	Weights	Raw	Weights
1. Curiosity	18.3	23.0	27.7	25.7	24.5	24.8
2. Good manners	65.6	61.9	64.8	66.5	65.1	64.9
3. Both (VOL)	9.9	9.2	0.0	0.0	3.4	3.2
-6. Not asked, unit nonresponse (no Post-election interview)	5.9	5.6	3.4	3.5	4.2	4.2
-7. Deleted due to partial (Post-election) interview	0.1	0.1	3.9	4.1	2.6	2.7
-8. Don't know	0.1	0.1	0.0	0.0	0.0	0.0
-9. Refused	0.0	0.1	0.2	0.3	0.2	0.2

auth_obed

Label: Child trait more important: obedience or self-reliance
Position: Post election survey, section-item no. 154-4
Description: Authoritarianism
Question: (Which one is more important for a child to have:) OBEDIENCE or SELF-RELIANCE
Web Logic: Online, the stem before the two traits should be, 'Which one is more important for a child to have?' Omit response options 3 and 4.
Source: Respondent

Unweighted Frequencies

	F2F	Web	Total
1. Obedience	1054	1997	3051
2. Self-reliance	638	1577	2215
3. Both (VOL)	227	0	227
4. Neither (VOL)	1	0	1
-6. Not asked, unit nonresponse (no Post-election interview)	121	130	251
-7. Deleted due to partial (Post-election) interview	3	149	152
-8. Don't know	11	0	11
-9. Refused	1	7	8

Weighted Percentages

	F2F		Web		Total	
	Raw	Weights	Raw	Weights	Raw	Weights
1. Obedience	51.3	47.1	51.7	52.1	51.6	50.3
2. Self-reliance	31.0	36.9	40.9	40.1	37.4	39.0
3. Both (VOL)	11.0	9.8	0.0	0.0	3.8	3.4
4. Neither (VOL)	0.0	0.1	0.0	0.0	0.0	0.0
-6. Not asked, unit nonresponse (no Post-election interview)	5.9	5.6	3.4	3.5	4.2	4.2
-7. Deleted due to partial (Post-election) interview	0.1	0.1	3.9	4.1	2.6	2.7
-8. Don't know	0.5	0.3	0.0	0.0	0.2	0.1
-9. Refused	0.0	0.1	0.2	0.3	0.1	0.2

auth_considerate

Label: Child trait more important: considerate or well-behaved
Position: Post election survey, section-item no. 154-5
Description: Authoritarianism
Question: (Which one is more important for a child to have:) BEING CONSIDERATE or WELL BEHAVED
Web Logic: Online, the stem before the two traits should be, 'Which one is more important for a child to have?' Omit response options 3 and 4.
Source: Respondent

Unweighted Frequencies

	F2F	Web	Total
1. Being considerate	878	2266	3144
2. Well behaved	702	1309	2011
3. Both (VOL)	347	0	347
-6. Not asked, unit nonresponse (no Post-election interview)	121	130	251
-7. Deleted due to partial (Post-election) interview	3	149	152
-8. Don't know	4	0	4
-9. Refused	1	6	7

Weighted Percentages

	F2F		Web		Total	
	Raw	Weights	Raw	Weights	Raw	Weights
1. Being considerate	42.7	49.7	58.7	56.0	53.1	53.8
2. Well behaved	34.1	29.1	33.9	36.2	34.0	33.7
3. Both (VOL)	16.9	15.2	0.0	0.0	5.9	5.3
-6. Not asked, unit nonresponse (no Post-election interview)	5.9	5.6	3.4	3.5	4.2	4.2
-7. Deleted due to partial (Post-election) interview	0.1	0.1	3.9	4.1	2.6	2.7
-8. Don't know	0.2	0.2	0.0	0.0	0.1	0.1
-9. Refused	0.0	0.1	0.2	0.2	0.1	0.2

egal_equal

Label: Society should make sure everyone has equal opportunity
Position: Post election survey, section-item no. 155-2
Description: Equalitarianism
Question: (Looking at page [[preload: postpg g] / [preload:postpg h]] in the booklet) 'Our society should do whatever is necessary to make sure that everyone has an equal opportunity to succeed.' (Do you [AGREE STRONGLY, AGREE SOMEWHAT, NEITHER AGREE NOR DISAGREE, DISAGREE SOMEWHAT, or DISAGREE STRONGLY / DISAGREE STRONGLY, DISAGREE SOMEWHAT, NEITHER AGREE NOR DISAGREE, AGREE SOMEWHAT, or AGREE STRONGLY] with this statement?)
Logic: This question is forward/reverse although not unipolar. If forward order of response options is set, then page number is postpg g; if reverse order of response options is set, then page number is postpg h.
Web Logic: Online, omit booklet reference. Bank with EGAL EGALINTRO.
Source: Respondent

Unweighted Frequencies

	F2F	Web	Total
1. Agree strongly	1205	1528	2733
2. Agree Somewhat	479	986	1465
3. Neither agree nor disagree	116	647	763
4. Disagree Somewhat	79	260	339
5. Disagree strongly	46	156	202
-6. Not asked, unit nonresponse (no Post-election interview)	121	130	251
-7. Deleted due to partial (Post-election) interview	3	149	152
-8. Don't know	5	0	5
-9. Refused	2	4	6

Weighted Percentages

	F2F		Web		Total	
	Raw	Weights	Raw	Weights	Raw	Weights
1. Agree strongly	58.6	53.2	39.6	36.9	46.2	42.5
2. Agree Somewhat	23.3	25.7	25.5	26.5	24.8	26.2
3. Neither agree nor disagree	5.6	6.9	16.8	17.9	12.9	14.1
4. Disagree Somewhat	3.8	4.9	6.7	7.3	5.7	6.5
5. Disagree strongly	2.2	3.3	4.0	3.7	3.4	3.6
-6. Not asked, unit nonresponse (no Post-election interview)	5.9	5.6	3.4	3.5	4.2	4.2
-7. Deleted due to partial (Post-election) interview	0.1	0.1	3.9	4.1	2.6	2.7
-8. Don't know	0.2	0.3	0.0	0.0	0.1	0.1
-9. Refused	0.1	0.1	0.1	0.2	0.1	0.2

egal_toofar

Label: We have gone too far pushing equal rights
Position: Post election survey, section-item no. 155-3
Description: Equalitarianism
Question: (Looking at page [[preload: postpg g] / [preload:postpg h]] in the booklet) 'We have gone too far in pushing equal rights in this country.' (Do you [AGREE STRONGLY, AGREE SOMEWHAT, NEITHER AGREE NOR DISAGREE, DISAGREE SOMEWHAT, or DISAGREE STRONGLY / DISAGREE STRONGLY, DISAGREE SOMEWHAT, NEITHER AGREE NOR DISAGREE, AGREE SOMEWHAT, or AGREE STRONGLY] with this statement?)
Logic: This question is forward/reverse although not unipolar. If forward order of response options is set, then page number is postpg g; if reverse order of response options is set, then page number is postpg h.
Web Logic: Online, omit booklet reference.
Source: Respondent

Unweighted Frequencies

	F2F	Web	Total
1. Agree strongly	221	404	625
2. Agree Somewhat	419	834	1253
3. Neither agree nor disagree	346	1001	1347
4. Disagree Somewhat	406	654	1060
5. Disagree strongly	529	683	1212
-6. Not asked, unit nonresponse (no Post-election interview)	121	130	251
-7. Deleted due to partial (Post-election) interview	3	149	152
-8. Don't know	10	0	10
-9. Refused	1	5	6

Weighted Percentages

	F2F		Web		Total	
	Raw	Weights	Raw	Weights	Raw	Weights
1. Agree strongly	10.7	11.2	10.5	10.8	10.6	10.9
2. Agree Somewhat	20.4	22.4	21.6	21.1	21.2	21.5
3. Neither agree nor disagree	16.8	18.9	25.9	28.2	22.8	25.0
4. Disagree Somewhat	19.7	19.9	16.9	16.6	17.9	17.7
5. Disagree strongly	25.7	21.3	17.7	15.6	20.5	17.6
-6. Not asked, unit nonresponse (no Post-election interview)	5.9	5.6	3.4	3.5	4.2	4.2
-7. Deleted due to partial (Post-election) interview	0.1	0.1	3.9	4.1	2.6	2.7
-8. Don't know	0.5	0.4	0.0	0.0	0.2	0.1
-9. Refused	0.0	0.1	0.1	0.2	0.1	0.2

egal_bigprob

Label: Its a big problem that we dont give equal chance to succeed
Position: Post election survey, section-item no. 155-4
Description: Equalitarianism
Question: (Looking at page [[preload: postpg g] / [preload:postpg h]] in the booklet) 'One of the big problems in this country is that we don't give everyone an equal chance.' (Do you [AGREE STRONGLY, AGREE SOMEWHAT, NEITHER AGREE NOR DISAGREE, DISAGREE SOMEWHAT, or DISAGREE STRONGLY / DISAGREE STRONGLY, DISAGREE SOMEWHAT, NEITHER AGREE NOR DISAGREE, AGREE SOMEWHAT, or AGREE STRONGLY] with this statement?)
Logic: This question is forward/reverse although not unipolar. If forward order of response options is set, then page number is postpg g; if reverse order of response options is set, then page number is postpg h.
Web Logic: Online, omit booklet reference.
Source: Respondent

Unweighted Frequencies

	F2F	Web	Total
1. Agree strongly	500	482	982
2. Agree Somewhat	644	1080	1724
3. Neither agree nor disagree	221	805	1026
4. Disagree Somewhat	369	800	1169
5. Disagree strongly	190	411	601
-6. Not asked, unit nonresponse (no Post-election interview)	121	130	251
-7. Deleted due to partial (Post-election) interview	3	149	152
-8. Don't know	6	0	6
-9. Refused	2	3	5

Weighted Percentages

	F2F		Web		Total	
	Raw	Weights	Raw	Weights	Raw	Weights
1. Agree strongly	24.3	17.5	12.5	11.4	16.6	13.5
2. Agree Somewhat	31.3	31.6	28.0	26.5	29.1	28.3
3. Neither agree nor disagree	10.7	11.8	20.9	21.5	17.3	18.1
4. Disagree Somewhat	17.9	21.5	20.7	22.6	19.8	22.2
5. Disagree strongly	9.2	11.4	10.6	10.3	10.2	10.7
-6. Not asked, unit nonresponse (no Post-election interview)	5.9	5.6	3.4	3.5	4.2	4.2
-7. Deleted due to partial (Post-election) interview	0.1	0.1	3.9	4.1	2.6	2.7
-8. Don't know	0.3	0.2	0.0	0.0	0.1	0.1
-9. Refused	0.1	0.1	0.1	0.2	0.1	0.2

egal_worryless

Label: We'd be better off if worried less about equality
Position: Post election survey, section-item no. 155-5
Description: Equalitarianism
Question: (Looking at page [[preload: postpg g] / [preload:postpg h]] in the booklet) 'This country would be better off if we worried less about how equal people are.' (Do you [AGREE STRONGLY, AGREE SOMEWHAT, NEITHER AGREE NOR DISAGREE, DISAGREE SOMEWHAT, or DISAGREE STRONGLY / DISAGREE STRONGLY, DISAGREE SOMEWHAT, NEITHER AGREE NOR DISAGREE, AGREE SOMEWHAT, or AGREE STRONGLY] with this statement?)
Logic: This question is forward/reverse although not unipolar. If forward order of response options is set, then page number is postpg g; if reverse order of response options is set, then page number is postpg h.
Web Logic: Online, omit booklet reference.
Source: Respondent

Unweighted Frequencies

	F2F	Web	Total
1. Agree strongly	301	390	691
2. Agree Somewhat	452	883	1335
3. Neither agree nor disagree	326	1031	1357
4. Disagree Somewhat	420	750	1170
5. Disagree strongly	414	522	936
-6. Not asked, unit nonresponse (no Post-election interview)	121	130	251
-7. Deleted due to partial (Post-election) interview	3	149	152
-8. Don't know	16	0	16
-9. Refused	3	5	8

Weighted Percentages

	F2F		Web		Total	
	Raw	Weights	Raw	Weights	Raw	Weights
1. Agree strongly	14.6	15.7	10.1	9.9	11.7	11.9
2. Agree Somewhat	22.0	24.8	22.9	24.3	22.6	24.5
3. Neither agree nor disagree	15.9	16.9	26.7	27.9	22.9	24.1
4. Disagree Somewhat	20.4	20.3	19.4	17.7	19.8	18.6
5. Disagree strongly	20.1	15.7	13.5	12.4	15.8	13.6
-6. Not asked, unit nonresponse (no Post-election interview)	5.9	5.6	3.4	3.5	4.2	4.2
-7. Deleted due to partial (Post-election) interview	0.1	0.1	3.9	4.1	2.6	2.7
-8. Don't know	0.8	0.8	0.0	0.0	0.3	0.3
-9. Refused	0.1	0.1	0.1	0.2	0.1	0.2

egal_notbigprob

Label: Not a big problem if some have more chance in life
Position: Post election survey, section-item no. 155-6
Description: Equalitarianism
Question: (Looking at page [[preload: postpg g] / [preload:postpg h]] in the booklet) 'It is not really that big a problem if some people have more of a chance in life than others.' (Do you [AGREE STRONGLY, AGREE SOMEWHAT, NEITHER AGREE NOR DISAGREE, DISAGREE SOMEWHAT, or DISAGREE STRONGLY / DISAGREE STRONGLY, DISAGREE SOMEWHAT, NEITHER AGREE NOR DISAGREE, AGREE SOMEWHAT, or AGREE STRONGLY] with this statement?)
Logic: This question is forward/reverse although not unipolar. If forward order of response options is set, then page number is postpg g; if reverse order of response options is set, then page number is postpg h.
Web Logic: Online, omit booklet reference.
Source: Respondent

Unweighted Frequencies

	F2F	Web	Total
1. Agree strongly	126	176	302
2. Agree Somewhat	401	670	1071
3. Neither agree nor disagree	366	1064	1430
4. Disagree Somewhat	500	1020	1520
5. Disagree strongly	515	647	1162
-6. Not asked, unit nonresponse (no Post-election interview)	121	130	251
-7. Deleted due to partial (Post-election) interview	3	149	152
-8. Don't know	22	0	22
-9. Refused	2	4	6

Weighted Percentages

	F2F		Web		Total	
	Raw	Weights	Raw	Weights	Raw	Weights
1. Agree strongly	6.1	5.4	4.6	4.5	5.1	4.8
2. Agree Somewhat	19.5	20.7	17.4	17.8	18.1	18.8
3. Neither agree nor disagree	17.8	19.9	27.6	29.2	24.2	26.0
4. Disagree Somewhat	24.3	25.7	26.4	25.3	25.7	25.4
5. Disagree strongly	25.0	21.4	16.8	15.5	19.6	17.5
-6. Not asked, unit nonresponse (no Post-election interview)	5.9	5.6	3.4	3.5	4.2	4.2
-7. Deleted due to partial (Post-election) interview	0.1	0.1	3.9	4.1	2.6	2.7
-8. Don't know	1.1	1.1	0.0	0.0	0.4	0.4
-9. Refused	0.1	0.1	0.1	0.2	0.1	0.2

egal_fewerprobs

Label: If people were treated more fairly would be fewer probs
Position: Post election survey, section-item no. 155-7
Description: Equalitarianism
Question: (Looking at page [[preload: postpg g] / [preload:postpg h]] in the booklet) 'If people were treated more equally in this country we would have many fewer problems.' (Do you [AGREE STRONGLY, AGREE SOMEWHAT, NEITHER AGREE NOR DISAGREE, DISAGREE SOMEWHAT, or DISAGREE STRONGLY / DISAGREE STRONGLY, DISAGREE SOMEWHAT, NEITHER AGREE NOR DISAGREE, AGREE SOMEWHAT, or AGREE STRONGLY] with this statement?)
Logic: This question is forward/reverse although not unipolar. If forward order of response options is set, then page number is postpg g; if reverse order of response options is set, then page number is postpg h.
Web Logic: Online, omit booklet reference.
Source: Respondent

Unweighted Frequencies

	F2F	Web	Total
1. Agree strongly	671	665	1336
2. Agree Somewhat	661	1229	1890
3. Neither agree nor disagree	252	908	1160
4. Disagree Somewhat	238	545	783
5. Disagree strongly	94	231	325
-6. Not asked, unit nonresponse (no Post-election interview)	121	130	251
-7. Deleted due to partial (Post-election) interview	3	149	152
-8. Don't know	12	0	12
-9. Refused	4	3	7

Weighted Percentages

	F2F		Web		Total	
	Raw	Weights	Raw	Weights	Raw	Weights
1. Agree strongly	32.6	24.9	17.2	15.8	22.6	19.0
2. Agree Somewhat	32.1	33.7	31.8	30.5	31.9	31.6
3. Neither agree nor disagree	12.3	15.2	23.5	25.8	19.6	22.1
4. Disagree Somewhat	11.6	14.0	14.1	14.3	13.2	14.2
5. Disagree strongly	4.6	5.7	6.0	5.8	5.5	5.8
-6. Not asked, unit nonresponse (no Post-election interview)	5.9	5.6	3.4	3.5	4.2	4.2
-7. Deleted due to partial (Post-election) interview	0.1	0.1	3.9	4.1	2.6	2.7
-8. Don't know	0.6	0.6	0.0	0.0	0.2	0.2
-9. Refused	0.2	0.2	0.1	0.2	0.1	0.2

wiretappo_toofar

Label: Has increase in govt wiretap powers gone too far
 Position: Post election survey, section-item no. 155.7-2
 Description: Security and Civil Liberties, increase in wiretapping
 Question: Have increases in the government's wiretapping powers since September 11, 2001, gone too far, are they just about right, or do they not go far enough?
 Source: Respondent

Unweighted Frequencies

	F2F	Web	Total
1. Have gone too far	484	1275	1759
2. Are just about right	966	1948	2914
3. Do not go far enough	254	328	582
-6. Not asked, unit nonresponse (no Post-election interview)	121	130	251
-7. Deleted due to partial (Post-election) interview	3	149	152
-8. Don't know	224	0	224
-9. Refused	4	30	34

Weighted Percentages

	F2F		Web		Total	
	Raw	Weights	Raw	Weights	Raw	Weights
1. Have gone too far	23.5	23.9	33.0	32.2	29.7	29.3
2. Are just about right	47.0	47.5	50.5	49.9	49.3	49.1
3. Do not go far enough	12.4	11.3	8.5	9.0	9.8	9.8
-6. Not asked, unit nonresponse (no Post-election interview)	5.9	5.6	3.4	3.5	4.2	4.2
-7. Deleted due to partial (Post-election) interview	0.1	0.1	3.9	4.1	2.6	2.7
-8. Don't know	10.9	11.3	0.0	0.0	3.8	3.9
-9. Refused	0.2	0.2	0.8	1.4	0.6	1.0

cog_opinions

Label: Does R have opinions about many, some or few things
Position: Post election survey, section-item no. 156-2
Description: Cognitive style
Question: What about you? Would you say you have opinions about [ALMOST EVERYTHING, about MANY THINGS, about SOME THINGS, or about VERY FEW THINGS / VERY FEW THINGS, about SOME THINGS, about MANY THINGS, or about ALMOST EVERYTHING]?
Web Logic: Online, bank with COG COGINT.
Source: Respondent

Unweighted Frequencies

	F2F	Web	Total
1. Almost everything	329	604	933
2. Many things	652	1586	2238
3. Some things	746	1269	2015
4. Very few things	203	117	320
-6. Not asked, unit nonresponse (no Post-election interview)	121	130	251
-7. Deleted due to partial (Post-election) interview	3	149	152
-8. Don't know	1	0	1
-9. Refused	1	5	6

Weighted Percentages

	F2F		Web		Total	
	Raw	Weights	Raw	Weights	Raw	Weights
1. Almost everything	16.0	17.4	15.6	14.8	15.8	15.7
2. Many things	31.7	36.8	41.1	39.5	37.8	38.6
3. Some things	36.3	32.9	32.9	34.2	34.1	33.8
4. Very few things	9.9	7.1	3.0	3.7	5.4	4.8
-6. Not asked, unit nonresponse (no Post-election interview)	5.9	5.6	3.4	3.5	4.2	4.2
-7. Deleted due to partial (Post-election) interview	0.1	0.1	3.9	4.1	2.6	2.7
-8. Don't know	0.0	0.1	0.0	0.0	0.0	0.0
-9. Refused	0.0	0.0	0.1	0.3	0.1	0.2

cog_opin

Label: Does R have fewer or more opinions than average person
 Position: Post election survey, section-item no. 156-3
 Description: Cognitive style
 Question: Compared to the average person do you have FEWER opinions about whether things are good or bad, ABOUT THE SAME number of opinions, or MORE opinions?
 Source: Respondent

Unweighted Frequencies

	F2F	Web	Total
1. Fewer opinions	332	473	805
2. About the same number of opinions	1040	2224	3264
3. More opinions	536	877	1413
-6. Not asked, unit nonresponse (no Post-election interview)	121	130	251
-7. Deleted due to partial (Post-election) interview	3	149	152
-8. Don't know	23	0	23
-9. Refused	1	7	8

Weighted Percentages

	F2F		Web		Total	
	Raw	Weights	Raw	Weights	Raw	Weights
1. Fewer opinions	16.1	15.1	12.3	13.2	13.6	13.9
2. About the same number of opinions	50.6	50.7	57.6	57.1	55.2	54.9
3. More opinions	26.1	27.4	22.7	21.8	23.9	23.8
-6. Not asked, unit nonresponse (no Post-election interview)	5.9	5.6	3.4	3.5	4.2	4.2
-7. Deleted due to partial (Post-election) interview	0.1	0.1	3.9	4.1	2.6	2.7
-8. Don't know	1.1	1.1	0.0	0.0	0.4	0.4
-9. Refused	0.0	0.0	0.2	0.3	0.1	0.2

cog_opinfew

Label: R have a lot or somewhat fewer opinions than average
 Position: Post election survey, section-item no. 156-4
 Description: Cognitive style
 Question: Would you say that you have A LOT fewer opinions or just SOME-WHAT fewer opinions?
 Universe: IF R HAS FEWER OPINIONS THAT THE AVERAGE PERSON:
 Logic: Ask if COG NUMOPIN = 1 else skip
 Source: Respondent

Unweighted Frequencies

	F2F	Web	Total
1. A lot	38	76	114
2. Somewhat	294	397	691
-1. Inapplicable	1600	3108	4708
-6. Not asked, unit nonresponse (no Post-election interview)	121	130	251
-7. Deleted due to partial (Post-election) interview	3	149	152

Weighted Percentages

	F2F		Web		Total	
	Raw	Weights	Raw	Weights	Raw	Weights
1. A lot	1.8	1.5	2.0	2.2	1.9	2.0
2. Somewhat	14.3	13.6	10.3	11.0	11.7	11.9
-1. Inapplicable	77.8	79.2	80.5	79.2	79.6	79.2
-6. Not asked, unit nonresponse (no Post-election interview)	5.9	5.6	3.4	3.5	4.2	4.2
-7. Deleted due to partial (Post-election) interview	0.1	0.1	3.9	4.1	2.6	2.7

cog_opinmore

Label: R have a lot or somewhat more opinions than average
 Position: Post election survey, section-item no. 156-5
 Description: Cognitive style
 Question: Would you say that you have A LOT more opinions or just SOME-WHAT more opinions?
 Universe: IF R HAS MORE OPINIONS THAT THE AVERAGE PERSON:
 Logic: Ask if COG NUMOPIN = 3 else skip
 Source: Respondent

Unweighted Frequencies

	F2F	Web	Total
1. A lot	227	375	602
2. Somewhat	309	502	811
-1. Inapplicable	1396	2704	4100
-6. Not asked, unit nonresponse (no Post-election interview)	121	130	251
-7. Deleted due to partial (Post-election) interview	3	149	152

Weighted Percentages

	F2F		Web		Total	
	Raw	Weights	Raw	Weights	Raw	Weights
1. A lot	11.0	10.6	9.7	8.6	10.2	9.3
2. Somewhat	15.0	16.8	13.0	13.2	13.7	14.5
-1. Inapplicable	67.9	66.9	70.1	70.6	69.3	69.3
-6. Not asked, unit nonresponse (no Post-election interview)	5.9	5.6	3.4	3.5	4.2	4.2
-7. Deleted due to partial (Post-election) interview	0.1	0.1	3.9	4.1	2.6	2.7

cog_opin_x

Label: POST: SUMMARY- Number of opinions R has compared to average person

Unweighted Frequencies

	F2F	Web	Total
1. A lot fewer opinions than the average person	38	76	114
2. Somewhat fewer opinions than the average person	294	397	691
3. About the same number of opinions	1040	2224	3264
4. Somewhat more opinions than the average person	309	502	811
5. A lot more opinions than the average person	227	375	602
-6. Not asked, unit nonresponse (no Post-election interview)	121	130	251
-7. Deleted due to partial (Post-election) interview	3	149	152
-8. Don't know	23	0	23
-9. Refused	1	7	8

Weighted Percentages

	F2F		Web		Total	
	Raw	Weights	Raw	Weights	Raw	Weights
1. A lot fewer opinions than the average person	1.8	1.5	2.0	2.2	1.9	2.0
2. Somewhat fewer opinions than the average person	14.3	13.6	10.3	11.0	11.7	11.9
3. About the same number of opinions	50.6	50.7	57.6	57.1	55.2	54.9
4. Somewhat more opinions than the average person	15.0	16.8	13.0	13.2	13.7	14.5
5. A lot more opinions than the average person	11.0	10.6	9.7	8.6	10.2	9.3
-6. Not asked, unit nonresponse (no Post-election interview)	5.9	5.6	3.4	3.5	4.2	4.2
-7. Deleted due to partial (Post-election) interview	0.1	0.1	3.9	4.1	2.6	2.7
-8. Don't know	1.1	1.1	0.0	0.0	0.4	0.4
-9. Refused	0.0	0.0	0.2	0.3	0.1	0.2

nonmain_born

Label: Was the President born in the U.S.
Position: Post election survey, section-item no. 157-1
Description: Nonmainstream mass public allegations
Question: Was Barack Obama definitely born in the United States, probably born in the United States, probably born in another country, or definitely born in another country?
Source: Respondent

Unweighted Frequencies

	F2F	Web	Total
1. Definitely born in the U.S.	918	1804	2722
2. Probably born in the U.S.	460	905	1365
3. Probably born in another country	264	626	890
4. Definitely born in another country	89	223	312
-6. Not asked, unit nonresponse (no Post-election interview)	121	130	251
-7. Deleted due to partial (Post-election) interview	3	149	152
-8. Don't know	194	0	194
-9. Refused	7	23	30

Weighted Percentages

	F2F		Web		Total	
	Raw	Weights	Raw	Weights	Raw	Weights
1. Definitely born in the U.S.	44.6	39.0	46.7	42.6	46.0	41.3
2. Probably born in the U.S.	22.4	24.7	23.4	25.7	23.1	25.3
3. Probably born in another country	12.8	15.4	16.2	17.3	15.0	16.7
4. Definitely born in another country	4.3	5.1	5.8	5.9	5.3	5.6
-6. Not asked, unit nonresponse (no Post-election interview)	5.9	5.6	3.4	3.5	4.2	4.2
-7. Deleted due to partial (Post-election) interview	0.1	0.1	3.9	4.1	2.6	2.7
-8. Don't know	9.4	9.7	0.0	0.0	3.3	3.4
-9. Refused	0.3	0.4	0.6	0.9	0.5	0.7

nonmain_endlife

Label: Does Health Care Act authorize end-of-life decision
Position: Post election survey, section-item no. 157-2
Description: Nonmainstream mass public allegations
Question: Does the health care law passed in 2010 definitely authorize government panels to make end-of-life decisions for people on Medicare, probably authorize government panels to make end-of-life decisions for people on Medicare, probably not authorize government panels to make end-of-life decisions for people on Medicare, or definitely not authorize government panels to make end-of-life decisions for people on Medicare?
Source: Respondent

Unweighted Frequencies

	F2F	Web	Total
1. Definitely authorizes	137	375	512
2. Probably authorizes	388	1056	1444
3. Probably does not authorize	429	1027	1456
4. Definitely does not authorize	516	1069	1585
-6. Not asked, unit nonresponse (no Post-election interview)	121	130	251
-7. Deleted due to partial (Post-election) interview	3	149	152
-8. Don't know	458	0	458
-9. Refused	4	54	58

Weighted Percentages

	F2F		Web		Total	
	Raw	Weights	Raw	Weights	Raw	Weights
1. Definitely authorizes	6.7	6.2	9.7	9.1	8.7	8.1
2. Probably authorizes	18.9	19.3	27.4	29.4	24.4	25.9
3. Probably does not authorize	20.9	22.9	26.6	27.9	24.6	26.1
4. Definitely does not authorize	25.1	24.4	27.7	24.2	26.8	24.3
-6. Not asked, unit nonresponse (no Post-election interview)	5.9	5.6	3.4	3.5	4.2	4.2
-7. Deleted due to partial (Post-election) interview	0.1	0.1	3.9	4.1	2.6	2.7
-8. Don't know	22.3	21.3	0.0	0.0	7.7	7.4
-9. Refused	0.2	0.1	1.4	1.9	1.0	1.3

nonmain_govt911

Label: DId the U.S. government know about 9/11 in advance
Position: Post election survey, section-item no. 157-3
Description: Nonmainstream mass public allegations
Question: Did senior federal government officials definitely know about the terrorist attacks on September 11, 2001 before they happened, probably knew about the terrorist attacks on September 11, 2001 before they happened, probably did not know about the terrorist attacks on September 11, 2001 before they happened, or definitely did not know about the terrorist attacks on September 11, 2001 before they happened?
Source: Respondent

Unweighted Frequencies

	F2F	Web	Total
1. Definitely knew	216	326	542
2. Probably knew	571	1011	1582
3. Probably did not know	585	1453	2038
4. Definitely did not know	445	771	1216
-6. Not asked, unit nonresponse (no Post-election interview)	121	130	251
-7. Deleted due to partial (Post-election) interview	3	149	152
-8. Don't know	110	0	110
-9. Refused	5	20	25

Weighted Percentages

	F2F		Web		Total	
	Raw	Weights	Raw	Weights	Raw	Weights
1. Definitely knew	10.5	10.1	8.4	9.2	9.2	9.5
2. Probably knew	27.8	25.3	26.2	27.0	26.7	26.4
3. Probably did not know	28.5	31.3	37.6	37.7	34.4	35.5
4. Definitely did not know	21.6	23.1	20.0	17.8	20.6	19.6
-6. Not asked, unit nonresponse (no Post-election interview)	5.9	5.6	3.4	3.5	4.2	4.2
-7. Deleted due to partial (Post-election) interview	0.1	0.1	3.9	4.1	2.6	2.7
-8. Don't know	5.4	4.1	0.0	0.0	1.9	1.4
-9. Refused	0.2	0.4	0.5	0.7	0.4	0.6

nonmain_bias

Label: Does the Administration favor blacks or whites
Position: Post election survey, section-item no. 157-4
Description: Nonmainstream mass public allegations
Question: Do the policies of the Obama administration favor whites over blacks, favor blacks over whites, or do they treat both groups the same?
Source: Respondent

Unweighted Frequencies

	F2F	Web	Total
1. Favors whites over blacks	50	70	120
2. Favors blacks over whites	187	977	1164
3. Treats both groups the same	1610	2510	4120
-6. Not asked, unit nonresponse (no Post-election interview)	121	130	251
-7. Deleted due to partial (Post-election) interview	3	149	152
-8. Don't know	77	0	77
-9. Refused	8	24	32

Weighted Percentages						
	F2F		Web		Total	
	Raw	Weights	Raw	Weights	Raw	Weights
1. Favors whites over blacks	2.4	2.2	1.8	1.7	2.0	1.9
2. Favors blacks over whites	9.1	13.3	25.3	26.6	19.7	22.0
3. Treats both groups the same	78.3	74.9	65.0	63.2	69.6	67.2
-6. Not asked, unit nonresponse (no Post-election interview)	5.9	5.6	3.4	3.5	4.2	4.2
-7. Deleted due to partial (Post-election) interview	0.1	0.1	3.9	4.1	2.6	2.7
-8. Don't know	3.7	3.4	0.0	0.0	1.3	1.2
-9. Refused	0.4	0.5	0.6	1.0	0.5	0.8

nonmain_hurric

Label: Did the govt direct Katrina flooding into poor areas
Position: Post election survey, section-item no. 157-5
Description: Nonmainstream mass public allegations
Question: Some people say that when Hurricane Katrina hit the Gulf Coast in the summer of 2005, the federal government intentionally breached flood levees in New Orleans so that poor neighborhoods would be flooded and middle-class neighborhoods would be spared. Do you think the federal government definitely did this, probably did this, probably did not do this, or definitely did not do this?
Source: Respondent

Unweighted Frequencies

	F2F	Web	Total
1. Definitely did this	67	94	161
2. Probably did this	266	498	764
3. Probably did not do this	664	1361	2025
4. Definitely did not do this	783	1602	2385
-6. Not asked, unit nonresponse (no Post-election interview)	121	130	251
-7. Deleted due to partial (Post-election) interview	3	149	152
-8. Don't know	148	0	148
-9. Refused	4	26	30

Weighted Percentages

	F2F		Web		Total	
	Raw	Weights	Raw	Weights	Raw	Weights
1. Definitely did this	3.3	2.5	2.4	2.5	2.7	2.5
2. Probably did this	12.9	10.1	12.9	14.2	12.9	12.8
3. Probably did not do this	32.3	32.6	35.3	35.3	34.2	34.3
4. Definitely did not do this	38.1	42.7	41.5	39.5	40.3	40.6
-6. Not asked, unit nonresponse (no Post-election interview)	5.9	5.6	3.4	3.5	4.2	4.2
-7. Deleted due to partial (Post-election) interview	0.1	0.1	3.9	4.1	2.6	2.7
-8. Don't know	7.2	6.3	0.0	0.0	2.5	2.2
-9. Refused	0.2	0.1	0.7	0.9	0.5	0.6

cses_exphlth

Label: CSES: Public expenditure Health
Position: Post election survey, section-item no. 159-1.1
Description: Comparative Study of Electoral Systems
Question: Thinking about public expenditure on HEALTH, should there be [much more than now, somewhat more than now, the same as now, somewhat less than now, or much less than now / much less than now, somewhat less than now, the same as now, somewhat more than now, or much more than now]?
Logic: All CSES expenditure questions are forward/ reverse although not unipolar.
Web Logic: Online, for all CSES expenditure questions, set the expenditure area (health, welfare benefits, Social Security, etc.) in lower case boldface.
Source: Respondent

Unweighted Frequencies

	F2F	Web	Total
1. Much more than now	279	348	627
2. Somewhat more than now	615	987	1602
3. The same as now	575	1371	1946
4. Somewhat less than now	282	551	833
5. Much less than now	122	310	432
-6. Not asked, unit nonresponse (no Post-election interview)	121	130	251
-7. Deleted due to partial (Post-election) interview	3	149	152
-8. Don't know	52	0	52
-9. Refused	7	14	21

	Weighted Percentages					
	F2F		Web		Total	
	Raw	Weights	Raw	Weights	Raw	Weights
1. Much more than now	13.6	10.2	9.0	8.7	10.6	9.2
2. Somewhat more than now	29.9	28.6	25.6	24.2	27.1	25.7
3. The same as now	28.0	31.0	35.5	36.1	32.9	34.3
4. Somewhat less than now	13.7	15.4	14.3	14.6	14.1	14.9
5. Much less than now	5.9	6.8	8.0	8.1	7.3	7.7
-6. Not asked, unit nonresponse (no Post-election interview)	5.9	5.6	3.4	3.5	4.2	4.2
-7. Deleted due to partial (Post-election) interview	0.1	0.1	3.9	4.1	2.6	2.7
-8. Don't know	2.5	2.1	0.0	0.0	0.9	0.7
-9. Refused	0.3	0.2	0.4	0.7	0.4	0.5

cses_expeduc

Label: CSES: Public expenditure: education
Position: Post election survey, section-item no. 159-1.2
Description: Comparative Study of Electoral Systems
Question: Thinking about public expenditure on EDUCATION, should there be [much more than now, somewhat more than now, the same as now, somewhat less than now, or much less than now / much less than now, somewhat less than now, the same as now, somewhat more than now, or much more than now]?
Source: Respondent

Unweighted Frequencies

	F2F	Web	Total
1. Much more than now	685	752	1437
2. Somewhat more than now	693	1255	1948
3. The same as now	363	1059	1422
4. Somewhat less than now	117	310	427
5. Much less than now	54	194	248
-6. Not asked, unit nonresponse (no Post-election interview)	121	130	251
-7. Deleted due to partial (Post-election) interview	3	149	152
-8. Don't know	19	0	19
-9. Refused	1	11	12

	Weighted Percentages					
	F2F		Web		Total	
	Raw	Weights	Raw	Weights	Raw	Weights
1. Much more than now	33.3	26.5	19.5	19.1	24.3	21.6
2. Somewhat more than now	33.7	35.2	32.5	32.4	32.9	33.4
3. The same as now	17.7	22.1	27.4	28.0	24.0	25.9
4. Somewhat less than now	5.7	6.9	8.0	7.8	7.2	7.5
5. Much less than now	2.6	2.8	5.0	4.7	4.2	4.0
-6. Not asked, unit nonresponse (no Post-election interview)	5.9	5.6	3.4	3.5	4.2	4.2
-7. Deleted due to partial (Post-election) interview	0.1	0.1	3.9	4.1	2.6	2.7
-8. Don't know	0.9	0.7	0.0	0.0	0.3	0.3
-9. Refused	0.0	0.0	0.3	0.6	0.2	0.4

cses_expunemp

Label: CSES: Public expenditure: unemployment benefits
Position: Post election survey, section-item no. 159-1.3
Description: Comparative Study of Electoral Systems
Question: Thinking about public expenditure on UNEMPLOYMENT BENEFITS, should there be -- ([much more than now, somewhat more than now, the same as now, somewhat less than now, or much less than now / much less than now, somewhat less than now, the same as now, somewhat more than now, or much more than now])?
Source: Respondent

Unweighted Frequencies

	F2F	Web	Total
1. Much more than now	234	206	440
2. Somewhat more than now	387	590	977
3. The same as now	815	1624	2439
4. Somewhat less than now	327	755	1082
5. Much less than now	128	394	522
-6. Not asked, unit nonresponse (no Post-election interview)	121	130	251
-7. Deleted due to partial (Post-election) interview	3	149	152
-8. Don't know	38	0	38
-9. Refused	3	12	15

	Weighted Percentages					
	F2F		Web		Total	
	Raw	Weights	Raw	Weights	Raw	Weights
1. Much more than now	11.4	7.6	5.3	5.5	7.4	6.2
2. Somewhat more than now	18.8	14.8	15.3	14.8	16.5	14.8
3. The same as now	39.6	44.0	42.1	41.1	41.2	42.1
4. Somewhat less than now	15.9	19.2	19.6	20.1	18.3	19.8
5. Much less than now	6.2	6.8	10.2	10.3	8.8	9.1
-6. Not asked, unit nonresponse (no Post-election interview)	5.9	5.6	3.4	3.5	4.2	4.2
-7. Deleted due to partial (Post-election) interview	0.1	0.1	3.9	4.1	2.6	2.7
-8. Don't know	1.8	1.5	0.0	0.0	0.6	0.5
-9. Refused	0.1	0.3	0.3	0.6	0.3	0.5

cses_expdef

Label: CSES: Public expenditure: defense
Position: Post election survey, section-item no. 159-1.4
Description: Comparative Study of Electoral Systems
Question: Thinking about public expenditure on DEFENSE, should there be -- ([much more than now, somewhat more than now, the same as now, somewhat less than now, or much less than now) / much less than now, somewhat less than now, the same as now, somewhat more than now, or much more than now])?
Source: Respondent

Unweighted Frequencies

	F2F	Web	Total
1. Much more than now	229	260	489
2. Somewhat more than now	391	679	1070
3. The same as now	737	1418	2155
4. Somewhat less than now	363	829	1192
5. Much less than now	161	383	544
-6. Not asked, unit nonresponse (no Post-election interview)	121	130	251
-7. Deleted due to partial (Post-election) interview	3	149	152
-8. Don't know	51	0	51
-9. Refused	0	12	12

	Weighted Percentages					
	F2F		Web		Total	
	Raw	Weights	Raw	Weights	Raw	Weights
1. Much more than now	11.1	8.9	6.7	7.2	8.3	7.8
2. Somewhat more than now	19.0	20.1	17.6	17.4	18.1	18.4
3. The same as now	35.8	37.4	36.7	38.4	36.4	38.1
4. Somewhat less than now	17.7	19.0	21.5	19.6	20.1	19.4
5. Much less than now	7.8	6.9	9.9	9.3	9.2	8.5
-6. Not asked, unit nonresponse (no Post-election interview)	5.9	5.6	3.4	3.5	4.2	4.2
-7. Deleted due to partial (Post-election) interview	0.1	0.1	3.9	4.1	2.6	2.7
-8. Don't know	2.5	1.9	0.0	0.0	0.9	0.7
-9. Refused	0.0	0.0	0.3	0.6	0.2	0.4

cses_expss

Label: CSES: Public expenditure: pensions
Position: Post election survey, section-item no. 159-1.5
Description: Comparative Study of Electoral Systems
Question: Thinking about public expenditure on SOCIAL SECURITY, should there be -- ([much more than now, somewhat more than now, the same as now, somewhat less than now, or much less than now / much less than now, somewhat less than now, the same as now, somewhat more than now, or much more than now])?
Source: Respondent

Unweighted Frequencies

	F2F	Web	Total
1. Much more than now	365	431	796
2. Somewhat more than now	586	1084	1670
3. The same as now	794	1666	2460
4. Somewhat less than now	88	291	379
5. Much less than now	44	96	140
-6. Not asked, unit nonresponse (no Post-election interview)	121	130	251
-7. Deleted due to partial (Post-election) interview	3	149	152
-8. Don't know	52	0	52
-9. Refused	3	13	16

	Weighted Percentages					
	F2F		Web		Total	
	Raw	Weights	Raw	Weights	Raw	Weights
1. Much more than now	17.8	13.4	11.2	11.6	13.5	12.2
2. Somewhat more than now	28.5	26.2	28.1	27.4	28.2	27.0
3. The same as now	38.6	46.1	43.2	41.8	41.6	43.3
4. Somewhat less than now	4.3	4.7	7.5	8.1	6.4	6.9
5. Much less than now	2.1	1.4	2.5	2.9	2.4	2.4
-6. Not asked, unit nonresponse (no Post-election interview)	5.9	5.6	3.4	3.5	4.2	4.2
-7. Deleted due to partial (Post-election) interview	0.1	0.1	3.9	4.1	2.6	2.7
-8. Don't know	2.5	2.3	0.0	0.0	0.9	0.8
-9. Refused	0.1	0.1	0.3	0.6	0.3	0.4

cses_expbusind

Label: CSES: Public expenditure: business and industry
Position: Post election survey, section-item no. 159-1.6
Description: Comparative Study of Electoral Systems
Question: Thinking about public expenditure on BUSINESS AND INDUSTRY, should there be -- ([much more than now, somewhat more than now, the same as now, somewhat less than now, or much less than now / much less than now, somewhat less than now, the same as now, somewhat more than now, or much more than now])?
Source: Respondent

Unweighted Frequencies

	F2F	Web	Total
1. Much more than now	138	137	275
2. Somewhat more than now	339	586	925
3. The same as now	730	1340	2070
4. Somewhat less than now	476	1025	1501
5. Much less than now	149	480	629
-6. Not asked, unit nonresponse (no Post-election interview)	121	130	251
-7. Deleted due to partial (Post-election) interview	3	149	152
-8. Don't know	97	0	97
-9. Refused	3	13	16

	Weighted Percentages					
	F2F		Web		Total	
	Raw	Weights	Raw	Weights	Raw	Weights
1. Much more than now	6.7	4.9	3.5	4.0	4.6	4.3
2. Somewhat more than now	16.5	15.6	15.2	16.2	15.6	16.0
3. The same as now	35.5	34.9	34.7	34.7	35.0	34.7
4. Somewhat less than now	23.2	27.0	26.6	25.2	25.4	25.8
5. Much less than now	7.2	7.2	12.4	11.8	10.6	10.2
-6. Not asked, unit nonresponse (no Post-election interview)	5.9	5.6	3.4	3.5	4.2	4.2
-7. Deleted due to partial (Post-election) interview	0.1	0.1	3.9	4.1	2.6	2.7
-8. Don't know	4.7	4.5	0.0	0.0	1.6	1.6
-9. Refused	0.1	0.2	0.3	0.6	0.3	0.5

cses_exppolc

Label: CSES: Public expenditure: police and law enforcement
Position: Post election survey, section-item no. 159-1.7
Description: Comparative Study of Electoral Systems
Question: Thinking about public expenditure on POLICE AND LAW ENFORCEMENT, should there be -- ([much more than now, somewhat more than now, the same as now, somewhat less than now, or much less than now / much less than now, somewhat less than now, the same as now, somewhat more than now, or much more than now])?
Source: Respondent

Unweighted Frequencies

	F2F	Web	Total
1. Much more than now	287	272	559
2. Somewhat more than now	609	1071	1680
3. The same as now	821	1822	2643
4. Somewhat less than now	136	310	446
5. Much less than now	45	92	137
-6. Not asked, unit nonresponse (no Post-election interview)	121	130	251
-7. Deleted due to partial (Post-election) interview	3	149	152
-8. Don't know	33	0	33
-9. Refused	1	14	15

	Weighted Percentages					
	F2F		Web		Total	
	Raw	Weights	Raw	Weights	Raw	Weights
1. Much more than now	14.0	10.4	7.0	7.1	9.4	8.3
2. Somewhat more than now	29.6	31.0	27.7	27.0	28.4	28.4
3. The same as now	39.9	44.2	47.2	46.7	44.7	45.8
4. Somewhat less than now	6.6	5.4	8.0	8.7	7.5	7.5
5. Much less than now	2.2	2.0	2.4	2.4	2.3	2.2
-6. Not asked, unit nonresponse (no Post-election interview)	5.9	5.6	3.4	3.5	4.2	4.2
-7. Deleted due to partial (Post-election) interview	0.1	0.1	3.9	4.1	2.6	2.7
-8. Don't know	1.6	1.2	0.0	0.0	0.6	0.4
-9. Refused	0.0	0.0	0.4	0.7	0.3	0.4

cses_expwelf

Label: CSES: Public expenditure: welfare benefits
Position: Post election survey, section-item no. 159-1.8
Description: Comparative Study of Electoral Systems
Question: Thinking about public expenditure on WELFARE BENEFITS, should there be -- ([much more than now, somewhat more than now, the same as now, somewhat less than now, or much less than now / much less than now, somewhat less than now, the same as now, somewhat more than now, or much more than now])?
Source: Respondent

Unweighted Frequencies

	F2F	Web	Total
1. Much more than now	123	112	235
2. Somewhat more than now	260	360	620
3. The same as now	741	1280	2021
4. Somewhat less than now	521	1052	1573
5. Much less than now	232	765	997
-6. Not asked, unit nonresponse (no Post-election interview)	121	130	251
-7. Deleted due to partial (Post-election) interview	3	149	152
-8. Don't know	54	0	54
-9. Refused	1	12	13

	Weighted Percentages					
	F2F		Web		Total	
	Raw	Weights	Raw	Weights	Raw	Weights
1. Much more than now	6.0	3.5	2.9	3.3	4.0	3.4
2. Somewhat more than now	12.6	10.0	9.3	8.6	10.5	9.1
3. The same as now	36.0	35.1	33.2	33.4	34.2	34.0
4. Somewhat less than now	25.3	30.6	27.3	25.6	26.6	27.4
5. Much less than now	11.3	12.7	19.8	20.8	16.9	18.0
-6. Not asked, unit nonresponse (no Post-election interview)	5.9	5.6	3.4	3.5	4.2	4.2
-7. Deleted due to partial (Post-election) interview	0.1	0.1	3.9	4.1	2.6	2.7
-8. Don't know	2.6	2.3	0.0	0.0	0.9	0.8
-9. Refused	0.0	0.0	0.3	0.6	0.2	0.4

cses_impstdliv

Label: CSES: CSES: Improving standard of living
Position: Post election survey, section-item no. 159-2
Description: Comparative Study of Electoral Systems
Question: Over the next ten years or so, how likely or unlikely is it that you will improve your standard of living? Very likely, somewhat likely, somewhat unlikely, or very unlikely?
Source: Respondent

Unweighted Frequencies

	F2F	Web	Total
1. Very likely	700	560	1260
2. Somewhat likely	771	1410	2181
4. Somewhat unlikely	258	1064	1322
5. Very unlikely	171	539	710
-6. Not asked, unit nonresponse (no Post-election interview)	121	130	251
-7. Deleted due to partial (Post-election) interview	3	149	152
-8. Don't know	30	0	30
-9. Refused	2	8	10

Weighted Percentages

	F2F		Web		Total	
	Raw	Weights	Raw	Weights	Raw	Weights
1. Very likely	34.0	27.6	14.5	15.7	21.3	19.8
2. Somewhat likely	37.5	37.6	36.5	38.1	36.9	37.9
4. Somewhat unlikely	12.5	17.3	27.6	25.8	22.3	22.8
5. Very unlikely	8.3	10.3	14.0	12.5	12.0	11.7
-6. Not asked, unit nonresponse (no Post-election interview)	5.9	5.6	3.4	3.5	4.2	4.2
-7. Deleted due to partial (Post-election) interview	0.1	0.1	3.9	4.1	2.6	2.7
-8. Don't know	1.5	1.4	0.0	0.0	0.5	0.5
-9. Refused	0.1	0.1	0.2	0.3	0.2	0.3

cses_econ

Label: CSES: State of economy
 Position: Post election survey, section-item no. 159-3
 Description: Comparative Study of Electoral Systems
 Question: Would you say that over the past twelve months, the state of the economy in the United States has gotten better, stayed about the same, or gotten worse?
 Source: Respondent

Unweighted Frequencies

	F2F	Web	Total
1. Gotten better	610	1140	1750
2. Stayed the same	770	1191	1961
3. Gotten worse	532	1245	1777
-6. Not asked, unit nonresponse (no Post-election interview)	121	130	251
-7. Deleted due to partial (Post-election) interview	3	149	152
-8. Don't know	20	0	20
-9. Refused	0	5	5

Weighted Percentages

	F2F		Web		Total	
	Raw	Weights	Raw	Weights	Raw	Weights
1. Gotten better	29.7	28.6	29.5	26.6	29.6	27.3
2. Stayed the same	37.5	33.6	30.9	32.3	33.1	32.8
3. Gotten worse	25.9	31.3	32.3	33.3	30.0	32.6
-6. Not asked, unit nonresponse (no Post-election interview)	5.9	5.6	3.4	3.5	4.2	4.2
-7. Deleted due to partial (Post-election) interview	0.1	0.1	3.9	4.1	2.6	2.7
-8. Don't know	1.0	0.8	0.0	0.0	0.3	0.3
-9. Refused	0.0	0.0	0.1	0.3	0.1	0.2

cses_econb

Label: CSES: State of economy better
 Position: Post election survey, section-item no. 159-3.1
 Description: Comparative Study of Electoral Systems
 Question: Would you say much better or somewhat better?
 Universe: IF R SAYS U.S. ECONOMY HAS GOTTEN BETTER:
 Logic: Ask if CSES ECON=1, else skip
 Web Logic: Online, bank with CSES ECON.
 Source: Respondent

Unweighted Frequencies

	F2F	Web	Total
1. Much better	69	174	243
2. Somewhat better	541	965	1506
-1. Inapplicable	1322	2441	3763
-6. Not asked, unit nonresponse (no Post-election interview)	121	130	251
-7. Deleted due to partial (Post-election) interview	3	149	152
-9. Refused	0	1	1

Weighted Percentages

	F2F		Web		Total	
	Raw	Weights	Raw	Weights	Raw	Weights
1. Much better	3.4	2.1	4.5	3.9	4.1	3.3
2. Somewhat better	26.3	26.5	25.0	22.7	25.5	24.0
-1. Inapplicable	64.3	65.7	63.2	65.8	63.6	65.8
-6. Not asked, unit nonresponse (no Post-election interview)	5.9	5.6	3.4	3.5	4.2	4.2
-7. Deleted due to partial (Post-election) interview	0.1	0.1	3.9	4.1	2.6	2.7

cses_econw

Label: CSES: State of economy worse
 Position: Post election survey, section-item no. 159-3.2
 Description: Comparative Study of Electoral Systems
 Question: Would you say much worse or somewhat worse?
 Universe: IF R SAYS U.S. ECONOMY HAS GOTTEN WORSE:
 Logic: Ask if CSES ECON=3, else skip
 Web Logic: Online, bank with CSES ECON.
 Source: Respondent

Unweighted Frequencies

	F2F	Web	Total
1. Much worse	206	631	837
2. Somewhat worse	326	614	940
-1. Inapplicable	1400	2336	3736
-6. Not asked, unit nonresponse (no Post-election interview)	121	130	251
-7. Deleted due to partial (Post-election) interview	3	149	152

Weighted Percentages

	F2F		Web		Total	
	Raw	Weights	Raw	Weights	Raw	Weights
1. Much worse	10.0	13.9	16.3	16.6	14.1	15.7
2. Somewhat worse	15.9	17.4	15.9	16.6	15.9	16.9
-1. Inapplicable	68.1	63.0	60.5	59.2	63.2	60.5
-6. Not asked, unit nonresponse (no Post-election interview)	5.9	5.6	3.4	3.5	4.2	4.2
-7. Deleted due to partial (Post-election) interview	0.1	0.1	3.9	4.1	2.6	2.7

cses_govtact

Label: CSES: Govt action income inequality
Position: Post election survey, section-item no. 159-4
Description: Comparative Study of Electoral Systems
Question: Please say to what extent you agree or disagree with the following statement: 'The government should take measures to reduce differences in income levels.' Do you [AGREE STRONGLY, AGREE SOMEWHAT, NEITHER AGREE NOR DISAGREE, DISAGREE SOMEWHAT, or DISAGREE STRONGLY / DISAGREE STRONGLY, DISAGREE SOMEWHAT, NEITHER AGREE NOR DISAGREE, AGREE SOMEWHAT, or AGREE STRONGLY] with this statement?
Logic: This question is forward/reverse although not unipolar.
Source: Respondent

Unweighted Frequencies

	F2F	Web	Total
1. Agree strongly	228	291	519
2. Agree Somewhat	481	649	1130
3. Neither agree nor disagree	450	984	1434
4. Disagree Somewhat	309	575	884
5. Disagree strongly	404	1075	1479
-6. Not asked, unit nonresponse (no Post-election interview)	121	130	251
-7. Deleted due to partial (Post-election) interview	3	149	152
-8. Don't know	59	0	59
-9. Refused	1	7	8

Weighted Percentages

	F2F		Web		Total	
	Raw	Weights	Raw	Weights	Raw	Weights
1. Agree strongly	11.1	6.6	7.5	7.8	8.8	7.4
2. Agree Somewhat	23.4	20.0	16.8	18.0	19.1	18.7
3. Neither agree nor disagree	21.9	20.9	25.5	25.9	24.2	24.2
4. Disagree Somewhat	15.0	17.0	14.9	14.4	14.9	15.3
5. Disagree strongly	19.6	27.3	27.8	26.0	25.0	26.4
-6. Not asked, unit nonresponse (no Post-election interview)	5.9	5.6	3.4	3.5	4.2	4.2
-7. Deleted due to partial (Post-election) interview	0.1	0.1	3.9	4.1	2.6	2.7
-8. Don't know	2.9	2.4	0.0	0.0	1.0	0.8
-9. Refused	0.0	0.1	0.2	0.4	0.1	0.3

cses_diffpower

Label: CSES: 5pt scale: make a difference who is in power
Position: Post election survey, section-item no. 159-7
Description: Comparative Study of Electoral Systems
Question: Please look at page [preload: postpg k] in the booklet. Some people say that IT DOESN'T MAKE ANY DIFFERENCE who is in power. Others say that IT MAKES A BIG DIFFERENCE who is in power. Using the scale in the booklet, (where ONE means that it doesn't make any difference who is in power and FIVE means that it makes a big difference who is in power), where would you place yourself?
Web Logic: Online, omit the booklet reference in the first line. Change 'Using the scale in the booklet' to 'Using the scale below' Show numbers on all five scale points in the response options.
Source: Respondent

Unweighted Frequencies

	F2F	Web	Total
1	115	292	407
2	109	314	423
3	374	833	1207
4	542	931	1473
5	767	1202	1969
-6	121	130	251
-7	3	149	152
-8	23	0	23
-9	2	9	11

Weighted Percentages

	F2F		Web		Total	
	Raw	Weights	Raw	Weights	Raw	Weights
1	5.6	5.3	7.6	7.9	6.9	7.0
2	5.3	6.0	8.1	8.3	7.2	7.5
3	18.2	18.1	21.6	23.0	20.4	21.3
4	26.4	31.1	24.1	23.5	24.9	26.1
5	37.3	32.6	31.1	29.3	33.3	30.4
-6	5.9	5.6	3.4	3.5	4.2	4.2
-7	0.1	0.1	3.9	4.1	2.6	2.7
-8	1.1	1.0	0.0	0.0	0.4	0.4
-9	0.1	0.1	0.2	0.4	0.2	0.3

cses_diffvote

Label: CSES: 5pt scale: make a difference who one votes for
Position: Post election survey, section-item no. 159-8
Description: Comparative Study of Electoral Systems
Question: Now turning to page [preload: postpg m] in the booklet. Some people say that no matter who people vote for, IT WON'T MAKE ANY DIFFERENCE to what happens. Others say that who people vote for CAN MAKE A BIG DIFFERENCE to what happens. Using the scale in the booklet, (where ONE means that voting won't make any difference to what happens and FIVE means that voting can make a big difference), where would you place yourself?
Web Logic: Online, omit the booklet reference in the first line. Change 'Using the scale in the booklet' to 'Using the scale below'. Show numbers on all five scale points in the response options.
Source: Respondent

Unweighted Frequencies

	F2F	Web	Total
1	90	250	340
2	66	328	394
3	284	800	1084
4	498	833	1331
5	980	1360	2340
-6	121	130	251
-7	3	149	152
-8	13	0	13
-9	1	10	11

Weighted Percentages

	F2F		Web		Total	
	Raw	Weights	Raw	Weights	Raw	Weights
1	4.4	4.0	6.5	6.7	5.7	5.7
2	3.2	3.5	8.5	9.9	6.7	7.7
3	13.8	14.9	20.7	22.1	18.3	19.6
4	24.2	29.3	21.6	20.3	22.5	23.4
5	47.7	41.9	35.2	33.0	39.6	36.1
-6	5.9	5.6	3.4	3.5	4.2	4.2
-7	0.1	0.1	3.9	4.1	2.6	2.7
-8	0.6	0.6	0.0	0.0	0.2	0.2
-9	0.0	0.1	0.3	0.5	0.2	0.3

cses_dptylike

Label: CSES: 10pt scale: like-dislike Democratic Party
Position: Post election survey, section-item no. 159-9.1
Description: Comparative Study of Electoral Systems
Question: Please turn to page [preload: postpg n] of the booklet. I'd like to know what you think about our political parties. After I read the name of a political party, please rate it on a scale from 0 to 10, where 0 means you strongly dislike that party and 10 means that you strongly like that party. If I come to a party you haven't heard of or you feel you do not know enough about, just say so. The first party is the DEMOCRATIC PARTY.
Web Logic: Online, number each response option 0 to 10. Render the question text as follows: We would like to know what you think about our political parties. Please rate each political party on a scale from 0 to 10, where 0 means you strongly dislike that party and 10 means that you strongly like that party. If we come to a party you haven't heard of or you feel you do not know enough about, you don't have to answer. The first party is the DEMOCRATIC PARTY.
Source: Respondent

Unweighted Frequencies

	F2F	Web	Total
0	75	439	514
1	37	187	224
2	84	259	343
3	111	290	401
4	124	199	323
5	246	514	760
6	105	239	344
7	204	355	559
8	251	458	709
9	162	174	336
10	478	448	926
-2	6	0	6
-6	121	130	251
-7	3	149	152
-8	44	0	44
-9	5	19	24

Weighted Percentages

	F2F		Web		Total	
	Raw	Weights	Raw	Weights	Raw	Weights
0	3.6	4.8	11.4	11.3	8.7	9.1
1	1.8	3.0	4.8	4.6	3.8	4.0
2	4.1	6.6	6.7	7.3	5.8	7.0
3	5.4	8.4	7.5	8.7	6.8	8.6
4	6.0	7.2	5.2	5.9	5.5	6.4
5	12.0	14.5	13.3	13.9	12.8	14.1
6	5.1	5.9	6.2	6.4	5.8	6.2
7	9.9	10.1	9.2	8.3	9.4	8.9
8	12.2	10.2	11.9	11.2	12.0	10.8
9	7.9	6.6	4.5	3.9	5.7	4.8
10	23.2	14.4	11.6	10.3	15.7	11.7
-2	0.3	0.3	0.0	0.0	0.1	0.1
-6	5.9	5.6	3.4	3.5	4.2	4.2
-7	0.1	0.1	3.9	4.1	2.6	2.7
-8	2.1	2.0	0.0	0.0	0.7	0.7
-9	0.2	0.3	0.5	0.8	0.4	0.6

cses_rptylike

Label: CSES: 10pt scale: like-dislike Republican Party
Position: Post election survey, section-item no. 159-9.2
Description: Comparative Study of Electoral Systems
Question: Using the same scale, where would you place the REPUBLICAN PARTY?
Web Logic: Online, number each response option 0 to 10.
Source: Respondent

Unweighted Frequencies

	F2F	Web	Total
0	253	523	776
1	104	276	380
2	164	342	506
3	207	360	567
4	186	324	510
5	378	572	950
6	166	294	460
7	142	315	457
8	149	285	434
9	73	127	200
10	54	147	201
-2	5	0	5
-6	121	130	251
-7	3	149	152
-8	46	0	46
-9	5	16	21

Weighted Percentages

	F2F		Web		Total	
	Raw	Weights	Raw	Weights	Raw	Weights
0	12.3	7.9	13.5	13.2	13.1	11.4
1	5.1	4.2	7.2	6.3	6.4	5.6
2	8.0	7.7	8.9	8.1	8.6	7.9
3	10.1	7.8	9.3	8.8	9.6	8.5
4	9.0	9.1	8.4	8.6	8.6	8.8
5	18.4	17.6	14.8	15.7	16.1	16.4
6	8.1	9.1	7.6	7.9	7.8	8.3
7	6.9	9.7	8.2	8.5	7.7	8.9
8	7.2	10.8	7.4	7.7	7.3	8.8
9	3.6	5.1	3.3	3.0	3.4	3.7
10	2.6	3.0	3.8	3.8	3.4	3.5
-2	0.2	0.2	0.0	0.0	0.1	0.1
-6	5.9	5.6	3.4	3.5	4.2	4.2
-7	0.1	0.1	3.9	4.1	2.6	2.7
-8	2.2	1.9	0.0	0.0	0.8	0.7
-9	0.2	0.3	0.4	0.7	0.4	0.6

cses_rpclike

Label: CSES: 10pt scale: like-dislike Republican Pres cand
Position: Post election survey, section-item no. 159-10.1
Description: Comparative Study of Electoral Systems
Question: And what do you think of the presidential candidates? After I read the name of a presidential candidate, please rate them on a scale from 0 to 10, where 0 means you strongly dislike that candidate and 10 means that you strongly like that candidate. If I come to a presidential candidate you haven't heard of or you feel you do not know enough about, just say so. The first is [preload: REP PCNAME]
Web Logic: Online, number each response option 0 to 10. Render the question text as follows: And what do you think of the presidential candidates? Please rate them on a scale from 0 to 10, where 0 means you strongly dislike that candidate and 10 means that you strongly like that candidate. If we name a presidential candidate you haven't heard of or you feel you do not know enough about, you don't have to answer the question. The first is [preload: REP PCNAME]
Source: Respondent

Unweighted Frequencies

	F2F	Web	Total
0	354	629	983
1	138	285	423
2	183	353	536
3	198	300	498
4	191	243	434
5	274	445	719
6	130	259	389
7	132	325	457
8	136	344	480
9	77	162	239
10	84	215	299
-2	1	0	1
-6	121	130	251
-7	3	149	152
-8	32	0	32
-9	2	21	23

Weighted Percentages

	F2F		Web		Total	
	Raw	Weights	Raw	Weights	Raw	Weights
0	17.2	11.6	16.3	16.1	16.6	14.5
1	6.7	5.6	7.4	7.0	7.2	6.5
2	8.9	8.1	9.1	8.6	9.1	8.4
3	9.6	8.5	7.8	7.5	8.4	7.9
4	9.3	8.1	6.3	6.3	7.3	6.9
5	13.3	12.7	11.5	12.1	12.2	12.3
6	6.3	8.1	6.7	6.7	6.6	7.2
7	6.4	9.7	8.4	8.8	7.7	9.1
8	6.6	9.5	8.9	9.3	8.1	9.3
9	3.7	5.7	4.2	3.5	4.0	4.2
10	4.1	5.4	5.6	5.7	5.1	5.6
-6	5.9	5.6	3.4	3.5	4.2	4.2
-7	0.1	0.1	3.9	4.1	2.6	2.7
-8	1.6	1.3	0.0	0.0	0.5	0.4
-9	0.1	0.1	0.5	0.9	0.4	0.7

cses_dpclike

Label: CSES: 10pt scale: like-dislike Democratic Pres cand
Position: Post election survey, section-item no. 159-10.2
Description: Comparative Study of Electoral Systems
Question: Using the same scale, where would you place [preload: DEM PC-NAME]?
Source: Respondent

Unweighted Frequencies

	F2F	Web	Total
0	121	665	786
1	61	214	275
2	91	210	301
3	93	181	274
4	85	188	273
5	165	298	463
6	103	191	294
7	144	277	421
8	242	422	664
9	234	310	544
10	575	611	1186
-2	1	0	1
-6	121	130	251
-7	3	149	152
-8	15	0	15
-9	2	14	16

Weighted Percentages

	F2F		Web		Total	
	Raw	Weights	Raw	Weights	Raw	Weights
0	5.9	8.5	17.2	17.0	13.3	14.1
1	3.0	4.6	5.5	5.8	4.6	5.4
2	4.4	7.2	5.4	5.7	5.1	6.3
3	4.5	6.7	4.7	5.3	4.6	5.8
4	4.1	5.8	4.9	5.2	4.6	5.4
5	8.0	10.5	7.7	8.7	7.8	9.3
6	5.0	4.8	4.9	5.4	5.0	5.2
7	7.0	7.6	7.2	7.3	7.1	7.4
8	11.8	11.0	10.9	9.4	11.2	10.0
9	11.4	8.9	8.0	7.4	9.2	7.9
10	28.0	17.9	15.8	14.5	20.0	15.7
-6	5.9	5.6	3.4	3.5	4.2	4.2
-7	0.1	0.1	3.9	4.1	2.6	2.7
-8	0.7	0.7	0.0	0.0	0.3	0.2
-9	0.1	0.1	0.4	0.7	0.3	0.5

cses_dptyleft

Label: CSES: 10pt scale: left-right Democratic Party
Position: Post election survey, section-item no. 159-11.1
Description: Comparative Study of Electoral Systems
Question: Please turn to page [preload: postpg p] of the booklet. In politics people sometimes talk of left and right. Where would you place the DEMOCRATIC PARTY on a scale from 0 to 10 where 0 means the left and 10 means the right?
Web Logic: Online, omit booklet reference. Show numbers 0 to 10 in response options.
Source: Respondent

Unweighted Frequencies

	F2F	Web	Total
0	197	630	827
1	82	292	374
2	195	471	666
3	181	458	639
4	130	300	430
5	174	644	818
6	67	142	209
7	116	149	265
8	138	147	285
9	98	72	170
10	285	218	503
-2	67	0	67
-6	121	130	251
-7	3	149	152
-8	196	0	196
-9	6	58	64

Weighted Percentages

	F2F		Web		Total	
	Raw	Weights	Raw	Weights	Raw	Weights
0	9.6	12.2	16.3	16.5	14.0	15.0
1	4.0	5.1	7.6	6.9	6.3	6.3
2	9.5	13.6	12.2	12.0	11.3	12.5
3	8.8	11.3	11.9	11.2	10.8	11.2
4	6.3	7.3	7.8	8.0	7.3	7.7
5	8.5	9.6	16.7	16.8	13.8	14.3
6	3.3	3.1	3.7	3.8	3.5	3.6
7	5.6	5.2	3.9	4.5	4.5	4.8
8	6.7	4.5	3.8	3.8	4.8	4.0
9	4.8	2.9	1.9	1.6	2.9	2.0
10	13.9	7.5	5.6	5.5	8.5	6.2
-2	3.3	2.2	0.0	0.0	1.1	0.7
-6	5.9	5.6	3.4	3.5	4.2	4.2
-7	0.1	0.1	3.9	4.1	2.6	2.7
-8	9.5	9.5	0.0	0.0	3.3	3.3
-9	0.3	0.3	1.5	2.0	1.1	1.4

cses_rptyleft

Label: CSES: 10pt scale: left-right Republican Party
Position: Post election survey, section-item no. 159-11.2
Description: Comparative Study of Electoral Systems
Question: Using the same scale, where would you place the REPUBLICAN PARTY?
Web Logic: Online, show numbers 0 to 10 in response options.
Source: Respondent

Unweighted Frequencies

	F2F	Web	Total
0	177	219	396
1	64	92	156
2	74	128	202
3	110	173	283
4	137	197	334
5	219	510	729
6	116	276	392
7	130	373	503
8	260	489	749
9	159	476	635
10	213	589	802
-2	68	0	68
-6	121	130	251
-7	3	149	152
-8	199	0	199
-9	6	59	65

Weighted Percentages

	F2F		Web		Total	
	Raw	Weights	Raw	Weights	Raw	Weights
0	8.6	4.6	5.7	5.8	6.7	5.4
1	3.1	1.6	2.4	2.0	2.6	1.9
2	3.6	2.6	3.3	3.9	3.4	3.4
3	5.4	3.6	4.5	4.1	4.8	3.9
4	6.7	5.2	5.1	5.7	5.6	5.6
5	10.7	11.2	13.2	15.1	12.3	13.7
6	5.6	5.6	7.2	7.4	6.6	6.8
7	6.3	8.5	9.7	9.1	8.5	8.9
8	12.6	16.9	12.7	11.7	12.7	13.5
9	7.7	10.0	12.3	11.0	10.7	10.6
10	10.4	12.3	15.3	14.7	13.6	13.9
-2	3.3	2.1	0.0	0.0	1.1	0.7
-6	5.9	5.6	3.4	3.5	4.2	4.2
-7	0.1	0.1	3.9	4.1	2.6	2.7
-8	9.7	9.6	0.0	0.0	3.4	3.3
-9	0.3	0.3	1.5	1.9	1.1	1.3

cses_selfleft

Label: CSES: 10pt scale: left-right self placement
Position: Post election survey, section-item no. 159-12
Description: Comparative Study of Electoral Systems
Question: Where would you place YOURSELF on this scale?
Web Logic: Online, show numbers 0 to 10 in response options.
Source: Respondent

Unweighted Frequencies

	F2F	Web	Total
0	36	70	106
1	23	74	97
2	59	173	232
3	61	218	279
4	117	245	362
5	477	1202	1679
6	190	331	521
7	173	376	549
8	171	347	518
9	114	185	299
10	265	309	574
-6	121	130	251
-7	3	149	152
-8	239	0	239
-9	7	51	58

Weighted Percentages

	F2F		Web		Total	
	Raw	Weights	Raw	Weights	Raw	Weights
0	1.8	1.4	1.8	1.7	1.8	1.6
1	1.1	1.2	1.9	1.8	1.6	1.6
2	2.9	3.3	4.5	4.1	3.9	3.8
3	3.0	3.3	5.6	5.6	4.7	4.8
4	5.7	5.7	6.3	6.1	6.1	6.0
5	23.2	25.7	31.1	31.3	28.4	29.3
6	9.2	11.1	8.6	8.0	8.8	9.1
7	8.4	9.8	9.7	10.5	9.3	10.2
8	8.3	8.2	9.0	8.7	8.8	8.5
9	5.5	5.2	4.8	4.3	5.1	4.6
10	12.9	9.0	8.0	8.5	9.7	8.7
-6	5.9	5.6	3.4	3.5	4.2	4.2
-7	0.1	0.1	3.9	4.1	2.6	2.7
-8	11.6	10.1	0.0	0.0	4.0	3.5
-9	0.3	0.3	1.3	2.0	1.0	1.4

cses_satisdem

Label: CSES: Satisfied with way democracy works in the U.S
Position: Post election survey, section-item no. 159-15
Description: Comparative Study of Electoral Systems
Question: On the whole, are you [VERY SATISFIED, FAIRLY SATISFIED, NOT VERY SATISFIED, or NOT AT ALL SATISFIED / NOT AT ALL SATISFIED, NOT VERY SATISFIED, FAIRLY SATISFIED, or VERY SATISFIED] with the way democracy works in the United States?
Source: Respondent

Unweighted Frequencies

	F2F	Web	Total
1. Very satisfied	348	330	678
2. Fairly satisfied	1150	1907	3057
3. Not very satisfied	282	1068	1350
4. Not satisfied at all	103	262	365
-6. Not asked, unit nonresponse (no Post-election interview)	121	130	251
-7. Deleted due to partial (Post-election) interview	3	149	152
-8. Don't know	44	0	44
-9. Refused	5	14	19

Weighted Percentages

	F2F		Web		Total	
	Raw	Weights	Raw	Weights	Raw	Weights
1. Very satisfied	16.9	15.1	8.5	7.6	11.5	10.2
2. Fairly satisfied	55.9	55.2	49.4	47.5	51.7	50.2
3. Not very satisfied	13.7	15.3	27.7	29.8	22.8	24.8
4. Not satisfied at all	5.0	6.6	6.8	6.8	6.2	6.7
-6. Not asked, unit nonresponse (no Post-election interview)	5.9	5.6	3.4	3.5	4.2	4.2
-7. Deleted due to partial (Post-election) interview	0.1	0.1	3.9	4.1	2.6	2.7
-8. Don't know	2.1	1.9	0.0	0.0	0.7	0.7
-9. Refused	0.2	0.2	0.4	0.6	0.3	0.5

cses_closepty

Label: CSES: Close to any political party
 Position: Post election survey, section-item no. 159-16
 Description: Comparative Study of Electoral Systems
 Question: Do you usually think of yourself as close to any particular party?
 Source: Respondent

Unweighted Frequencies

	F2F	Web	Total
1. Yes	1167	2010	3177
2. No	754	1562	2316
-6. Not asked, unit nonresponse (no Post-election interview)	121	130	251
-7. Deleted due to partial (Post-election) interview	3	149	152
-8. Don't know	10	0	10
-9. Refused	1	9	10

Weighted Percentages

	F2F		Web		Total	
	Raw	Weights	Raw	Weights	Raw	Weights
1. Yes	56.8	56.6	52.1	49.5	53.7	51.9
2. No	36.7	37.1	40.5	42.7	39.1	40.7
-6. Not asked, unit nonresponse (no Post-election interview)	5.9	5.6	3.4	3.5	4.2	4.2
-7. Deleted due to partial (Post-election) interview	0.1	0.1	3.9	4.1	2.6	2.7
-8. Don't know	0.5	0.5	0.0	0.0	0.2	0.2
-9. Refused	0.0	0.1	0.2	0.3	0.2	0.2

cses_ptymore

Label: CSES: Closer to one party
Position: Post election survey, section-item no. 159-16.1
Description: Comparative Study of Electoral Systems
Question: Do you feel yourself a little closer to one of the political parties than the others?
Universe: IF R DOES NOT THINK OF SELF OR DK IF THINKS OF SELF AS CLOSE TO A POLITICAL PARTY:
Logic: Ask if CSES CLOSEPTY in(2,DK), else skip
Source: Respondent

Unweighted Frequencies

	F2F	Web	Total
1. Yes	360	745	1105
2. No	392	817	1209
-1. Inapplicable	1168	2010	3178
-6. Not asked, unit nonresponse (no Post-election interview)	121	130	251
-7. Deleted due to partial (Post-election) interview	3	149	152
-8. Don't know	12	0	12
-9. Refused	0	9	9

Weighted Percentages

	F2F		Web		Total	
	Raw	Weights	Raw	Weights	Raw	Weights
1. Yes	17.5	19.3	19.3	19.7	18.7	19.5
2. No	19.1	17.9	21.2	23.0	20.4	21.2
-1. Inapplicable	56.8	56.7	52.1	49.5	53.7	52.0
-6. Not asked, unit nonresponse (no Post-election interview)	5.9	5.6	3.4	3.5	4.2	4.2
-7. Deleted due to partial (Post-election) interview	0.1	0.1	3.9	4.1	2.6	2.7
-8. Don't know	0.6	0.5	0.0	0.0	0.2	0.2
-9. Refused	0.0	0.0	0.2	0.3	0.2	0.2

cses_ptyclost

Label: CSES: Party closest to
Position: Post election survey, section-item no. 159-16.2
Description: Comparative Study of Electoral Systems
Question: Which party do you feel closest to?
Universe: IF R THINKS OF SELF AS CLOSE TO POLITICAL PARTY / IF R DOES NOT THINK SELF CLOSE TO A POLITICAL PARTY BUT CLOSER TO ONE PARTY THAN OTHERS:
Logic: Ask if CSES CLOSEPTY=1 or CSES PTYMORE=1, else skip
Web Logic: Online, include a text box in place of 'SPECIFY' for response option 5.
Source: Respondent

Unweighted Frequencies

	F2F	Web	Total
1. Democratic party	1047	1518	2565
2. Republican party	429	1095	1524
5. Other (SPECIFY)	49	140	189
-1. Inapplicable	405	826	1231
-6. Not asked, unit nonresponse (no Post-election interview)	121	130	251
-7. Deleted due to partial (Post-election) interview	3	149	152
-8. Don't know	2	0	2
-9. Refused	0	2	2

Weighted Percentages

	F2F		Web		Total	
	Raw	Weights	Raw	Weights	Raw	Weights
1. Democratic party	50.9	41.0	39.3	36.5	43.4	38.0
2. Republican party	20.9	32.0	28.4	29.3	25.8	30.2
5. Other (SPECIFY)	2.4	2.9	3.6	3.3	3.2	3.2
-1. Inapplicable	19.7	18.4	21.4	23.3	20.8	21.6
-6. Not asked, unit nonresponse (no Post-election interview)	5.9	5.6	3.4	3.5	4.2	4.2
-7. Deleted due to partial (Post-election) interview	0.1	0.1	3.9	4.1	2.6	2.7
-8. Don't know	0.1	0.0	0.0	0.0	0.0	0.0
-9. Refused	0.0	0.0	0.1	0.0	0.0	0.0

cses_ptyclost_oth

Label: POST: RESTRICTED: CSES: Party closest to

3 unique outcomes.

Unweighted Frequencies

	<u>Count</u>
-1. Inapplicable	0
-3. Restricted access	5513
-6. Not asked, unit nonresponse (no Post-election interview)	251
-7. Deleted due to partial (Post-election) interview	<u>152</u>

cses_degclose

Label: CSES: Degree closeness
Position: Post election survey, section-item no. 159-16.3
Description: Comparative Study of Electoral Systems
Question: Do you feel [very close to this party, somewhat close, or not very close / not very close, somewhat close, or very close to this party]?
Universe: IF R THINKS OF SELF AS CLOSE TO POLITICAL PARTY / IF R DOES NOT THINK SELF CLOSE TO A POLITICAL PARTY BUT CLOSER TO ONE PARTY THAN OTHERS: IF PARTY R IS CLOSEST TO IS NOT DK/RF:
Logic: Ask if CSES PTYCLOST in(1,2,5), else skip
Source: Respondent

Unweighted Frequencies

	F2F	Web	Total
1. Very close	555	646	1201
2. Somewhat close	826	1580	2406
3. Not very close	142	385	527
-1. Inapplicable	407	968	1375
-6. Not asked, unit nonresponse (no Post-election interview)	121	130	251
-7. Deleted due to partial (Post-election) interview	3	149	152
-8. Don't know	2	0	2
-9. Refused	0	2	2

Weighted Percentages

	F2F		Web		Total	
	Raw	Weights	Raw	Weights	Raw	Weights
1. Very close	27.0	22.9	16.7	15.1	20.3	17.8
2. Somewhat close	40.2	45.0	40.9	40.3	40.7	41.9
3. Not very close	6.9	7.9	10.0	10.4	8.9	9.5
-1. Inapplicable	19.8	18.4	25.1	26.7	23.2	23.8
-6. Not asked, unit nonresponse (no Post-election interview)	5.9	5.6	3.4	3.5	4.2	4.2
-7. Deleted due to partial (Post-election) interview	0.1	0.1	3.9	4.1	2.6	2.7
-8. Don't know	0.1	0.1	0.0	0.0	0.0	0.0
-9. Refused	0.0	0.0	0.1	0.0	0.0	0.0

cses_contct

Label: CSES: Mobilization: institutional contact
 Position: Post election survey, section-item no. 159-17
 Description: Comparative Study of Electoral Systems
 Question: During the campaign, did a party or candidate contact you in person or by any other means?
 Source: Respondent

Unweighted Frequencies

	F2F	Web	Total
1. Yes	601	1878	2479
2. No	1325	1696	3021
-6. Not asked, unit nonresponse (no Post-election interview)	121	130	251
-7. Deleted due to partial (Post-election) interview	3	149	152
-8. Don't know	5	0	5
-9. Refused	1	7	8

Weighted Percentages

	F2F		Web		Total	
	Raw	Weights	Raw	Weights	Raw	Weights
1. Yes	29.2	34.7	48.7	42.1	41.9	39.5
2. No	64.4	59.2	43.9	50.1	51.1	53.3
-6. Not asked, unit nonresponse (no Post-election interview)	5.9	5.6	3.4	3.5	4.2	4.2
-7. Deleted due to partial (Post-election) interview	0.1	0.1	3.9	4.1	2.6	2.7
-8. Don't know	0.2	0.3	0.0	0.0	0.1	0.1
-9. Refused	0.0	0.1	0.2	0.3	0.1	0.2

cses_ftf

Label: CSES: Mobilization: institutional contact - in person
 Position: Post election survey, section-item no. 159-17.1
 Description: Comparative Study of Electoral Systems
 Question: Did they contact you in person, face-to-face?
 Universe: IF PARTY OR CANDIDATE CONTACTED R DURING CAMPAIGN:
 Logic: Ask if CSES CONTCT=1, else skip.
 Web Logic: Online, create a grid for items CSES FTF, MAIL, PHONE, TXTMSG, EMAIL, and SOCNET. Bank these together on the same screen. At the top of the screen, display this text: 'How did a party or candidate contact you?' Below this question, list each question on the left with response columns for Yes and No on the right.
 Source: Respondent

Unweighted Frequencies

	F2F	Web	Total
1. Yes	132	399	531
2. No	469	1478	1947
-1. Inapplicable	1331	1703	3034
-6. Not asked, unit nonresponse (no Post-election interview)	121	130	251
-7. Deleted due to partial (Post-election) interview	3	149	152
-9. Refused	0	1	1

Weighted Percentages

	F2F		Web		Total	
	Raw	Weights	Raw	Weights	Raw	Weights
1. Yes	6.4	7.4	10.3	8.9	9.0	8.4
2. No	22.8	27.3	38.3	33.2	32.9	31.1
-1. Inapplicable	64.7	59.6	44.1	50.4	51.3	53.6
-6. Not asked, unit nonresponse (no Post-election interview)	5.9	5.6	3.4	3.5	4.2	4.2
-7. Deleted due to partial (Post-election) interview	0.1	0.1	3.9	4.1	2.6	2.7

cses_mail

Label: CSES: Mobilization: institutional contact - by mail
Position: Post election survey, section-item no. 159-17.2
Description: Comparative Study of Electoral Systems
Question: Did they contact you by mail?
Universe: IF PARTY OR CANDIDATE CONTACTED R DURING CAMPAIGN:
Logic: Ask if CSES CONTACT=1, else skip.
Web Logic: See web logic for item 159-17.1, CSES FTF. Display a grid with items FTF, MAIL, PHONE, TXTMSG, EMAIL, and SOCNET banked together.
Source: Respondent

Unweighted Frequencies

	F2F	Web	Total
1. Yes	472	1671	2143
2. No	127	206	333
-1. Inapplicable	1331	1703	3034
-6. Not asked, unit nonresponse (no Post-election interview)	121	130	251
-7. Deleted due to partial (Post-election) interview	3	149	152
-8. Don't know	2	0	2
-9. Refused	0	1	1

		Weighted Percentages					
		F2F		Web		Total	
		Raw	Weights	Raw	Weights	Raw	Weights
1.	Yes	23.0	29.6	43.3	36.3	36.2	34.0
2.	No	6.2	4.8	5.3	5.7	5.6	5.4
-1.	Inapplicable	64.7	59.6	44.1	50.4	51.3	53.6
-6.	Not asked, unit nonresponse (no Post-election interview)	5.9	5.6	3.4	3.5	4.2	4.2
-7.	Deleted due to partial (Post-election) interview	0.1	0.1	3.9	4.1	2.6	2.7
-8.	Don't know	0.1	0.3	0.0	0.0	0.0	0.1

cses_phone

Label: CSES: Mobilization: institutional contact - by phone
Position: Post election survey, section-item no. 159-17.3
Description: Comparative Study of Electoral Systems
Question: Did they contact you by phone?
Universe: IF PARTY OR CANDIDATE CONTACTED R DURING CAMPAIGN:
Logic: Ask if CSES CONTACT=1, else skip.
Web Logic: See web logic for item 159-17.1, CSES FTF. Display a grid with items FTF, MAIL, PHONE, TXTMSG, EMAIL, and SOCNET banked together.
Source: Respondent

Unweighted Frequencies

	F2F	Web	Total
1. Yes	461	1647	2108
2. No	137	230	367
-1. Inapplicable	1331	1703	3034
-6. Not asked, unit nonresponse (no Post-election interview)	121	130	251
-7. Deleted due to partial (Post-election) interview	3	149	152
-8. Don't know	3	0	3
-9. Refused	0	1	1

Weighted Percentages							
		F2F		Web		Total	
		Raw	Weights	Raw	Weights	Raw	Weights
1.	Yes	22.4	28.5	42.7	36.0	35.6	33.4
2.	No	6.7	5.8	6.0	6.0	6.2	5.9
-1.	Inapplicable	64.7	59.6	44.1	50.4	51.3	53.6
-6.	Not asked, unit nonresponse (no Post-election interview)	5.9	5.6	3.4	3.5	4.2	4.2
-7.	Deleted due to partial (Post-election) interview	0.1	0.1	3.9	4.1	2.6	2.7
-8.	Don't know	0.1	0.4	0.0	0.0	0.1	0.1

cses_txtmsg

Label: CSES: Mobilization: institutional contact - text messaging
Position: Post election survey, section-item no. 159-17.4
Description: Comparative Study of Electoral Systems
Question: Did they contact you by text message or SMS?
Universe: IF PARTY OR CANDIDATE CONTACTED R DURING CAMPAIGN:
Logic: Ask if CSES CONTACT=1, else skip.
Web Logic: See web logic for item 159-17.1, CSES FTF. Display a grid with items FTF, MAIL, PHONE, TXTMSG, EMAIL, and SOCNET banked together.
Source: Respondent

Unweighted Frequencies

	F2F	Web	Total
1. Yes	71	154	225
2. No	528	1721	2249
-1. Inapplicable	1331	1703	3034
-6. Not asked, unit nonresponse (no Post-election interview)	121	130	251
-7. Deleted due to partial (Post-election) interview	3	149	152
-8. Don't know	2	0	2
-9. Refused	0	3	3

Weighted Percentages

	F2F		Web		Total	
	Raw	Weights	Raw	Weights	Raw	Weights
1. Yes	3.5	3.3	4.0	3.0	3.8	3.1
2. No	25.7	31.4	44.6	39.0	38.0	36.3
-1. Inapplicable	64.7	59.6	44.1	50.4	51.3	53.6
-6. Not asked, unit nonresponse (no Post-election interview)	5.9	5.6	3.4	3.5	4.2	4.2
-7. Deleted due to partial (Post-election) interview	0.1	0.1	3.9	4.1	2.6	2.7
-8. Don't know	0.1	0.1	0.0	0.0	0.0	0.0
-9. Refused	0.0	0.0	0.1	0.1	0.1	0.0

cses_email

Label: CSES: Mobilization: institutional contact - email
Position: Post election survey, section-item no. 159-17.5
Description: Comparative Study of Electoral Systems
Question: Did they contact you by email?
Universe: IF PARTY OR CANDIDATE CONTACTED R DURING CAMPAIGN:
Logic: Ask if CSES CONTACT=1, else skip.
Web Logic: See web logic for item 159-17.1, CSES FTF. Display a grid with items FTF, MAIL, PHONE, TXTMSG, EMAIL, and SOCNET banked together.
Source: Respondent

Unweighted Frequencies

	F2F	Web	Total
1. Yes	231	817	1048
2. No	366	1058	1424
-1. Inapplicable	1331	1703	3034
-6. Not asked, unit nonresponse (no Post-election interview)	121	130	251
-7. Deleted due to partial (Post-election) interview	3	149	152
-8. Don't know	4	0	4
-9. Refused	0	3	3

Weighted Percentages

	F2F		Web		Total	
	Raw	Weights	Raw	Weights	Raw	Weights
1. Yes	11.2	14.0	21.2	16.5	17.7	15.6
2. No	17.8	20.5	27.4	25.5	24.1	23.8
-1. Inapplicable	64.7	59.6	44.1	50.4	51.3	53.6
-6. Not asked, unit nonresponse (no Post-election interview)	5.9	5.6	3.4	3.5	4.2	4.2
-7. Deleted due to partial (Post-election) interview	0.1	0.1	3.9	4.1	2.6	2.7
-8. Don't know	0.2	0.2	0.0	0.0	0.1	0.1
-9. Refused	0.0	0.0	0.1	0.1	0.1	0.0

cses_socnet

Label: CSES: Mobilization: institutional contact - social network
Position: Post election survey, section-item no. 159-17.6
Description: Comparative Study of Electoral Systems
Question: Did they contact you through a social network site or other Web-based method?
Universe: IF PARTY OR CANDIDATE CONTACTED R DURING CAMPAIGN:
Logic: Ask if CSES CONTACT=1, else skip.
Web Logic: See web logic for item 159-17.1, CSES FTF. Display a grid with items FTF, MAIL, PHONE, TXTMSG, EMAIL, and SOCNET banked together.
Source: Respondent

Unweighted Frequencies

	F2F	Web	Total
1. Yes	139	296	435
2. No	459	1578	2037
-1. Inapplicable	1331	1703	3034
-6. Not asked, unit nonresponse (no Post-election interview)	121	130	251
-7. Deleted due to partial (Post-election) interview	3	149	152
-8. Don't know	3	0	3
-9. Refused	0	4	4

Weighted Percentages

	F2F		Web		Total	
	Raw	Weights	Raw	Weights	Raw	Weights
1. Yes	6.8	8.0	7.7	5.7	7.4	6.5
2. No	22.3	26.5	40.9	36.3	34.4	32.9
-1. Inapplicable	64.7	59.6	44.1	50.4	51.3	53.6
-6. Not asked, unit nonresponse (no Post-election interview)	5.9	5.6	3.4	3.5	4.2	4.2
-7. Deleted due to partial (Post-election) interview	0.1	0.1	3.9	4.1	2.6	2.7
-8. Don't know	0.1	0.2	0.0	0.0	0.1	0.1
-9. Refused	0.0	0.0	0.1	0.1	0.1	0.0

cses_ptycont_1st

Label: POST: FTF ONLY: CSES: Mobilization: institutional contact mention
1

Unweighted Frequencies

	F2F	Web	Total
1. Candidate - Democratic	335	0	335
2. Candidate - Republican	86	0	86
3. Party - Democratic	117	0	117
4. Party - Republican	29	0	29
5. Other (SPECIFY)	7	0	7
-1. Inapplicable	1331	3581	4912
-6. Not asked, unit nonresponse (no Post-election interview)	121	130	251
-7. Deleted due to partial (Post-election) interview	3	149	152
-8. Don't know	23	0	23
-9. Refused	4	0	4

Weighted Percentages

	F2F		Web		Total	
	Raw	Weights	Raw	Weights	Raw	Weights
1. Candidate - Democratic	16.3	18.6	0.0	0.0	5.7	6.5
2. Candidate - Republican	4.2	6.7	0.0	0.0	1.5	2.3
3. Party - Democratic	5.7	5.4	0.0	0.0	2.0	1.9
4. Party - Republican	1.4	1.9	0.0	0.0	0.5	0.6
5. Other (SPECIFY)	0.3	0.3	0.0	0.0	0.1	0.1
-1. Inapplicable	64.7	59.6	92.8	92.4	83.0	81.0
-6. Not asked, unit nonresponse (no Post-election interview)	5.9	5.6	3.4	3.5	4.2	4.2
-7. Deleted due to partial (Post-election) interview	0.1	0.1	3.9	4.1	2.6	2.7
-8. Don't know	1.1	1.7	0.0	0.0	0.4	0.6
-9. Refused	0.2	0.1	0.0	0.0	0.1	0.0

cses_ptycont_2nd

Label: POST: FTF ONLY: CSES: Mobilization: institutional contact mention
2

Unweighted Frequencies

	F2F	Web	Total
2. Candidate - Republican	200	0	200
3. Party - Democratic	74	0	74
4. Party - Republican	103	0	103
5. Other (SPECIFY)	2	0	2
-1. Inapplicable	1553	3581	5134
-6. Not asked, unit nonresponse (no Post-election interview)	121	130	251
-7. Deleted due to partial (Post-election) interview	3	149	152

Weighted Percentages

	F2F		Web		Total	
	Raw	Weights	Raw	Weights	Raw	Weights
2. Candidate - Republican	9.7	13.4	0.0	0.0	3.4	4.7
3. Party - Democratic	3.6	3.2	0.0	0.0	1.3	1.1
4. Party - Republican	5.0	7.2	0.0	0.0	1.7	2.5
5. Other (SPECIFY)	0.1	0.0	0.0	0.0	0.0	0.0
-1. Inapplicable	75.5	70.4	92.8	92.4	86.8	84.8
-6. Not asked, unit nonresponse (no Post-election interview)	5.9	5.6	3.4	3.5	4.2	4.2
-7. Deleted due to partial (Post-election) interview	0.1	0.1	3.9	4.1	2.6	2.7

cses_ptycont_3rd

Label: POST: FTF ONLY: CSES: Mobilization: institutional contact mention
3

Unweighted Frequencies

	F2F	Web	Total
3. Party - Democratic	148	0	148
4. Party - Republican	22	0	22
5. Other (SPECIFY)	7	0	7
-1. Inapplicable	1755	3581	5336
-6. Not asked, unit nonresponse (no Post-election interview)	121	130	251
-7. Deleted due to partial (Post-election) interview	3	149	152

Weighted Percentages

	F2F		Web		Total	
	Raw	Weights	Raw	Weights	Raw	Weights
3. Party - Democratic	7.2	10.0	0.0	0.0	2.5	3.5
4. Party - Republican	1.1	1.7	0.0	0.0	0.4	0.6
5. Other (SPECIFY)	0.3	0.3	0.0	0.0	0.1	0.1
-1. Inapplicable	85.4	82.2	92.8	92.4	90.2	88.9
-6. Not asked, unit nonresponse (no Post-election interview)	5.9	5.6	3.4	3.5	4.2	4.2
-7. Deleted due to partial (Post-election) interview	0.1	0.1	3.9	4.1	2.6	2.7

cses_ptycont_4th

Label: POST: FTF ONLY: CSES: Mobilization: institutional contact mention
4

Unweighted Frequencies

	F2F	Web	Total
4. Party - Republican	141	0	141
5. Other (SPECIFY)	2	0	2
-1. Inapplicable	1789	3581	5370
-6. Not asked, unit nonresponse (no Post-election interview)	121	130	251
-7. Deleted due to partial (Post-election) interview	3	149	152

Weighted Percentages

	F2F		Web		Total	
	Raw	Weights	Raw	Weights	Raw	Weights
4. Party - Republican	6.9	9.5	0.0	0.0	2.4	3.3
5. Other (SPECIFY)	0.1	0.1	0.0	0.0	0.0	0.1
-1. Inapplicable	87.0	84.6	92.8	92.4	90.8	89.7
-6. Not asked, unit nonresponse (no Post-election interview)	5.9	5.6	3.4	3.5	4.2	4.2
-7. Deleted due to partial (Post-election) interview	0.1	0.1	3.9	4.1	2.6	2.7

cses_ptycont_5th

Label: POST: FTF ONLY: CSES: Mobilization: institutional contact mention
5

Unweighted Frequencies

	F2F	Web	Total
5. Other (SPECIFY)	8	0	8
-1. Inapplicable	1924	3581	5505
-6. Not asked, unit nonresponse (no Post-election interview)	121	130	251
-7. Deleted due to partial (Post-election) interview	3	149	152

Weighted Percentages

	F2F		Web		Total	
	Raw	Weights	Raw	Weights	Raw	Weights
5. Other (SPECIFY)	0.4	0.5	0.0	0.0	0.1	0.2
-1. Inapplicable	93.6	93.7	92.8	92.4	93.1	92.9
-6. Not asked, unit nonresponse (no Post-election interview)	5.9	5.6	3.4	3.5	4.2	4.2
-7. Deleted due to partial (Post-election) interview	0.1	0.1	3.9	4.1	2.6	2.7

cses_ptycont_dc

Label: POST: CSES: Mobilization: institutional contact Democratic candi-
date

Unweighted Frequencies

	F2F	Web	Total
0. Not mentioned by R	266	761	1027
1. Mentioned by R	335	1117	1452
-1. Inapplicable	1331	1703	3034
-6. Not asked, unit nonresponse (no Post-election interview)	121	130	251
-7. Deleted due to partial (Post-election) interview	3	149	152

Weighted Percentages

	F2F		Web		Total	
	Raw	Weights	Raw	Weights	Raw	Weights
0. Not mentioned by R	12.9	16.1	19.7	18.2	17.4	17.5
1. Mentioned by R	16.3	18.6	28.9	23.9	24.5	22.0
-1. Inapplicable	64.7	59.6	44.1	50.4	51.3	53.6
-6. Not asked, unit nonresponse (no Post-election interview)	5.9	5.6	3.4	3.5	4.2	4.2
-7. Deleted due to partial (Post-election) interview	0.1	0.1	3.9	4.1	2.6	2.7

cses_ptycont_rc

Label: POST: CSES: Mobilization: institutional contact Republican candidate

Unweighted Frequencies

	F2F	Web	Total
0. Not mentioned by R	315	786	1101
1. Mentioned by R	286	1092	1378
-1. Inapplicable	1331	1703	3034
-6. Not asked, unit nonresponse (no Post-election interview)	121	130	251
-7. Deleted due to partial (Post-election) interview	3	149	152

Weighted Percentages

	F2F		Web		Total	
	Raw	Weights	Raw	Weights	Raw	Weights
0. Not mentioned by R	15.3	14.6	20.4	18.0	18.6	16.8
1. Mentioned by R	13.9	20.1	28.3	24.1	23.3	22.7
-1. Inapplicable	64.7	59.6	44.1	50.4	51.3	53.6
-6. Not asked, unit nonresponse (no Post-election interview)	5.9	5.6	3.4	3.5	4.2	4.2
-7. Deleted due to partial (Post-election) interview	0.1	0.1	3.9	4.1	2.6	2.7

cses_ptycont_dp

Label: POST: CSES: Mobilization: institutional contact Democratic party

Unweighted Frequencies

	F2F	Web	Total
0. Not mentioned by R	262	713	975
1. Mentioned by R	339	1165	1504
-1. Inapplicable	1331	1703	3034
-6. Not asked, unit nonresponse (no Post-election interview)	121	130	251
-7. Deleted due to partial (Post-election) interview	3	149	152

Weighted Percentages

	F2F		Web		Total	
	Raw	Weights	Raw	Weights	Raw	Weights
0. Not mentioned by R	12.7	16.1	18.5	16.9	16.5	16.6
1. Mentioned by R	16.5	18.6	30.2	25.2	25.4	22.9
-1. Inapplicable	64.7	59.6	44.1	50.4	51.3	53.6
-6. Not asked, unit nonresponse (no Post-election interview)	5.9	5.6	3.4	3.5	4.2	4.2
-7. Deleted due to partial (Post-election) interview	0.1	0.1	3.9	4.1	2.6	2.7

cses_ptycont_rp

Label: POST: CSES: Mobilization: institutional contact Republican party

Unweighted Frequencies

	F2F	Web	Total
0. Not mentioned by R	306	706	1012
1. Mentioned by R	295	1172	1467
-1. Inapplicable	1331	1703	3034
-6. Not asked, unit nonresponse (no Post-election interview)	121	130	251
-7. Deleted due to partial (Post-election) interview	3	149	152

Weighted Percentages

	F2F		Web		Total	
	Raw	Weights	Raw	Weights	Raw	Weights
0. Not mentioned by R	14.9	14.4	18.3	16.0	17.1	15.4
1. Mentioned by R	14.3	20.3	30.4	26.1	24.8	24.1
-1. Inapplicable	64.7	59.6	44.1	50.4	51.3	53.6
-6. Not asked, unit nonresponse (no Post-election interview)	5.9	5.6	3.4	3.5	4.2	4.2
-7. Deleted due to partial (Post-election) interview	0.1	0.1	3.9	4.1	2.6	2.7

cses_ptycont_othcont

Label: POST: CSES: Mobilization: institutional contact Other

Unweighted Frequencies

	F2F	Web	Total
0. Not mentioned by R	575	1806	2381
1. Mentioned by R	26	72	98
-1. Inapplicable	1331	1703	3034
-6. Not asked, unit nonresponse (no Post-election interview)	121	130	251
-7. Deleted due to partial (Post-election) interview	3	149	152

Weighted Percentages

	F2F		Web		Total	
	Raw	Weights	Raw	Weights	Raw	Weights
0. Not mentioned by R	28.0	33.3	46.8	40.4	40.2	37.9
1. Mentioned by R	1.3	1.4	1.9	1.6	1.7	1.6
-1. Inapplicable	64.7	59.6	44.1	50.4	51.3	53.6
-6. Not asked, unit nonresponse (no Post-election interview)	5.9	5.6	3.4	3.5	4.2	4.2
-7. Deleted due to partial (Post-election) interview	0.1	0.1	3.9	4.1	2.6	2.7

cses_ptycont_othtxt

Label: POST: Other Specify- CSES Mobilization: institutional contact

63 unique outcomes. 10 most frequently appearing outcomes:

Unweighted Frequencies

	Count
<NULL>	5835
both	5
independent	5
Independent	4
libertarian	4
Libertarian	3
Tea Party	3
tea	2
all	1
ALL	1

cses_ptycont_dkrf

Label: POST: CSES: Mobilization: institutional contact DK/RF

Unweighted Frequencies

	F2F	Web	Total
0. Not mentioned by R	574	1877	2451
1. DK mentioned by R	23	0	23
2. RF mentioned by R	4	1	5
-1. Inapplicable	1331	1703	3034
-6. Not asked, unit nonresponse (no Post-election interview)	121	130	251
-7. Deleted due to partial (Post-election) interview	3	149	152

Weighted Percentages

	F2F		Web		Total	
	Raw	Weights	Raw	Weights	Raw	Weights
0. Not mentioned by R	27.9	32.9	48.6	42.1	41.4	38.9
1. DK mentioned by R	1.1	1.7	0.0	0.0	0.4	0.6
2. RF mentioned by R	0.2	0.1	0.0	0.0	0.1	0.0
-1. Inapplicable	64.7	59.6	44.1	50.4	51.3	53.6
-6. Not asked, unit nonresponse (no Post-election interview)	5.9	5.6	3.4	3.5	4.2	4.2
-7. Deleted due to partial (Post-election) interview	0.1	0.1	3.9	4.1	2.6	2.7

cses_persuade

Label: CSES: Mobilization: personal contact
 Position: Post election survey, section-item no. 159-18
 Description: Comparative Study of Electoral Systems
 Question: During the campaign, did a friend, family member, neighbor, work colleague or other acquaintance try to persuade you to vote for a particular party or candidate?
 Source: Respondent

Unweighted Frequencies

	F2F	Web	Total
1. Yes	719	1034	1753
2. No	1206	2540	3746
-6. Not asked, unit nonresponse (no Post-election interview)	121	130	251
-7. Deleted due to partial (Post-election) interview	3	149	152
-8. Don't know	6	0	6
-9. Refused	1	7	8

Weighted Percentages

	F2F		Web		Total	
	Raw	Weights	Raw	Weights	Raw	Weights
1. Yes	35.0	38.7	26.8	25.0	29.6	29.7
2. No	58.7	55.3	65.8	67.2	63.3	63.1
-6. Not asked, unit nonresponse (no Post-election interview)	5.9	5.6	3.4	3.5	4.2	4.2
-7. Deleted due to partial (Post-election) interview	0.1	0.1	3.9	4.1	2.6	2.7
-8. Don't know	0.3	0.2	0.0	0.0	0.1	0.1
-9. Refused	0.0	0.1	0.2	0.3	0.1	0.2

cses_persftf

Label: CSES: Mobilization: personal contact - in person
Position: Post election survey, section-item no. 159-18.1
Description: Comparative Study of Electoral Systems
Question: Did they try to persuade you in person, face-to-face?
Universe: IF SOMEONE TRIED TO PERSUADE R TO VOTE FOR A PARTY OR CANDIDATE:
Logic: Ask if CSES PERSUADE=1, else skip
Web Logic: Online, bank the following items together in a grid: CSES PERS-FTF, PERSMAIL, PERSPH, PERSTXT, PERSEML, and PERSWEB. At the top of the screen include this question text: 'How did they try to persuade you to vote for a particular party or candidate?' Include Yes and No response options in columns to the right of each question.
Source: Respondent

Unweighted Frequencies

	F2F	Web	Total
1. Yes	634	891	1525
2. No	84	143	227
-1. Inapplicable	1213	2547	3760
-6. Not asked, unit nonresponse (no Post-election interview)	121	130	251
-7. Deleted due to partial (Post-election) interview	3	149	152
-8. Don't know	1	0	1

Weighted Percentages

	F2F		Web		Total	
	Raw	Weights	Raw	Weights	Raw	Weights
1. Yes	30.8	34.1	23.1	21.1	25.8	25.6
2. No	4.1	4.5	3.7	3.9	3.8	4.1
-1. Inapplicable	59.0	55.6	66.0	67.5	63.6	63.3
-6. Not asked, unit nonresponse (no Post-election interview)	5.9	5.6	3.4	3.5	4.2	4.2
-7. Deleted due to partial (Post-election) interview	0.1	0.1	3.9	4.1	2.6	2.7

cses_persmail

Label: CSES: Mobilization: personal contact - by mail
Position: Post election survey, section-item no. 159-18.2
Description: Comparative Study of Electoral Systems
Question: Did they try to persuade you by mail?
Universe: IF SOMEONE TRIED TO PERSUADE R TO VOTE FOR A PARTY OR CANDIDATE:
Logic: Ask if CSES PERSUADE=1, else skip
Web Logic: See web logic instructions for item 159-18.1, CSES PERSFTF, on banking this item in a grid with CSES PERSFTF, PERSMAIL, PERSPH, PERSTXT, PERSEML, and PERSWEB.
Source: Respondent

Unweighted Frequencies

	F2F	Web	Total
1. Yes	94	159	253
2. No	624	874	1498
-1. Inapplicable	1213	2547	3760
-6. Not asked, unit nonresponse (no Post-election interview)	121	130	251
-7. Deleted due to partial (Post-election) interview	3	149	152
-8. Don't know	1	0	1
-9. Refused	0	1	1

		Weighted Percentages					
		F2F		Web		Total	
		Raw	Weights	Raw	Weights	Raw	Weights
1.	Yes	4.6	5.3	4.1	3.4	4.3	4.1
2.	No	30.4	33.2	22.6	21.5	25.3	25.6
-1.	Inapplicable	59.0	55.6	66.0	67.5	63.6	63.3
-6.	Not asked, unit nonresponse (no Post-election interview)	5.9	5.6	3.4	3.5	4.2	4.2
-7.	Deleted due to partial (Post-election) interview	0.1	0.1	3.9	4.1	2.6	2.7
-8.	Don't know	0.0	0.2	0.0	0.0	0.0	0.1

cses_persph

Label: CSES: Mobilization: personal contact - by phone
 Position: Post election survey, section-item no. 159-18.3
 Description: Comparative Study of Electoral Systems
 Question: Did they try to persuade you by phone?
 Universe: IF SOMEONE TRIED TO PERSUADE R TO VOTE FOR A PARTY OR CANDIDATE:
 Logic: Ask if CSES PERSUADE=1, else skip
 Web Logic: See web logic instructions for item 159-18.1, CSES PERSFTF, on banking this item in a grid with CSES PERSFTF, PERSMAIL, PERSPH, PERSTXT, PERSEML, and PERSWEB.
 Source: Respondent

Unweighted Frequencies

	F2F	Web	Total
1. Yes	257	364	621
2. No	462	669	1131
-1. Inapplicable	1213	2547	3760
-6. Not asked, unit nonresponse (no Post-election interview)	121	130	251
-7. Deleted due to partial (Post-election) interview	3	149	152
-9. Refused	0	1	1

Weighted Percentages

	F2F		Web		Total	
	Raw	Weights	Raw	Weights	Raw	Weights
1. Yes	12.5	13.6	9.4	8.1	10.5	10.0
2. No	22.5	25.1	17.3	16.9	19.1	19.7
-1. Inapplicable	59.0	55.6	66.0	67.5	63.6	63.3
-6. Not asked, unit nonresponse (no Post-election interview)	5.9	5.6	3.4	3.5	4.2	4.2
-7. Deleted due to partial (Post-election) interview	0.1	0.1	3.9	4.1	2.6	2.7

cses_perstxt

Label: CSES: Mobilization: personal contact - text message
 Position: Post election survey, section-item no. 159-18.4
 Description: Comparative Study of Electoral Systems
 Question: Did they try to persuade you by text message or SMS?
 Universe: IF SOMEONE TRIED TO PERSUADE R TO VOTE FOR A PARTY OR CANDIDATE:
 Logic: Ask if CSES PERSUADE=1, else skip
 Web Logic: See web logic instructions for item 159-18.1, CSES PERSFTF, on banking this item in a grid with CSES PERSFTF, PERSMAIL, PER-SPH, PERSTXT, PERSEML, and PERSWEB.
 Source: Respondent

Unweighted Frequencies

	F2F	Web	Total
1. Yes	104	97	201
2. No	615	936	1551
-1. Inapplicable	1213	2547	3760
-6. Not asked, unit nonresponse (no Post-election interview)	121	130	251
-7. Deleted due to partial (Post-election) interview	3	149	152
-9. Refused	0	1	1

Weighted Percentages

	F2F		Web		Total	
	Raw	Weights	Raw	Weights	Raw	Weights
1. Yes	5.1	3.9	2.5	2.1	3.4	2.7
2. No	29.9	34.8	24.2	22.8	26.2	27.0
-1. Inapplicable	59.0	55.6	66.0	67.5	63.6	63.3
-6. Not asked, unit nonresponse (no Post-election interview)	5.9	5.6	3.4	3.5	4.2	4.2
-7. Deleted due to partial (Post-election) interview	0.1	0.1	3.9	4.1	2.6	2.7

cses_perseml

Label: CSES: Mobilization: personal contact - email
 Position: Post election survey, section-item no. 159-18.5
 Description: Comparative Study of Electoral Systems
 Question: Did they try to persuade you by email?
 Universe: IF SOMEONE TRIED TO PERSUADE R TO VOTE FOR A PARTY OR CANDIDATE:
 Logic: Ask if CSES PERSUADE=1, else skip
 Web Logic: See web logic instructions for item 159-18.1, CSES PERSFTF, on banking this item in a grid with CSES PERSFTF, PERSMAIL, PERSPH, PERSTXT, PERSEML, and PERSWEB.
 Source: Respondent

Unweighted Frequencies

	F2F	Web	Total
1. Yes	174	359	533
2. No	545	674	1219
-1. Inapplicable	1213	2547	3760
-6. Not asked, unit nonresponse (no Post-election interview)	121	130	251
-7. Deleted due to partial (Post-election) interview	3	149	152
-9. Refused	0	1	1

Weighted Percentages

	F2F		Web		Total	
	Raw	Weights	Raw	Weights	Raw	Weights
1. Yes	8.5	10.5	9.3	7.6	9.0	8.6
2. No	26.5	28.2	17.5	17.3	20.6	21.1
-1. Inapplicable	59.0	55.6	66.0	67.5	63.6	63.3
-6. Not asked, unit nonresponse (no Post-election interview)	5.9	5.6	3.4	3.5	4.2	4.2
-7. Deleted due to partial (Post-election) interview	0.1	0.1	3.9	4.1	2.6	2.7

cses_persweb

Label: CSES: Mobilization: personal contact - social network
Position: Post election survey, section-item no. 159-18.6
Description: Comparative Study of Electoral Systems
Question: Did they try to persuade you through a social network site or other Web-based method?
Universe: IF SOMEONE TRIED TO PERSUADE R TO VOTE FOR A PARTY OR CANDIDATE:
Logic: Ask if CSES PERSUADE=1, else skip
Web Logic: See web logic instructions for item 159-18.1, CSES PERSFTF, on banking this item in a grid with CSES PERSFTF, PERSMAIL, PERSPH, PERSTXT, PERSEML, and PERSWEB.
Source: Respondent

Unweighted Frequencies

	F2F	Web	Total
1. Yes	261	307	568
2. No	458	725	1183
-1. Inapplicable	1213	2547	3760
-6. Not asked, unit nonresponse (no Post-election interview)	121	130	251
-7. Deleted due to partial (Post-election) interview	3	149	152
-9. Refused	0	2	2

Weighted Percentages							
		F2F		Web		Total	
		Raw	Weights	Raw	Weights	Raw	Weights
1.	Yes	12.7	15.7	8.0	7.7	9.6	10.5
2.	No	22.3	23.0	18.8	17.2	20.0	19.2
-1.	Inapplicable	59.0	55.6	66.0	67.5	63.6	63.3
-6.	Not asked, unit nonresponse (no Post-election interview)	5.9	5.6	3.4	3.5	4.2	4.2
-7.	Deleted due to partial (Post-election) interview	0.1	0.1	3.9	4.1	2.6	2.7
-9.	Refused	0.0	0.0	0.1	0.1	0.0	0.1

cses_mobph

Label: CSES: Mobilization: sign up online information or alerts
 Position: Post election survey, section-item no. 159-18.7
 Description: Comparative Study of Electoral Systems
 Question: Prior to or during the campaign, did you use the Internet or your mobile phone to sign up for information or alerts from a party or candidate?
 Source: Respondent

Unweighted Frequencies

	F2F	Web	Total
1. Yes	209	438	647
2. No	1720	3137	4857
-6. Not asked, unit nonresponse (no Post-election interview)	121	130	251
-7. Deleted due to partial (Post-election) interview	3	149	152
-8. Don't know	2	0	2
-9. Refused	1	6	7

Weighted Percentages

	F2F		Web		Total	
	Raw	Weights	Raw	Weights	Raw	Weights
1. Yes	10.2	9.7	11.3	10.6	10.9	10.3
2. No	83.7	84.4	81.3	81.6	82.1	82.6
-6. Not asked, unit nonresponse (no Post-election interview)	5.9	5.6	3.4	3.5	4.2	4.2
-7. Deleted due to partial (Post-election) interview	0.1	0.1	3.9	4.1	2.6	2.7
-8. Don't know	0.1	0.1	0.0	0.0	0.0	0.0
-9. Refused	0.0	0.1	0.2	0.3	0.1	0.2

cses_poliinfone

Label: CSES: Political information - Secy Treasury
Position: Post election survey, section-item no. 159-20
Description: Comparative Study of Electoral Systems
Question: Which of these persons was the Secretary of the Treasury before the recent election? [Hillary Clinton, Eric Holder, Leon Panetta, or Timothy Geithner]?
Randomization: Order of names in question text
Logic: Randomize the order of the names in the question text in the same order that the names in the response options appear.
Source: Respondent

Unweighted Frequencies

	F2F	Web	Total
1. Hillary Clinton	337	511	848
2. Eric Holder	137	466	603
3. Leon Panetta	137	324	461
4. Timothy Geithner	537	2116	2653
-6. Not asked, unit nonresponse (no Post-election interview)	121	130	251
-7. Deleted due to partial (Post-election) interview	3	149	152
-8. Don't know	783	0	783
-9. Refused	1	164	165

Weighted Percentages

	F2F		Web		Total	
	Raw	Weights	Raw	Weights	Raw	Weights
1. Hillary Clinton	16.4	13.1	13.2	16.3	14.3	15.2
2. Eric Holder	6.7	6.4	12.1	12.7	10.2	10.5
3. Leon Panetta	6.7	6.5	8.4	8.8	7.8	8.0
4. Timothy Geithner	26.1	32.6	54.8	49.4	44.8	43.6
-6. Not asked, unit nonresponse (no Post-election interview)	5.9	5.6	3.4	3.5	4.2	4.2
-7. Deleted due to partial (Post-election) interview	0.1	0.1	3.9	4.1	2.6	2.7
-8. Don't know	38.1	35.5	0.0	0.0	13.2	12.3
-9. Refused	0.0	0.1	4.2	5.3	2.8	3.5

cses_polinftwo_rate

Label: POST: CSES: Political information - number used for unemployment rate

4 unique outcomes.

Unweighted Frequencies

	<u>Count</u>
7.9	1932
-1	3581
-6	251
-7	<u>152</u>

cses_polinftwo_date

Label: POST: CSES: Political information - date used for date of unempl
rate

2 unique outcomes.

Unweighted Frequencies

	<u>Count</u>
<NULL>	3984
20121102	<u>1932</u>

cses_polinftwo

Label: CSES: Political information - unemployment rate
Position: Post election survey, section-item no. 159-20.1
Description: Comparative Study of Electoral Systems
Question: What was the current unemployment rate in the United States as of [preload: dateunemprt] -- [preload: unemprt - 2.0], [preload: unemprt], [preload: unemprt + 2.0], or [preload: unemprt + 4.0]?
Logic: Preload variables dateunemprt and unemprt will contain the values for the date of the latest available unemployment rate and the number corresponding to that unemployment rate. It will be necessary between the Pre and the Post, during the 1st week of November for the interviewer to sync in order to capture the latest unemployment date and rate, which will probably be data for October 2012. It is not known what day in Nov the latest rate (and date) will be available to sync, but it will be sometime during the 1st week of Nov that IWR will have to sync.
Source: Respondent

Unweighted Frequencies

	F2F	Web	Total
1. <unemprt - 2.0>	103	113	216
2. <unemprt>	858	2496	3354
3. <unemprt + 2.0>	346	698	1044
4. <unemprt + 4.0>	193	212	405
-6. Not asked, unit nonresponse (no Post-election interview)	121	130	251
-7. Deleted due to partial (Post-election) interview	3	149	152
-8. Don't know	429	0	429
-9. Refused	3	62	65

Weighted Percentages

	F2F		Web		Total	
	Raw	Weights	Raw	Weights	Raw	Weights
1. <unemprt - 2.0>	5.0	4.5	2.9	3.4	3.7	3.8
2. <unemprt>	41.7	47.5	64.7	62.6	56.7	57.4
3. <unemprt + 2.0>	16.8	18.1	18.1	18.5	17.6	18.4
4. <unemprt + 4.0>	9.4	8.3	5.5	6.1	6.8	6.9
-6. Not asked, unit nonresponse (no Post-election interview)	5.9	5.6	3.4	3.5	4.2	4.2
-7. Deleted due to partial (Post-election) interview	0.1	0.1	3.9	4.1	2.6	2.7
-8. Don't know	20.9	15.6	0.0	0.0	7.3	5.4
-9. Refused	0.1	0.2	1.6	1.8	1.1	1.2

cses_poliinfthree

Label: CSES: Political information - party 2nd in House seats won
Position: Post election survey, section-item no. 159-20.3
Description: Comparative Study of Electoral Systems
Question: Which PARTY came in second in seats in the United States House of Representatives? [The Democratic party, the Republican party, the Green party, or the Libertarian party]?
Randomization: Order of parties in question text
Logic: Randomize the order of parties in the question text in the same order that the names in the response options appear.
Source: Respondent

Unweighted Frequencies

	F2F	Web	Total
1. Democratic party	803	2337	3140
2. Republican party	441	1010	1451
3. Green party	20	54	74
4. Libertarian party	23	67	90
-6. Not asked, unit nonresponse (no Post-election interview)	121	130	251
-7. Deleted due to partial (Post-election) interview	3	149	152
-8. Don't know	640	0	640
-9. Refused	5	113	118

Weighted Percentages

	F2F		Web		Total	
	Raw	Weights	Raw	Weights	Raw	Weights
1. Democratic party	39.1	45.7	60.5	57.7	53.1	53.5
2. Republican party	21.4	19.8	26.2	27.0	24.5	24.5
3. Green party	1.0	0.7	1.4	2.0	1.3	1.5
4. Libertarian party	1.1	1.2	1.7	2.1	1.5	1.8
-6. Not asked, unit nonresponse (no Post-election interview)	5.9	5.6	3.4	3.5	4.2	4.2
-7. Deleted due to partial (Post-election) interview	0.1	0.1	3.9	4.1	2.6	2.7
-8. Don't know	31.1	26.5	0.0	0.0	10.8	9.2
-9. Refused	0.2	0.3	2.9	3.7	2.0	2.5

cses_poliinffour

Label: CSES: Political information - Secy of the U.N.
Position: Post election survey, section-item no. 159-20.4
Description: Comparative Study of Electoral Systems
Question: Who is the current Secretary-General of the United Nations - [Kofi Annan, Kurt Waldheim, Ban Ki-moon, or Boutros Boutros-Ghali]?
Randomization: Order of names in question text
Logic: Randomize the order of the names in the question text in the same order that the names in the response options appear.
Source: Respondent

Unweighted Frequencies

	F2F	Web	Total
1. Kofi Annan	238	960	1198
2. Kurt Waldheim	139	779	918
3. Ban Ki-Moon	217	1150	1367
4. Boutros Boutros-Ghali	98	399	497
-6. Not asked, unit nonresponse (no Post-election interview)	121	130	251
-7. Deleted due to partial (Post-election) interview	3	149	152
-8. Don't know	1235	0	1235
-9. Refused	5	293	298

Weighted Percentages

	F2F		Web		Total	
	Raw	Weights	Raw	Weights	Raw	Weights
1. Kofi Annan	11.6	13.0	24.9	23.2	20.3	19.6
2. Kurt Waldheim	6.8	7.8	20.2	21.4	15.5	16.7
3. Ban Ki-Moon	10.6	13.0	29.8	28.6	23.1	23.2
4. Boutros Boutros-Ghali	4.8	5.5	10.3	10.5	8.4	8.8
-6. Not asked, unit nonresponse (no Post-election interview)	5.9	5.6	3.4	3.5	4.2	4.2
-7. Deleted due to partial (Post-election) interview	0.1	0.1	3.9	4.1	2.6	2.7
-8. Don't know	60.1	54.9	0.0	0.0	20.9	19.1
-9. Refused	0.2	0.2	7.6	8.8	5.0	5.8

cses_increduc

Label: CSES: Household income in next 12 months
Position: Post election survey, section-item no. 159-21
Description: Comparative Study of Electoral Systems
Question: The next question is about your household's income. How likely or unlikely do you think it is that your household's income could be severely reduced IN THE NEXT TWELVE MONTHS? Very likely, somewhat likely, somewhat unlikely, or very unlikely?
Source: Respondent

Unweighted Frequencies

	F2F	Web	Total
1. Very likely	186	399	585
2. Somewhat likely	521	1124	1645
4. Somewhat unlikely	611	1389	2000
5. Very unlikely	557	657	1214
-6. Not asked, unit nonresponse (no Post-election interview)	121	130	251
-7. Deleted due to partial (Post-election) interview	3	149	152
-8. Don't know	55	0	55
-9. Refused	2	12	14

Weighted Percentages

	F2F		Web		Total	
	Raw	Weights	Raw	Weights	Raw	Weights
1. Very likely	9.0	8.5	10.3	10.0	9.9	9.5
2. Somewhat likely	25.3	26.0	29.1	29.4	27.8	28.2
4. Somewhat unlikely	29.7	30.5	36.0	34.8	33.8	33.3
5. Very unlikely	27.1	27.2	17.0	17.7	20.5	21.0
-6. Not asked, unit nonresponse (no Post-election interview)	5.9	5.6	3.4	3.5	4.2	4.2
-7. Deleted due to partial (Post-election) interview	0.1	0.1	3.9	4.1	2.6	2.7
-8. Don't know	2.7	2.0	0.0	0.0	0.9	0.7
-9. Refused	0.1	0.1	0.3	0.5	0.2	0.3

cses_owresid

Label: CSES: Ownership: residence
 Position: Post election survey, section-item no. 159-22
 Description: Comparative Study of Electoral Systems
 Question: Do you or a member of your household own a residence - for example, a home or an apartment?
 Source: Respondent

Unweighted Frequencies

	F2F	Web	Total
1. Yes	974	2668	3642
2. No	953	903	1856
-6. Not asked, unit nonresponse (no Post-election interview)	121	130	251
-7. Deleted due to partial (Post-election) interview	3	149	152
-8. Don't know	2	0	2
-9. Refused	3	10	13

Weighted Percentages

	F2F		Web		Total	
	Raw	Weights	Raw	Weights	Raw	Weights
1. Yes	47.4	60.9	69.1	68.2	61.6	65.7
2. No	46.4	33.1	23.4	23.9	31.4	27.1
-6. Not asked, unit nonresponse (no Post-election interview)	5.9	5.6	3.4	3.5	4.2	4.2
-7. Deleted due to partial (Post-election) interview	0.1	0.1	3.9	4.1	2.6	2.7
-8. Don't know	0.1	0.1	0.0	0.0	0.0	0.0
-9. Refused	0.1	0.2	0.3	0.4	0.2	0.3

cses_ownoth

Label: CSES: Ownership: real estate
 Position: Post election survey, section-item no. 159-22.1
 Description: Comparative Study of Electoral Systems
 Question: Do you or a member of your household own a business, a piece of property, a farm, or livestock?
 Source: Respondent

Unweighted Frequencies

	F2F	Web	Total
1. Yes	419	879	1298
2. No	1507	2693	4200
-6. Not asked, unit nonresponse (no Post-election interview)	121	130	251
-7. Deleted due to partial (Post-election) interview	3	149	152
-8. Don't know	1	0	1
-9. Refused	5	9	14

Weighted Percentages

	F2F		Web		Total	
	Raw	Weights	Raw	Weights	Raw	Weights
1. Yes	20.4	25.8	22.8	22.1	21.9	23.4
2. No	73.3	68.1	69.8	70.0	71.0	69.3
-6. Not asked, unit nonresponse (no Post-election interview)	5.9	5.6	3.4	3.5	4.2	4.2
-7. Deleted due to partial (Post-election) interview	0.1	0.1	3.9	4.1	2.6	2.7
-9. Refused	0.2	0.3	0.2	0.3	0.2	0.3

cses_ownstck

Label: CSES: Ownership: stocks or bonds
 Position: Post election survey, section-item no. 159-22.2
 Description: Comparative Study of Electoral Systems
 Question: Do you or a member of your household own stocks or bonds?
 Source: Respondent

Unweighted Frequencies

	F2F	Web	Total
1. Yes	611	1651	2262
2. No	1295	1913	3208
-6. Not asked, unit nonresponse (no Post-election interview)	121	130	251
-7. Deleted due to partial (Post-election) interview	3	149	152
-8. Don't know	18	0	18
-9. Refused	8	17	25

Weighted Percentages

	F2F		Web		Total	
	Raw	Weights	Raw	Weights	Raw	Weights
1. Yes	29.7	42.3	42.8	37.8	38.2	39.4
2. No	63.0	50.3	49.6	54.1	54.2	52.8
-6. Not asked, unit nonresponse (no Post-election interview)	5.9	5.6	3.4	3.5	4.2	4.2
-7. Deleted due to partial (Post-election) interview	0.1	0.1	3.9	4.1	2.6	2.7
-8. Don't know	0.9	1.1	0.0	0.0	0.3	0.4
-9. Refused	0.4	0.5	0.4	0.6	0.4	0.6

cses_ownsavg

Label: CSES: Ownership: savings
 Position: Post election survey, section-item no. 159-22.3
 Description: Comparative Study of Electoral Systems
 Question: Do you or a member of your household have any savings?
 Source: Respondent

Unweighted Frequencies

	F2F	Web	Total
1. Yes	1235	2637	3872
2. No	674	924	1598
-6. Not asked, unit nonresponse (no Post-election interview)	121	130	251
-7. Deleted due to partial (Post-election) interview	3	149	152
-8. Don't know	10	0	10
-9. Refused	13	20	33

Weighted Percentages

	F2F		Web		Total	
	Raw	Weights	Raw	Weights	Raw	Weights
1. Yes	60.1	69.3	68.3	65.7	65.4	67.0
2. No	32.8	23.7	23.9	26.0	27.0	25.2
-6. Not asked, unit nonresponse (no Post-election interview)	5.9	5.6	3.4	3.5	4.2	4.2
-7. Deleted due to partial (Post-election) interview	0.1	0.1	3.9	4.1	2.6	2.7
-8. Don't know	0.5	0.6	0.0	0.0	0.2	0.2
-9. Refused	0.6	0.7	0.5	0.7	0.6	0.7

cses_diffjob

Label: CSES: R find another job
Position: Post election survey, section-item no. 159-23
Description: Comparative Study of Electoral Systems
Question: If you lost your job, how easy or difficult would it be to find another job IN THE NEXT TWELVE MONTHS? Very easy, somewhat easy, somewhat difficult, or very difficult ?
Universe: IF R IS CURRENTLY WORKING:
Logic: Ask if (DEM EMPTYTYPE includes 1) or (DEM HSWORKG=1) or (DEM RDWORKG=1); else skip.
Source: Respondent

Unweighted Frequencies

	F2F	Web	Total
1. Very easy	169	144	313
2. Somewhat easy	369	604	973
3. Somewhat difficult	406	870	1276
4. Very difficult	212	356	568
-1. Inapplicable	746	1594	2340
-6. Not asked, unit nonresponse (no Post-election interview)	121	130	251
-7. Deleted due to partial (Post-election) interview	3	149	152
-8. Don't know	25	0	25
-9. Refused	5	13	18

Weighted Percentages

	F2F		Web		Total	
	Raw	Weights	Raw	Weights	Raw	Weights
1. Very easy	8.2	8.2	3.7	4.2	5.3	5.6
2. Somewhat easy	17.9	18.0	15.6	17.3	16.4	17.5
3. Somewhat difficult	19.7	19.9	22.5	22.7	21.6	21.7
4. Very difficult	10.3	11.0	9.2	8.3	9.6	9.2
-1. Inapplicable	36.3	35.0	41.3	39.6	39.6	38.0
-6. Not asked, unit nonresponse (no Post-election interview)	5.9	5.6	3.4	3.5	4.2	4.2
-7. Deleted due to partial (Post-election) interview	0.1	0.1	3.9	4.1	2.6	2.7
-8. Don't know	1.2	1.9	0.0	0.0	0.4	0.7
-9. Refused	0.2	0.2	0.3	0.4	0.3	0.3

cses_spdiffjb

Label: CSES: Spouse/partner find another job
Position: Post election survey, section-item no. 159-23.1
Description: Comparative Study of Electoral Systems
Question: If your [spouse/partner] lost their job, how easy or difficult would it be for them to find another job IN THE NEXT TWELVE MONTHS? Very easy, somewhat easy, somewhat difficult, or very difficult?
Universe: IF R IS MARRIED/ IF R IS PARTNERED: IF R HAS INDICATED SPOUSE/PARTNER IS WORKING:
Logic: Ask if 1 in DEM EMPTYESP, else skip. Load 'spouse' if DEM MARITAL in(1,2); load 'partner' if DEM PARTN=1.
Source: Respondent

Unweighted Frequencies

	F2F	Web	Total
1. Very easy	96	116	212
2. Somewhat easy	210	408	618
3. Somewhat difficult	199	541	740
4. Very difficult	108	221	329
-1. Inapplicable	1305	2292	3597
-6. Not asked, unit nonresponse (no Post-election interview)	121	130	251
-7. Deleted due to partial (Post-election) interview	3	149	152
-8. Don't know	13	0	13
-9. Refused	1	3	4

Weighted Percentages

	F2F		Web		Total	
	Raw	Weights	Raw	Weights	Raw	Weights
1. Very easy	4.7	5.7	3.0	3.0	3.6	3.9
2. Somewhat easy	10.2	12.1	10.6	10.8	10.4	11.3
3. Somewhat difficult	9.7	11.8	14.0	13.9	12.5	13.2
4. Very difficult	5.3	6.8	5.7	5.8	5.6	6.2
-1. Inapplicable	63.5	56.8	59.4	58.8	60.8	58.1
-6. Not asked, unit nonresponse (no Post-election interview)	5.9	5.6	3.4	3.5	4.2	4.2
-7. Deleted due to partial (Post-election) interview	0.1	0.1	3.9	4.1	2.6	2.7
-8. Don't know	0.6	0.9	0.0	0.0	0.2	0.3
-9. Refused	0.0	0.2	0.1	0.1	0.1	0.1

dhs_threat

Label: Does federal govt pose a threat to citizens
 Position: Post election survey, section-item no. 160-34
 Description: DHS: Department of Homeland Security
 Question: Do you think the federal government's powers pose a threat to the rights and freedoms of ordinary citizens, or not?
 Source: Respondent

Unweighted Frequencies

	F2F	Web	Total
1. Poses a threat	806	1905	2711
2. Does not pose a threat	976	1645	2621
-6. Not asked, unit nonresponse (no Post-election interview)	121	130	251
-7. Deleted due to partial (Post-election) interview	3	149	152
-8. Don't know	143	0	143
-9. Refused	7	31	38

Weighted Percentages

	F2F		Web		Total	
	Raw	Weights	Raw	Weights	Raw	Weights
1. Poses a threat	39.2	44.7	49.4	51.3	45.8	49.0
2. Does not pose a threat	47.5	44.1	42.6	40.1	44.3	41.5
-6. Not asked, unit nonresponse (no Post-election interview)	5.9	5.6	3.4	3.5	4.2	4.2
-7. Deleted due to partial (Post-election) interview	0.1	0.1	3.9	4.1	2.6	2.7
-8. Don't know	7.0	5.1	0.0	0.0	2.4	1.8
-9. Refused	0.3	0.4	0.8	1.1	0.6	0.9

dhs_threatamt

Label: How much of a threat does federal govt pose to citizens
Position: Post election survey, section-item no. 160-34.5
Description: DHS: Department of Homeland Security
Question: How threatening to rights and freedoms are the federal government's powers? [extremely threatening, very threatening, moderately threatening, or slightly threatening / slightly threatening, moderately threatening, very threatening, or extremely threatening]?
Universe: IF R THINKS THE FEDERAL GOVERNMENT'S POWERS THREATEN RIGHTS AND FREEDOMS:
Logic: Ask if DHS THREAT=1, else skip.
Source: Respondent

Unweighted Frequencies

	F2F	Web	Total
1. Extremely threatening	128	350	478
2. Very threatening	169	497	666
3. Moderately threatening	319	736	1055
4. Slightly threatening	186	320	506
-1. Inapplicable	1126	1676	2802
-6. Not asked, unit nonresponse (no Post-election interview)	121	130	251
-7. Deleted due to partial (Post-election) interview	3	149	152
-8. Don't know	4	0	4
-9. Refused	0	2	2

Weighted Percentages

	F2F		Web		Total	
	Raw	Weights	Raw	Weights	Raw	Weights
1. Extremely threatening	6.2	6.6	9.1	8.8	8.1	8.0
2. Very threatening	8.2	10.6	12.9	12.5	11.3	11.8
3. Moderately threatening	15.5	16.7	19.1	20.7	17.8	19.3
4. Slightly threatening	9.0	10.5	8.3	9.1	8.6	9.6
-1. Inapplicable	54.8	49.6	43.4	41.2	47.4	44.1
-6. Not asked, unit nonresponse (no Post-election interview)	5.9	5.6	3.4	3.5	4.2	4.2
-7. Deleted due to partial (Post-election) interview	0.1	0.1	3.9	4.1	2.6	2.7
-8. Don't know	0.2	0.3	0.0	0.0	0.1	0.1
-9. Refused	0.0	0.0	0.1	0.1	0.0	0.0

dhs_appterr

Label: DHS: Approve/disappr govt efforts to reduce terrorism
Position: Post election survey, section-item no. 160-83
Description: DHS: Department of Homeland Security
Question: Do you APPROVE, DISAPPROVE, or NEITHER APPROVE NOR DISAPPROVE of the way the U.S. federal government has handled the effort to reduce the risk of terrorist attacks in the United States during the last four years?
Source: Respondent

Unweighted Frequencies

	F2F	Web	Total
1. Approve	1303	1749	3052
2. Disapprove	272	599	871
3. Neither approve nor disapprove	296	1219	1515
-6. Not asked, unit nonresponse (no Post-election interview)	121	130	251
-7. Deleted due to partial (Post-election) interview	3	149	152
-8. Don't know	58	0	58
-9. Refused	3	14	17

Weighted Percentages

	F2F		Web		Total	
	Raw	Weights	Raw	Weights	Raw	Weights
1. Approve	63.4	63.4	45.3	42.8	51.6	49.9
2. Disapprove	13.2	13.4	15.5	16.1	14.7	15.1
3. Neither approve nor disapprove	14.4	15.2	31.6	33.1	25.6	26.9
-6. Not asked, unit nonresponse (no Post-election interview)	5.9	5.6	3.4	3.5	4.2	4.2
-7. Deleted due to partial (Post-election) interview	0.1	0.1	3.9	4.1	2.6	2.7
-8. Don't know	2.8	2.1	0.0	0.0	1.0	0.7
-9. Refused	0.1	0.2	0.4	0.5	0.3	0.4

dhs_apptermch

Label: DHS: How much approve efforts to reduce terrorism
Position: Post election survey, section-item no. 160-84
Description: DHS: Department of Homeland Security
Question: Do you approve [EXTREMELY strongly, MODERATELY strongly, or SLIGHTLY strongly / SLIGHTLY strongly, MODERATELY strongly, or EXTREMELY strongly]?
Universe: IF R APPROVES HANDLING OF EFFORTS TO REDUCE TERRORISM:
Logic: Ask if DHS APPTERR=1, else skip
Web Logic: Online, bank with previous item, DHS APPTERR.
Source: Respondent

Unweighted Frequencies

	F2F	Web	Total
1. Extremely	372	418	790
2. Moderately	664	1113	1777
3. Slightly	265	214	479
-1. Inapplicable	629	1832	2461
-6. Not asked, unit nonresponse (no Post-election interview)	121	130	251
-7. Deleted due to partial (Post-election) interview	3	149	152
-8. Don't know	2	0	2
-9. Refused	0	4	4

Weighted Percentages

	F2F		Web		Total	
	Raw	Weights	Raw	Weights	Raw	Weights
1. Extremely	18.1	15.6	10.8	9.9	13.4	11.9
2. Moderately	32.3	34.3	28.8	26.6	30.0	29.3
3. Slightly	12.9	13.4	5.5	6.2	8.1	8.7
-1. Inapplicable	30.6	30.9	47.5	49.7	41.6	43.1
-6. Not asked, unit nonresponse (no Post-election interview)	5.9	5.6	3.4	3.5	4.2	4.2
-7. Deleted due to partial (Post-election) interview	0.1	0.1	3.9	4.1	2.6	2.7
-8. Don't know	0.1	0.2	0.0	0.0	0.0	0.1
-9. Refused	0.0	0.0	0.1	0.1	0.1	0.0

dhs_disterrmch

Label: DHS: How much disapprove efforts to reduce terrorism
 Position: Post election survey, section-item no. 160-85
 Description: DHS: Department of Homeland Security
 Question: Do you disapprove [EXTREMELY strongly, MODERATELY strongly, or SLIGHTLY strongly / SLIGHTLY strongly, MODERATELY strongly, or EXTREMELY strongly]?
 Universe: IF R DISAPPROVES HANDLING OF EFFORTS TO REDUCE TERRORISM:
 Logic: Ask if DHS APPTERR=2, else skip
 Web Logic: Online, bank with DHS APPTERR.
 Source: Respondent

Unweighted Frequencies

	F2F	Web	Total
1. Extremely	78	223	301
2. Moderately	131	294	425
3. Slightly	63	82	145
-1. Inapplicable	1660	2982	4642
-6. Not asked, unit nonresponse (no Post-election interview)	121	130	251
-7. Deleted due to partial (Post-election) interview	3	149	152

Weighted Percentages

	F2F		Web		Total	
	Raw	Weights	Raw	Weights	Raw	Weights
1. Extremely	3.8	3.7	5.8	5.5	5.1	4.9
2. Moderately	6.4	6.5	7.6	8.1	7.2	7.6
3. Slightly	3.1	3.2	2.1	2.4	2.5	2.7
-1. Inapplicable	80.7	80.9	77.3	76.4	78.5	77.9
-6. Not asked, unit nonresponse (no Post-election interview)	5.9	5.6	3.4	3.5	4.2	4.2
-7. Deleted due to partial (Post-election) interview	0.1	0.1	3.9	4.1	2.6	2.7

dhs_attack

Label: DHS: Likely terrorist attack killing 100/more in nxt yr
Position: Post election survey, section-item no. 160-97
Description: DHS: Department of Homeland Security
Question: During the next 12 months, how likely is it that there will be a terrorist attack in the United States that kills 100 or more people? Is it [EXTREMELY LIKELY, VERY LIKELY, MODERATELY LIKELY, SLIGHTLY LIKELY, or NOT AT ALL LIKELY / NOT AT ALL LIKELY, SLIGHTLY LIKELY, MODERATELY LIKELY, VERY LIKELY, or EXTREMELY LIKELY]?
Source: Respondent

Unweighted Frequencies

	F2F	Web	Total
1. Extremely likely	66	88	154
2. Very likely	152	324	476
3. Moderately likely	401	1071	1472
4. Slightly likely	713	1559	2272
5. Not at all likely	443	516	959
-6. Not asked, unit nonresponse (no Post-election interview)	121	130	251
-7. Deleted due to partial (Post-election) interview	3	149	152
-8. Don't know	150	0	150
-9. Refused	7	23	30

Weighted Percentages

	F2F		Web		Total	
	Raw	Weights	Raw	Weights	Raw	Weights
1. Extremely likely	3.2	2.2	2.3	2.4	2.6	2.4
2. Very likely	7.4	8.3	8.4	8.3	8.0	8.3
3. Moderately likely	19.5	21.6	27.7	28.3	24.9	26.0
4. Slightly likely	34.7	36.9	40.4	39.5	38.4	38.6
5. Not at all likely	21.5	19.0	13.4	13.0	16.2	15.1
-6. Not asked, unit nonresponse (no Post-election interview)	5.9	5.6	3.4	3.5	4.2	4.2
-7. Deleted due to partial (Post-election) interview	0.1	0.1	3.9	4.1	2.6	2.7
-8. Don't know	7.3	5.7	0.0	0.0	2.5	2.0
-9. Refused	0.3	0.5	0.6	0.9	0.5	0.8

dhs_torture

Label: DHS: Favor or oppose torture for suspected terrorists
 Position: Post election survey, section-item no. 160-143
 Description: DHS: Department of Homeland Security
 Question: Do you FAVOR, OPPOSE, or NEITHER FAVOR NOR OPPOSE the U.S. government torturing people, who are suspected of being terrorists, to try to get information?
 Source: Respondent

Unweighted Frequencies

	F2F	Web	Total
1. Favor	474	792	1266
2. Oppose	1034	1467	2501
3. Neither favor nor oppose	368	1307	1675
-6. Not asked, unit nonresponse (no Post-election interview)	121	130	251
-7. Deleted due to partial (Post-election) interview	3	149	152
-8. Don't know	46	0	46
-9. Refused	10	15	25

Weighted Percentages

	F2F		Web		Total	
	Raw	Weights	Raw	Weights	Raw	Weights
1. Favor	23.1	24.1	20.5	21.3	21.4	22.3
2. Oppose	50.3	49.7	38.0	35.8	42.3	40.6
3. Neither favor nor oppose	17.9	18.5	33.9	34.8	28.3	29.1
-6. Not asked, unit nonresponse (no Post-election interview)	5.9	5.6	3.4	3.5	4.2	4.2
-7. Deleted due to partial (Post-election) interview	0.1	0.1	3.9	4.1	2.6	2.7
-8. Don't know	2.2	1.6	0.0	0.0	0.8	0.6
-9. Refused	0.5	0.3	0.4	0.5	0.4	0.5

dhs_torturefav

Label: DHS: How much favor torture for suspected terrorists
Position: Post election survey, section-item no. 160-144
Description: DHS: Department of Homeland Security
Question: Do you favor that [A GREAT DEAL, MODERATELY, or A LITTLE / A LITTLE, MODERATELY, or A GREAT DEAL]?
Universe: IF R FAVORS USE OF TORTURE AGAINST SUSPECTED TERRORISTS:
Logic: Ask if DHS TORTURE=1 else skip
Web Logic: Online, bank with DHS TORTURE.
Source: Respondent

Unweighted Frequencies

	F2F	Web	Total
1. A great deal	181	313	494
2. Moderately	183	321	504
3. A little	110	156	266
-1. Inapplicable	1458	2789	4247
-6. Not asked, unit nonresponse (no Post-election interview)	121	130	251
-7. Deleted due to partial (Post-election) interview	3	149	152
-9. Refused	0	2	2

Weighted Percentages

	F2F		Web		Total	
	Raw	Weights	Raw	Weights	Raw	Weights
1. A great deal	8.8	8.8	8.1	8.4	8.4	8.5
2. Moderately	8.9	9.6	8.3	8.8	8.5	9.0
3. A little	5.4	5.8	4.0	4.1	4.5	4.7
-1. Inapplicable	70.9	70.2	72.3	71.1	71.8	70.8
-6. Not asked, unit nonresponse (no Post-election interview)	5.9	5.6	3.4	3.5	4.2	4.2
-7. Deleted due to partial (Post-election) interview	0.1	0.1	3.9	4.1	2.6	2.7
-9. Refused	0.0	0.0	0.1	0.1	0.0	0.0

dhs_tortureopp

Label: DHS: How much oppose torture for suspected terrorists
Position: Post election survey, section-item no. 160-145
Description: DHS: Department of Homeland Security
Question: Do you oppose that [A GREAT DEAL, MODERATELY, or A LITTLE / A LITTLE, MODERATELY, or A GREAT DEAL]?
Universe: IF R OPPOSES USE OF TORTURE AGAINST SUSPECTED TERRORISTS:
Logic: Ask if DHS TORTURE=2 else skip
Web Logic: Online, bank with DHS TORTURE.
Source: Respondent

Unweighted Frequencies

	F2F	Web	Total
1. A great deal	619	846	1465
2. Moderately	286	463	749
3. A little	126	155	281
-1. Inapplicable	898	2114	3012
-6. Not asked, unit nonresponse (no Post-election interview)	121	130	251
-7. Deleted due to partial (Post-election) interview	3	149	152
-8. Don't know	3	0	3
-9. Refused	0	3	3

Weighted Percentages

	F2F		Web		Total	
	Raw	Weights	Raw	Weights	Raw	Weights
1. A great deal	30.1	29.4	21.9	19.4	24.8	22.9
2. Moderately	13.9	14.1	12.0	11.9	12.7	12.7
3. A little	6.1	6.1	4.0	4.3	4.7	5.0
-1. Inapplicable	43.7	44.6	54.8	56.7	50.9	52.5
-6. Not asked, unit nonresponse (no Post-election interview)	5.9	5.6	3.4	3.5	4.2	4.2
-7. Deleted due to partial (Post-election) interview	0.1	0.1	3.9	4.1	2.6	2.7
-8. Don't know	0.1	0.1	0.0	0.0	0.1	0.0
-9. Refused	0.0	0.0	0.1	0.1	0.1	0.1

pohisp_hispnews

Label: HISPANIC: news in English or Spanish
Position: Post election survey, section-item no. 161-1
Description: Hispanic R ethnic distinction and assimilation
Question: For information about politics would you say you get the most information from Spanish-language television, radio, and newspapers, or from English-language TV, radio, and newspapers?
Universe: IF R IS IDENTIFIED AS HISPANIC IN PRE-ELECTION IW:
Logic: Ask if DEM HISP=1, else skip
Web Logic: Online, omit response options 3 and 5.
Source: Respondent

Unweighted Frequencies

	F2F	Web	Total
1. English more	316	374	690
2. Spanish more	64	107	171
3. Both equally (bilingual) (VOL)	56	0	56
5. Other (SPECIFY)	2	0	2
-1. Inapplicable	1491	3099	4590
-6. Not asked, unit nonresponse (no Post-election interview)	121	130	251
-7. Deleted due to partial (Post-election) interview	3	149	152
-8. Don't know	2	0	2
-9. Refused	1	1	2

Weighted Percentages

	F2F		Web		Total	
	Raw	Weights	Raw	Weights	Raw	Weights
1. English more	15.4	6.8	9.7	8.1	11.7	7.7
2. Spanish more	3.1	1.5	2.8	2.0	2.9	1.8
3. Both equally (bilingual) (VOL)	2.7	1.4	0.0	0.0	0.9	0.5
5. Other (SPECIFY)	0.1	0.0	0.0	0.0	0.0	0.0
-1. Inapplicable	72.5	84.4	80.3	82.3	77.6	83.0
-6. Not asked, unit nonresponse (no Post-election interview)	5.9	5.6	3.4	3.5	4.2	4.2
-7. Deleted due to partial (Post-election) interview	0.1	0.1	3.9	4.1	2.6	2.7
-8. Don't know	0.1	0.0	0.0	0.0	0.0	0.0

pohisp_hispnews_othtxt

Label: POST: HISPANIC: Other specify- news in English or Spanish

3 unique outcomes.

Unweighted Frequencies

	Count
<NULL>	5914
I never pay no mind to that	1
Neither	1

pohisp_uselang

Label: HISPANIC: how much R uses English or Spanish
Position: Post election survey, section-item no. 161-1.8
Description: Hispanic R ethnic distinction and assimilation
Question: Comparing how often you speak in English or Spanish in your day-to-day life, would you say that you are generally speaking: - English and little or no Spanish, - Mostly English but Spanish at least some of the time, - English and Spanish about equally, - Mostly Spanish but English at least some of the time, or - Spanish and little or no English?
Universe: IF R IS IDENTIFIED AS HISPANIC IN PRE-ELECTION IW:
Logic: Ask if DEM HISP=1, else skip
Source: Respondent

Unweighted Frequencies

	F2F	Web	Total
1. English and little or no Spanish	160	154	314
2. Mostly English but Spanish at least some of the time	115	107	222
3. Both English and Spanish about equally	101	125	226
4. Mostly Spanish but English at least some of the time	41	60	101
5. Spanish and little or no English	24	36	60
-1. Inapplicable	1491	3099	4590
-6. Not asked, unit nonresponse (no Post-election interview)	121	130	251
-7. Deleted due to partial (Post-election) interview	3	149	152

	Weighted Percentages					
	F2F		Web		Total	
	Raw	Weights	Raw	Weights	Raw	Weights
1. English and little or no Spanish	7.8	3.8	4.0	4.2	5.3	4.0
2. Mostly English but Spanish at least some of the time	5.6	2.3	2.8	1.9	3.8	2.0
3. Both English and Spanish about equally	4.9	1.9	3.2	2.3	3.8	2.2
4. Mostly Spanish but English at least some of the time	2.0	1.1	1.6	1.1	1.7	1.1
5. Spanish and little or no English	1.2	0.7	0.9	0.7	1.0	0.7
-1. Inapplicable	72.5	84.4	80.3	82.3	77.6	83.0
-6. Not asked, unit nonresponse (no Post-election interview)	5.9	5.6	3.4	3.5	4.2	4.2
-7. Deleted due to partial (Post-election) interview	0.1	0.1	3.9	4.1	2.6	2.7

pohisp_renglish

Label: HISPANIC and not English-only: converse well in English
Position: Post election survey, section-item no. 161-2
Description: Hispanic R ethnic distinction and assimilation
Question: Would you say you could carry on a conversation in English -- both understanding and speaking -- [VERY WELL, PRETTY WELL, JUST A LITTLE, or NOT AT ALL / NOT AT ALL, JUST A LITTLE, PRETTY WELL, or VERY WELL]?
Universe: IF R IS IDENTIFIED AS HISPANIC IN PRE-ELECTION IW: IF R DOES NOT SPEAK ONLY ENGLISH IN DAY TO DAY LIFE:
Logic: Ask if POHISP USELANG in(2,3,4,5), else skip. Response option Other is fixed last; only response options 1-4 are set to forward or reverse ordering.
Web Logic: Online, omit response option 5.
Source: Respondent

Unweighted Frequencies

	F2F	Web	Total
1. Very well	202	176	378
2. Pretty well	40	74	114
3. Just a little	32	67	99
4. Not at all	6	11	17
-1. Inapplicable	1651	3253	4904
-6. Not asked, unit nonresponse (no Post-election interview)	121	130	251
-7. Deleted due to partial (Post-election) interview	3	149	152
-8. Don't know	1	0	1

Weighted Percentages

	F2F		Web		Total	
	Raw	Weights	Raw	Weights	Raw	Weights
1. Very well	9.8	4.2	4.6	3.0	6.4	3.4
2. Pretty well	1.9	0.9	1.9	1.4	1.9	1.2
3. Just a little	1.6	0.7	1.7	1.3	1.7	1.1
4. Not at all	0.3	0.2	0.3	0.3	0.3	0.3
-1. Inapplicable	80.3	88.2	84.3	86.4	82.9	87.1
-6. Not asked, unit nonresponse (no Post-election interview)	5.9	5.6	3.4	3.5	4.2	4.2
-7. Deleted due to partial (Post-election) interview	0.1	0.1	3.9	4.1	2.6	2.7

pohisp_renglish_othtxt

Label: POST: HISPANIC: Oth spec- how well speak in English (not English only)

1 unique outcome.

Unweighted Frequencies

	Count
<NULL>	<u>5916</u>

pohisp_rspanish

Label: HISPANIC and not Spanish-only: converse well in Spanish
Position: Post election survey, section-item no. 161-3
Description: Hispanic R ethnic distinction and assimilation
Question: Would you say you could carry on a conversation in Spanish -- both understanding and speaking -- [VERY WELL, PRETTY WELL, JUST A LITTLE, or NOT AT ALL / NOT AT ALL, JUST A LITTLE, PRETTY WELL, or VERY WELL]?
Universe: IF R IS IDENTIFIED AS HISPANIC IN PRE-ELECTION IW: IF R DOES NOT SPEAK ONLY ENGLISH IN DAY TO DAY LIFE:
Logic: Ask if POHISP USELANG in(1,2,3,4), else skip. Response option Other is fixed last; only response options 1-4 are set to forward or reverse ordering.
Web Logic: Online, omit response option 5.
Source: Respondent

Unweighted Frequencies

	F2F	Web	Total
1. Very well	189	221	410
2. Pretty well	100	106	206
3. Just a little	62	63	125
4. Not at all	66	56	122
-1. Inapplicable	1515	3135	4650
-6. Not asked, unit nonresponse (no Post-election interview)	121	130	251
-7. Deleted due to partial (Post-election) interview	3	149	152

Weighted Percentages

	F2F		Web		Total	
	Raw	Weights	Raw	Weights	Raw	Weights
1. Very well	9.2	4.2	5.7	3.9	6.9	4.0
2. Pretty well	4.9	2.1	2.7	2.2	3.5	2.2
3. Just a little	3.0	1.5	1.6	1.8	2.1	1.7
4. Not at all	3.2	1.4	1.5	1.6	2.1	1.5
-1. Inapplicable	73.7	85.1	81.2	83.0	78.6	83.7
-6. Not asked, unit nonresponse (no Post-election interview)	5.9	5.6	3.4	3.5	4.2	4.2
-7. Deleted due to partial (Post-election) interview	0.1	0.1	3.9	4.1	2.6	2.7

pohisp_rspanish_othtxt

Label: POST: HISPANIC: Oth spec- how well speak in Spanish (not Spanish only)

1 unique outcome.

Unweighted Frequencies

	Count
<NULL>	<u>5916</u>

pohisp_keepspan

Label: HISPANIC: how important to speak Spanish
Position: Post election survey, section-item no. 161-4
Description: Hispanic R ethnic distinction and assimilation
Question: How important do you think it is for you or your family to maintain the ability to speak Spanish? [VERY important, SOMEWHAT important, NOT VERY important, or NOT AT ALL important / NOT AT ALL important, NOT VERY important, SOMEWHAT important, or VERY important]?
Universe: IF R IS IDENTIFIED AS HISPANIC IN PRE-ELECTION IW:
Logic: Ask if DEM HISP=1, else skip
Source: Respondent

Unweighted Frequencies

	F2F	Web	Total
1. Very Important	295	274	569
2. Somewhat important	90	132	222
3. Not very important	20	45	65
4. Not at all important	34	31	65
-1. Inapplicable	1491	3099	4590
-6. Not asked, unit nonresponse (no Post-election interview)	121	130	251
-7. Deleted due to partial (Post-election) interview	3	149	152
-8. Don't know	2	0	2

Weighted Percentages

	F2F		Web		Total	
	Raw	Weights	Raw	Weights	Raw	Weights
1. Very Important	14.3	6.4	7.1	5.0	9.6	5.5
2. Somewhat important	4.4	2.2	3.4	2.9	3.8	2.6
3. Not very important	1.0	0.6	1.2	1.3	1.1	1.1
4. Not at all important	1.7	0.6	0.8	0.9	1.1	0.8
-1. Inapplicable	72.5	84.4	80.3	82.3	77.6	83.0
-6. Not asked, unit nonresponse (no Post-election interview)	5.9	5.6	3.4	3.5	4.2	4.2
-7. Deleted due to partial (Post-election) interview	0.1	0.1	3.9	4.1	2.6	2.7
-8. Don't know	0.1	0.0	0.0	0.0	0.0	0.0

pohisp_readeng

Label: HISPANIC: how impt to read and write English in U.S.
Position: Post election survey, section-item no. 161-5
Description: Hispanic R ethnic distinction and assimilation
Question: How important do you think it is that everyone in the United States learn to read and write English? [VERY important, SOMEWHAT important, NOT VERY important, or NOT AT ALL important / NOT AT ALL important, NOT VERY important, SOMEWHAT important, or VERY important]?
Universe: IF R IS IDENTIFIED AS HISPANIC IN PRE-ELECTION IW:
Logic: Ask if DEM HISP=1, else skip
Source: Respondent

Unweighted Frequencies

	F2F	Web	Total
1. Very Important	387	392	779
2. Somewhat important	44	77	121
3. Not very important	6	12	18
4. Not at all important	4	1	5
-1. Inapplicable	1491	3099	4590
-6. Not asked, unit nonresponse (no Post-election interview)	121	130	251
-7. Deleted due to partial (Post-election) interview	3	149	152

Weighted Percentages

	F2F		Web		Total	
	Raw	Weights	Raw	Weights	Raw	Weights
1. Very Important	18.8	8.5	10.2	7.7	13.2	7.9
2. Somewhat important	2.1	1.2	2.0	2.1	2.0	1.8
3. Not very important	0.3	0.2	0.3	0.4	0.3	0.3
4. Not at all important	0.2	0.0	0.0	0.0	0.1	0.0
-1. Inapplicable	72.5	84.4	80.3	82.3	77.6	83.0
-6. Not asked, unit nonresponse (no Post-election interview)	5.9	5.6	3.4	3.5	4.2	4.2
-7. Deleted due to partial (Post-election) interview	0.1	0.1	3.9	4.1	2.6	2.7

pohisp_speakeng

Label: HISPANIC: how important to speak English in US
Position: Post election survey, section-item no. 161-6
Description: Hispanic R ethnic distinction and assimilation
Question: How important do you think it is that everyone in the United States learn to speak English? [VERY important, SOMEWHAT important, NOT VERY important, or NOT AT ALL important / NOT AT ALL important, NOT VERY important, SOMEWHAT important, or VERY important]?
Universe: IF R IS IDENTIFIED AS HISPANIC IN PRE-ELECTION IW:
Logic: Ask if DEM HISP=1, else skip
Source: Respondent

Unweighted Frequencies

	F2F	Web	Total
1. Very Important	384	385	769
2. Somewhat important	50	79	129
3. Not very important	7	15	22
4. Not at all important	0	3	3
-1. Inapplicable	1491	3099	4590
-6. Not asked, unit nonresponse (no Post-election interview)	121	130	251
-7. Deleted due to partial (Post-election) interview	3	149	152

Weighted Percentages

	F2F		Web		Total	
	Raw	Weights	Raw	Weights	Raw	Weights
1. Very Important	18.7	8.5	10.0	7.5	13.0	7.8
2. Somewhat important	2.4	1.1	2.0	2.3	2.2	1.9
3. Not very important	0.3	0.2	0.4	0.3	0.4	0.3
4. Not at all important	0.0	0.0	0.1	0.1	0.1	0.0
-1. Inapplicable	72.5	84.4	80.3	82.3	77.6	83.0
-6. Not asked, unit nonresponse (no Post-election interview)	5.9	5.6	3.4	3.5	4.2	4.2
-7. Deleted due to partial (Post-election) interview	0.1	0.1	3.9	4.1	2.6	2.7

pohisp_impassin

Label: HISPANIC: how important to blend in
Position: Post election survey, section-item no. 161-7
Description: Hispanic R ethnic distinction and assimilation
Question: How important is it for Hispanics to: Change so that they blend into the larger American society? [VERY important, SOMEWHAT important, or NOT AT ALL important / NOT AT ALL important, SOMEWHAT important, or VERY important]?
Universe: IF R IS IDENTIFIED AS HISPANIC IN PRE-ELECTION IW:
Logic: Ask if DEM HISP=1, else skip
Source: Respondent

Unweighted Frequencies

	F2F	Web	Total
1. Very important	117	169	286
2. Somewhat important	148	221	369
3. Not at all important	164	92	256
-1. Inapplicable	1491	3099	4590
-6. Not asked, unit nonresponse (no Post-election interview)	121	130	251
-7. Deleted due to partial (Post-election) interview	3	149	152
-8. Don't know	8	0	8
-9. Refused	4	0	4

Weighted Percentages

	F2F		Web		Total	
	Raw	Weights	Raw	Weights	Raw	Weights
1. Very important	5.7	2.7	4.4	3.2	4.8	3.0
2. Somewhat important	7.2	4.0	5.7	4.9	6.2	4.6
3. Not at all important	8.0	2.9	2.4	2.0	4.3	2.3
-1. Inapplicable	72.5	84.4	80.3	82.3	77.6	83.0
-6. Not asked, unit nonresponse (no Post-election interview)	5.9	5.6	3.4	3.5	4.2	4.2
-7. Deleted due to partial (Post-election) interview	0.1	0.1	3.9	4.1	2.6	2.7
-8. Don't know	0.4	0.2	0.0	0.0	0.1	0.1
-9. Refused	0.2	0.1	0.0	0.0	0.1	0.0

pohisp_impdistinct

Label: HISPANIC: how important to maintain culture
Position: Post election survey, section-item no. 161-8
Description: Hispanic R ethnic distinction and assimilation
Question: How important is it for Hispanics to: Maintain their distinct cultures? [VERY important, SOMEWHAT important, or NOT AT ALL important / NOT AT ALL important, SOMEWHAT important, or VERY important]?
Universe: IF R IS IDENTIFIED AS HISPANIC IN PRE-ELECTION IW:
Logic: Ask if DEM HISP=1, else skip
Source: Respondent

Unweighted Frequencies

	F2F	Web	Total
1. Very important	277	233	510
2. Somewhat important	129	223	352
3. Not at all important	32	26	58
-1. Inapplicable	1491	3099	4590
-6. Not asked, unit nonresponse (no Post-election interview)	121	130	251
-7. Deleted due to partial (Post-election) interview	3	149	152
-8. Don't know	3	0	3

Weighted Percentages

	F2F		Web		Total	
	Raw	Weights	Raw	Weights	Raw	Weights
1. Very important	13.5	6.0	6.0	4.6	8.6	5.1
2. Somewhat important	6.3	3.0	5.8	4.9	5.9	4.2
3. Not at all important	1.6	0.7	0.7	0.6	1.0	0.6
-1. Inapplicable	72.5	84.4	80.3	82.3	77.6	83.0
-6. Not asked, unit nonresponse (no Post-election interview)	5.9	5.6	3.4	3.5	4.2	4.2
-7. Deleted due to partial (Post-election) interview	0.1	0.1	3.9	4.1	2.6	2.7
-8. Don't know	0.1	0.1	0.0	0.0	0.1	0.0

pohisp_cnctcntry

Label: HISPANIC: how often contact with ancestral country
Position: Post election survey, section-item no. 161-9
Description: Hispanic R ethnic distinction and assimilation
Question: How often do you have contact with friends and family in [dem hispcntry] [ONCE A WEEK OR MORE, ONCE A MONTH OR MORE, ONCE EVERY SEVERAL MONTHS, or NEVER / NEVER, ONCE EVERY SEVERAL MONTHS, ONCE A MONTH OR MORE, or ONCE A WEEK OR MORE]?
Universe: IF R IS IDENTIFIED AS HISPANIC IN PRE-ELECTION IW: IF COUNTRY OF HISPANIC ANCESTRY WAS IDENTIFIED IN PRE:
Logic: Ask if DEM HISP=1 and DEM HISPCNTRY >= 1 and DEM HISPCNTRY <= 20, else skip. In question text, load the corresponding name of the country for the code value of DEM HISPCNTRY.
Source: Respondent

Unweighted Frequencies

	F2F	Web	Total
1. Once a week or more	66	101	167
2. Once a month or more	74	68	142
3. Once every several months	79	89	168
4. Never	182	216	398
-1. Inapplicable	1527	3107	4634
-6. Not asked, unit nonresponse (no Post-election interview)	121	130	251
-7. Deleted due to partial (Post-election) interview	3	149	152
-8. Don't know	1	0	1
-9. Refused	3	0	3

Weighted Percentages

	F2F		Web		Total	
	Raw	Weights	Raw	Weights	Raw	Weights
1. Once a week or more	3.2	2.0	2.6	2.1	2.8	2.0
2. Once a month or more	3.6	1.3	1.8	1.4	2.4	1.4
3. Once every several months	3.8	1.8	2.3	1.8	2.8	1.8
4. Never	8.9	3.7	5.6	4.8	6.7	4.4
-1. Inapplicable	74.3	85.4	80.5	82.4	78.3	83.4
-6. Not asked, unit nonresponse (no Post-election interview)	5.9	5.6	3.4	3.5	4.2	4.2
-7. Deleted due to partial (Post-election) interview	0.1	0.1	3.9	4.1	2.6	2.7
-9. Refused	0.1	0.0	0.0	0.0	0.1	0.0

pohisp_viscntry

Label: HISPANIC: how often visit ancestral country
Position: Post election survey, section-item no. 161-10
Description: Hispanic R ethnic distinction and assimilation
Question: How often do you visit [dem hispcntry]? [MORE THAN ONCE A YEAR, ONCE A YEAR, ONCE IN THE PAST THREE YEARS, ONCE IN THE PAST FIVE YEARS, MORE THAN FIVE YEARS AGO, or NEVER / NEVER, MORE THAN FIVE YEARS AGO, ONCE IN THE PAST FIVE YEARS, ONCE IN THE PAST THREE YEARS, ONCE A YEAR, or MORE THAN ONCE A YEAR]?
Universe: IF R IS IDENTIFIED AS HISPANIC IN PRE-ELECTION IW: IF COUNTRY OF HISPANIC ANCESTRY WAS IDENTIFIED IN PRE:
Logic: Ask if DEM HISP=1 and DEM HISPCNTRY >= 1 and DEM HISPCNTRY <= 20, else skip. In question text, load the corresponding name of the country for the code value of DEM HISPCNTRY.
Source: Respondent

Unweighted Frequencies

	F2F	Web	Total
1. More than once a year	26	48	74
2. Once a year	38	55	93
3. Once in the past three years	51	51	102
4. Once in the past five years	38	29	67
5. More than five years ago	91	131	222
6. Never	158	160	318
-1. Inapplicable	1527	3107	4634
-6. Not asked, unit nonresponse (no Post-election interview)	121	130	251
-7. Deleted due to partial (Post-election) interview	3	149	152
-8. Don't know	1	0	1
-9. Refused	2	0	2

Weighted Percentages

	F2F		Web		Total	
	Raw	Weights	Raw	Weights	Raw	Weights
1. More than once a year	1.3	0.6	1.2	1.0	1.3	0.8
2. Once a year	1.8	0.9	1.4	1.0	1.6	1.0
3. Once in the past three years	2.5	1.3	1.3	0.8	1.7	1.0
4. Once in the past five years	1.8	0.7	0.8	0.6	1.1	0.6
5. More than five years ago	4.4	2.3	3.4	2.7	3.8	2.6
6. Never	7.7	3.1	4.1	3.9	5.4	3.6
-1. Inapplicable	74.3	85.4	80.5	82.4	78.3	83.4
-6. Not asked, unit nonresponse (no Post-election interview)	5.9	5.6	3.4	3.5	4.2	4.2
-7. Deleted due to partial (Post-election) interview	0.1	0.1	3.9	4.1	2.6	2.7
-9. Refused	0.1	0.1	0.0	0.0	0.0	0.0

pohisp_moneycntry

Label: HISPANIC: how often send money ancestral country
 Position: Post election survey, section-item no. 161-11
 Description: Hispanic R ethnic distinction and assimilation
 Question: How often do you send money to friends or family in [dem hispcntry]? [MORE THAN ONCE A MONTH, ONCE A MONTH, ONCE EVERY FEW MONTHS, ONCE A YEAR, LESS THAN ONCE A YEAR, or NEVER / NEVER, LESS THAN ONCE A YEAR, ONCE A YEAR, ONCE EVERY FEW MONTHS, ONCE A MONTH, MORE THAN ONCE A MONTH]?
 Universe: IF R IS IDENTIFIED AS HISPANIC IN PRE-ELECTION IW: IF COUNTRY OF HISPANIC ANCESTRY WAS IDENTIFIED IN PRE:
 Logic: Ask if DEM HISP=1 and DEM HISPCNTRY >= 1 and DEM HISPCNTRY <= 20, else skip. In question text, load the corresponding name of the country for the code value of DEM HISPCNTRY.
 Source: Respondent

Unweighted Frequencies

	F2F	Web	Total
1. More than once a month	11	10	21
2. Once a month	32	30	62
3. Once every few months	38	39	77
4. Once a year	21	31	52
5. Less than once a year	14	32	46
6. Never	285	332	617
-1. Inapplicable	1527	3107	4634
-6. Not asked, unit nonresponse (no Post-election interview)	121	130	251
-7. Deleted due to partial (Post-election) interview	3	149	152
-8. Don't know	1	0	1
-9. Refused	3	0	3

Weighted Percentages

	F2F		Web		Total	
	Raw	Weights	Raw	Weights	Raw	Weights
1. More than once a month	0.5	0.1	0.3	0.2	0.4	0.2
2. Once a month	1.6	0.9	0.8	0.7	1.0	0.8
3. Once every few months	1.8	1.1	1.0	0.7	1.3	0.9
4. Once a year	1.0	0.5	0.8	0.5	0.9	0.5
5. Less than once a year	0.7	0.3	0.8	0.7	0.8	0.5
6. Never	13.9	5.9	8.6	7.2	10.4	6.8
-1. Inapplicable	74.3	85.4	80.5	82.4	78.3	83.4
-6. Not asked, unit nonresponse (no Post-election interview)	5.9	5.6	3.4	3.5	4.2	4.2
-7. Deleted due to partial (Post-election) interview	0.1	0.1	3.9	4.1	2.6	2.7
-9. Refused	0.1	0.1	0.0	0.0	0.1	0.0

pohisp_polcntry

Label: HISPANIC: attn to politics in ancestral country
Position: Post election survey, section-item no. 161-12
Description: Hispanic R ethnic distinction and assimilation
Question: How much attention would you say you pay to politics in [dem hispcntry]? Would you say you pay [A LOT of attention, SOME attention, a LITTLE attention, or NONE AT ALL / NONE AT ALL, a LITTLE attention, SOME attention, or A LOT of attention]?
Universe: IF R IS IDENTIFIED AS HISPANIC IN PRE-ELECTION IW: IF COUNTRY OF HISPANIC ANCESTRY WAS IDENTIFIED IN PRE:
Logic: Ask if DEM HISP=1 and DEM HISPCNTRY >= 1 and DEM HISPCNTRY <= 20, else skip. In question text, load the corresponding name of the country for the code value of DEM HISPCNTRY.
Source: Respondent

Unweighted Frequencies

	F2F	Web	Total
1. A lot	18	37	55
2. Some	55	110	165
3. Little	119	150	269
4. None at all	209	177	386
-1. Inapplicable	1527	3107	4634
-6. Not asked, unit nonresponse (no Post-election interview)	121	130	251
-7. Deleted due to partial (Post-election) interview	3	149	152
-8. Don't know	2	0	2
-9. Refused	2	0	2

Weighted Percentages

	F2F		Web		Total	
	Raw	Weights	Raw	Weights	Raw	Weights
1. A lot	0.9	0.4	1.0	0.5	0.9	0.5
2. Some	2.7	1.3	2.8	1.8	2.8	1.6
3. Little	5.8	2.8	3.9	2.9	4.5	2.9
4. None at all	10.2	4.3	4.6	4.9	6.5	4.7
-1. Inapplicable	74.3	85.4	80.5	82.4	78.3	83.4
-6. Not asked, unit nonresponse (no Post-election interview)	5.9	5.6	3.4	3.5	4.2	4.2
-7. Deleted due to partial (Post-election) interview	0.1	0.1	3.9	4.1	2.6	2.7
-8. Don't know	0.1	0.0	0.0	0.0	0.0	0.0
-9. Refused	0.1	0.1	0.0	0.0	0.0	0.0

pohisp_voteconomy

Label: HISPANIC: did R ever vote in ancestral country
 Position: Post election survey, section-item no. 161-13
 Description: Hispanic R ethnic distinction and assimilation
 Question: Before coming to the U.S., did you ever vote in elections in [dem hispcntry]?
 Universe: IF R IS IDENTIFIED AS HISPANIC IN PRE-ELECTION IW: IF COUNTRY OF HISPANIC ANCESTRY WAS IDENTIFIED IN PRE: IF R WAS NOT BORN IN THE U.S.
 Logic: Ask if DEM HISP=1 and DEM HISPCNTRY >= 1 and DEM HISPCNTRY <= 20 and DEM HISPBORN in(2,3), else skip. In question text, load the corresponding name of the country for the code value of DEM HISPCNTRY.
 Source: Respondent

Unweighted Frequencies

	F2F	Web	Total
1. Yes	4	10	14
2. No	7	22	29
-1. Inapplicable	1809	3415	5224
-4. Error	111	134	245
-6. Not asked, unit nonresponse (no Post-election interview)	121	130	251
-7. Deleted due to partial (Post-election) interview	3	149	152
-9. Refused	1	0	1

Weighted Percentages

	F2F		Web		Total	
	Raw	Weights	Raw	Weights	Raw	Weights
1. Yes	0.2	0.2	0.3	0.1	0.2	0.1
2. No	0.3	0.2	0.6	0.5	0.5	0.4
-1. Inapplicable	88.0	90.6	88.5	89.6	88.3	90.0
-4. Error	5.4	3.3	3.5	2.2	4.1	2.6
-6. Not asked, unit nonresponse (no Post-election interview)	5.9	5.6	3.4	3.5	4.2	4.2
-7. Deleted due to partial (Post-election) interview	0.1	0.1	3.9	4.1	2.6	2.7

casistartpo_iwrset4

Label: POST: FTF CASI ONLY: SETUP TEST- Does R have a dog

Unweighted Frequencies

	F2F	Web	Total
1. Yes	843	0	843
2. No	1088	0	1088
-1. Inapplicable	0	3581	3581
-4. Error	1	0	1
-6. Not asked, unit nonresponse (no Post-election interview)	121	130	251
-7. Deleted due to partial (Post-election) interview	3	149	152

Weighted Percentages

	F2F		Web		Total	
	Raw	Weights	Raw	Weights	Raw	Weights
1. Yes	41.0	44.2	0.0	0.0	14.2	15.4
2. No	52.9	50.0	0.0	0.0	18.4	17.4
-1. Inapplicable	0.0	0.0	92.8	92.4	60.5	60.3
-4. Error	0.0	0.1	0.0	0.0	0.0	0.0
-6. Not asked, unit nonresponse (no Post-election interview)	5.9	5.6	3.4	3.5	4.2	4.2
-7. Deleted due to partial (Post-election) interview	0.1	0.1	3.9	4.1	2.6	2.7

casistartpo_iwrset6

Label: POST: FTF CASI ONLY: SETUP TEST- What R ate for breakfast

4 unique outcomes.

Unweighted Frequencies

	<u>Count</u>
0. No text entered	0
1. Text entered	0
-1. Inapplicable	3581
-2. Missing; available in next release	1932
-3. Restricted access	0
-6. Not asked, unit nonresponse (no Post-election interview)	251
-7. Deleted due to partial (Post-election) interview	<u>152</u>

ftcasi_asian

Label: CASI Feeling thermometer: ASIAN-AMERICANS
Position: Post election survey, section-item no. 162.1-1
Description: CASI thermometers
Question: [Using the same thermometer scale which you used earlier in the interview, how would you rate: / How would you rate:] ASIAN-AMERICANS <br clear=all>
Randomization: Order of CASI group thermometers
Universe: IF FIRST CASI THERMOMETER RATING / NOT FIRST CASI THERMOMETER RATING:
Logic: Please make answering this question a soft requirement (if R clicks >> a prompt appears but if R clicks >> a 2nd time R is allowed to go to next screen). Randomize the order of CASI group thermometers. If 1st CASI thermometer, load text 'Using the same thermometer scale which you used earlier in the interview, how would you rate'; else load 'How would you rate:' If 1st CASI thermometer, load the text of the onscreen instructions beginning 'Please enter the rating number...' else do not display.
Web Logic: Display feeling thermometer graphic for each item in this section. Display group names in boldface type. For the FIRST item displayed in this series, display the text as follows: 'Using the same thermometer scale you used earlier in the survey, how would you rate Asian-Americans? 'Please enter the rating number in the number box. 'Ratings between 50 degrees and 100 degrees mean that you feel favorable and warm toward the group. Ratings between 0 degrees and 50 degrees mean that you don't feel favorable toward the group and that you don't care too much for that group. You would rate the group at the 50 degree mark if you don't feel particularly warm or cold toward the group.' For SUBSEQUENT items displayed in this series, display the same feeling thermometer graphic and display text as follows: 'How would you rate Asian-Americans?'
Source: Respondent

66 unique outcomes. 10 most frequently appearing outcomes:

Unweighted Frequencies

	<u>Count</u>
50	1482
70	926
85	807
60	594
100	551
-6	251
40	221
75	155
-7	152
80	<u>142</u>

ftcasi_hisp

Label: CASI Feeling thermometer: HISPANICS
Position: Post election survey, section-item no. 162.1-2
Description: CASI thermometers
Question: [Using the same thermometer scale which you used earlier in the interview, how would you rate: / How would you rate:] HISPANICS
 <br clear=all>
Randomization: Order of CASI group thermometers
Universe: IF FIRST CASI THERMOMETER RATING / NOT FIRST CASI THERMOMETER RATING:
Logic: Please make answering this question a soft requirement (if R clicks >> a prompt appears but if R clicks >> a 2nd time R is allowed to go to next screen). If 1st CASI thermometer, load text 'Using the same thermometer scale which you used earlier in the interview, how would you rate'; else load 'How would you rate:' If 1st CASI thermometer, load the text of the onscreen instructions beginning 'Please enter the rating number...' else do not display.
Web Logic: Display feeling thermometer graphic for each item in this section. Display group names in boldface type. For the FIRST item displayed in this series, display the text as follows: 'Using the same thermometer scale you used earlier in the survey, how would you rate Hispanics? 'Please enter the rating number in the number box. 'Ratings between 50 degrees and 100 degrees mean that you feel favorable and warm toward the group. Ratings between 0 degrees and 50 degrees mean that you don't feel favorable toward the group and that you don't care too much for that group. You would rate the group at the 50 degree mark if you don't feel particularly warm or cold toward the group.' For SUBSEQUENT items displayed in this series, display the same feeling thermometer graphic and display text as follows: 'How would you rate Hispanics?'
Source: Respondent

65 unique outcomes. 10 most frequently appearing outcomes:

Unweighted Frequencies

	<u>Count</u>
50	1224
70	818
85	798
100	736
60	559
40	322
-6	251
-7	152
30	140
75	<u>139</u>

ftcasi_black

Label: CASI Feeling thermometer: BLACKS
Position: Post election survey, section-item no. 162.1-22
Description: CASI thermometers
Question: [Using the same thermometer scale which you used earlier in the interview, how would you rate: / How would you rate:] BLACKS
 <br clear=all>
Randomization: Order of CASI group thermometers
Universe: IF FIRST CASI THERMOMETER RATING / NOT FIRST CASI THERMOMETER RATING:
Logic: Please make answering this question a soft requirement (if R clicks >> a prompt appears but if R clicks >> a 2nd time R is allowed to go to next screen). If 1st CASI thermometer, load text 'Using the same thermometer scale which you used earlier in the interview, how would you rate'; else load 'How would you rate:' If 1st CASI thermometer, load the text of the onscreen instructions beginning 'Please enter the rating number...' else do not display.
Web Logic: Display feeling thermometer graphic for each item in this section. Display group names in boldface type. For the FIRST item displayed in this series, display the text as follows: 'Using the same thermometer scale you used earlier in the survey, how would you rate Blacks? 'Please enter the rating number in the number box. 'Ratings between 50 degrees and 100 degrees mean that you feel favorable and warm toward the group. Ratings between 0 degrees and 50 degrees mean that you don't feel favorable toward the group and that you don't care too much for that group. You would rate the group at the 50 degree mark if you don't feel particularly warm or cold toward the group.' For SUBSEQUENT items displayed in this series, display the same feeling thermometer graphic and display text as follows: 'How would you rate Blacks?'
Source: Respondent

66 unique outcomes. 10 most frequently appearing outcomes:

Unweighted Frequencies

	<u>Count</u>
50	1238
70	844
85	842
100	820
60	524
40	279
-6	251
-7	152
80	127
30	<u>122</u>

ftcasi_illegal

Label: CASI Feeling thermometer: ILLEGAL IMMIGRANTS
Position: Post election survey, section-item no. 162.1-24
Description: CASI thermometers
Question: [Using the same thermometer scale which you used earlier in the interview, how would you rate: / How would you rate:]
ILLEGAL IMMIGRANTS <br clear=all>
Randomization: Order of CASI group thermometers
Universe: IF FIRST CASI THERMOMETER RATING / NOT FIRST CASI THERMOMETER RATING:
Logic: Please make answering this question a soft requirement (if R clicks >> a prompt appears but if R clicks >> a 2nd time R is allowed to go to next screen). If 1st CASI thermometer, load text 'Using the same thermometer scale which you used earlier in the interview, how would you rate'; else load 'How would you rate:' If 1st CASI thermometer, load the text of the onscreen instructions beginning 'Please enter the rating number...' else do not display.
Web Logic: Display feeling thermometer graphic for each item in this section. Display group names in boldface type. For the FIRST item displayed in this series, display the text as follows: 'Using the same thermometer scale you used earlier in the survey, how would you rate illegal immigrants? 'Please enter the rating number in the number box. 'Ratings between 50 degrees and 100 degrees mean that you feel favorable and warm toward the group. Ratings between 0 degrees and 50 degrees mean that you don't feel favorable toward the group and that you don't care too much for that group. You would rate the group at the 50 degree mark if you don't feel particularly warm or cold toward the group.' For SUBSEQUENT items displayed in this series, display the same feeling thermometer graphic and display text as follows: 'How would you rate illegal immigrants?'
Source: Respondent

68 unique outcomes. 10 most frequently appearing outcomes:

Unweighted Frequencies

	<u>Count</u>
50	1002
0	801
40	672
30	592
15	506
60	455
70	398
85	264
-6	251
100	<u>198</u>

ftcasi_white

Label: CASI Feeling thermometer: WHITES
Position: Post election survey, section-item no. 162.1-26
Description: CASI thermometers
Question: [Using the same thermometer scale which you used earlier in the interview, how would you rate: / How would you rate:] WHITES
 <br clear=all>
Randomization: Order of CASI group thermometers
Universe: IF FIRST CASI THERMOMETER RATING / NOT FIRST CASI THERMOMETER RATING:
Logic: Please make answering this question a soft requirement (if R clicks >> a prompt appears but if R clicks >> a 2nd time R is allowed to go to next screen). If 1st CASI thermometer, load text 'Using the same thermometer scale which you used earlier in the interview, how would you rate'; else load 'How would you rate:' If 1st CASI thermometer, load the text of the onscreen instructions beginning 'Please enter the rating number...' else do not display.
Web Logic: Display feeling thermometer graphic for each item in this section. Display group names in boldface type. For the FIRST item displayed in this series, display the text as follows: 'Using the same thermometer scale you used earlier in the survey, how would you rate Whites? 'Please enter the rating number in the number box. 'Ratings between 50 degrees and 100 degrees mean that you feel favorable and warm toward the group. Ratings between 0 degrees and 50 degrees mean that you don't feel favorable toward the group and that you don't care too much for that group. You would rate the group at the 50 degree mark if you don't feel particularly warm or cold toward the group.' For SUBSEQUENT items displayed in this series, display the same feeling thermometer graphic and display text as follows: 'How would you rate Whites?'
Source: Respondent

63 unique outcomes. 10 most frequently appearing outcomes:

Unweighted Frequencies

	<u>Count</u>
85	1205
50	1047
70	973
100	774
60	511
-6	251
80	181
75	160
90	154
-7	<u>152</u>

racecasi_infwhite

Label: CASI How much influence do whites have in U.S. politics
Position: Post election survey, section-item no. 162.3-9
Description: CASI Attitudes toward race and gender groups
Question: Would you say that whites have TOO MUCH INFLUENCE in American politics, JUST ABOUT THE RIGHT AMOUNT of influence in American politics, or TOO LITTLE influence in American politics?
Logic: Please make answering this question a soft requirement (if R clicks >> a prompt appears but if R clicks >> a 2nd time R is allowed to go to next screen).
Source: Respondent

Unweighted Frequencies

	F2F	Web	Total
1. Too much influence	754	1078	1832
2. Just about the right amount of influence	1061	2136	3197
3. Too little influence	113	337	450
-6. Not asked, unit nonresponse (no Post-election interview)	121	130	251
-7. Deleted due to partial (Post-election) interview	3	149	152
-9. Refused	4	30	34

Weighted Percentages

	F2F		Web		Total	
	Raw	Weights	Raw	Weights	Raw	Weights
1. Too much influence	36.7	25.2	27.9	25.3	31.0	25.3
2. Just about the right amount of influence	51.6	62.9	55.3	56.4	54.0	58.7
3. Too little influence	5.5	5.9	8.7	9.4	7.6	8.2
-6. Not asked, unit nonresponse (no Post-election interview)	5.9	5.6	3.4	3.5	4.2	4.2
-7. Deleted due to partial (Post-election) interview	0.1	0.1	3.9	4.1	2.6	2.7
-9. Refused	0.2	0.2	0.8	1.3	0.6	0.9

racecasi_infblacks

Label: CASI How much influence do blacks have in U.S. politics
Position: Post election survey, section-item no. 162.3-10
Description: CASI Attitudes toward race and gender groups
Question: Would you say that blacks have TOO MUCH INFLUENCE in American politics, JUST ABOUT THE RIGHT AMOUNT of influence in American politics, or TOO LITTLE influence in American politics
Logic: Please make answering this question a soft requirement (if R clicks >> a prompt appears but if R clicks >> a 2nd time R is allowed to go to next screen).
Source: Respondent

Unweighted Frequencies

	F2F	Web	Total
1. Too much influence	190	517	707
2. Just about the right amount of influence	979	1882	2861
3. Too little influence	756	1146	1902
-6. Not asked, unit nonresponse (no Post-election interview)	121	130	251
-7. Deleted due to partial (Post-election) interview	3	149	152
-9. Refused	7	36	43

Weighted Percentages

	F2F		Web		Total	
	Raw	Weights	Raw	Weights	Raw	Weights
1. Too much influence	9.2	11.1	13.4	13.6	12.0	12.7
2. Just about the right amount of influence	47.6	55.3	48.8	50.6	48.4	52.2
3. Too little influence	36.8	27.6	29.7	26.8	32.2	27.1
-6. Not asked, unit nonresponse (no Post-election interview)	5.9	5.6	3.4	3.5	4.2	4.2
-7. Deleted due to partial (Post-election) interview	0.1	0.1	3.9	4.1	2.6	2.7
-9. Refused	0.3	0.3	0.9	1.5	0.7	1.1

racecasi_infhisp

Label: CASI How much influence do Hisp have in U.S. politics
Position: Post election survey, section-item no. 162.3-10.2
Description: CASI Attitudes toward race and gender groups
Question: Would you say that Hispanics have TOO MUCH INFLUENCE in American politics, JUST ABOUT THE RIGHT AMOUNT of influence in American politics, or TOO LITTLE influence in American politics
Logic: Please make answering this question a soft requirement (if R clicks >> a prompt appears but if R clicks >> a 2nd time R is allowed to go to next screen).
Source: Respondent

Unweighted Frequencies

	F2F	Web	Total
1. Too much influence	173	493	666
2. Just about the right amount of influence	945	1779	2724
3. Too little influence	809	1274	2083
-6. Not asked, unit nonresponse (no Post-election interview)	121	130	251
-7. Deleted due to partial (Post-election) interview	3	149	152
-9. Refused	5	35	40

Weighted Percentages

	F2F		Web		Total	
	Raw	Weights	Raw	Weights	Raw	Weights
1. Too much influence	8.4	11.7	12.8	13.5	11.3	12.9
2. Just about the right amount of influence	46.0	50.1	46.1	47.5	46.0	48.4
3. Too little influence	39.3	32.3	33.0	30.0	35.2	30.8
-6. Not asked, unit nonresponse (no Post-election interview)	5.9	5.6	3.4	3.5	4.2	4.2
-7. Deleted due to partial (Post-election) interview	0.1	0.1	3.9	4.1	2.6	2.7
-9. Refused	0.2	0.2	0.9	1.4	0.7	1.0

racecasi_sympblacks

Label: CASI How often has felt sympathy for blacks
Position: Post election survey, section-item no. 162.3-11
Description: CASI Attitudes toward race and gender groups
Question: How often have you felt sympathy for Blacks? [ALWAYS, MOST OF THE TIME, ABOUT HALF THE TIME, SOME OF THE TIME, or NEVER / NEVER, SOME OF THE TIME, ABOUT HALF THE TIME, MOST OF THE TIME,or ALWAYS]
Logic: Please make answering this question a soft requirement (if R clicks >> a prompt appears but if R clicks >> a 2nd time R is allowed to go to next screen).
Source: Respondent

Unweighted Frequencies

	F2F	Web	Total
1. Always	187	125	312
2. Most of the time	267	411	678
3. About half the time	288	620	908
4. Some of the time	896	1778	2674
5. Never	287	617	904
-6. Not asked, unit nonresponse (no Post-election interview)	121	130	251
-7. Deleted due to partial (Post-election) interview	3	149	152
-9. Refused	7	30	37

Weighted Percentages

	F2F		Web		Total	
	Raw	Weights	Raw	Weights	Raw	Weights
1. Always	9.1	5.2	3.2	3.0	5.3	3.8
2. Most of the time	13.0	10.8	10.6	8.6	11.5	9.3
3. About half the time	14.0	12.7	16.1	16.0	15.3	14.8
4. Some of the time	43.6	50.2	46.1	45.4	45.2	47.0
5. Never	14.0	15.1	16.0	18.4	15.3	17.3
-6. Not asked, unit nonresponse (no Post-election interview)	5.9	5.6	3.4	3.5	4.2	4.2
-7. Deleted due to partial (Post-election) interview	0.1	0.1	3.9	4.1	2.6	2.7
-9. Refused	0.3	0.4	0.8	1.1	0.6	0.8

racecasi_admblacks

Label: CASI How often has felt admiration for blacks
Position: Post election survey, section-item no. 162.3-12
Description: CASI Attitudes toward race and gender groups
Question: How often have you felt admiration for Blacks? [ALWAYS, MOST OF THE TIME, ABOUT HALF THE TIME, SOME OF THE TIME, or NEVER / NEVER, SOME OF THE TIME, ABOUT HALF THE TIME, MOST OF THE TIME,or ALWAYS]
Logic: Please make answering this question a soft requirement (if R clicks >> a prompt appears but if R clicks >> a 2nd time R is allowed to go to next screen).
Source: Respondent

Unweighted Frequencies

	F2F	Web	Total
1. Always	208	186	394
2. Most of the time	299	505	804
3. About half the time	380	828	1208
4. Some of the time	806	1646	2452
5. Never	232	391	623
-6. Not asked, unit nonresponse (no Post-election interview)	121	130	251
-7. Deleted due to partial (Post-election) interview	3	149	152
-9. Refused	7	25	32

Weighted Percentages

	F2F		Web		Total	
	Raw	Weights	Raw	Weights	Raw	Weights
1. Always	10.1	5.1	4.8	4.5	6.7	4.7
2. Most of the time	14.5	13.6	13.1	10.9	13.6	11.8
3. About half the time	18.5	18.0	21.5	21.4	20.4	20.2
4. Some of the time	39.2	44.9	42.6	42.3	41.4	43.2
5. Never	11.3	12.3	10.1	12.3	10.5	12.3
-6. Not asked, unit nonresponse (no Post-election interview)	5.9	5.6	3.4	3.5	4.2	4.2
-7. Deleted due to partial (Post-election) interview	0.1	0.1	3.9	4.1	2.6	2.7
-9. Refused	0.3	0.4	0.6	1.1	0.5	0.8

ident_hispid

Label: CASI How important is being Hispanic to identity
Position: Post election survey, section-item no. 162.4-2
Description: CASI Group identity
Question: How important is being Hispanic to your identity? [extremely important, very important, moderately important, a little important, or not at all important? / not at all important, a little important, moderately important, very important, or extremely important?]
Universe: IF R IDENTIFIED AS HISPANIC IN THE PRE:
Logic: Ask if DEM HISP=1, else skip. Please make answering this question a soft requirement (if R clicks >> a prompt appears but if R clicks >> a 2nd time R is allowed to go to next screen).
Source: Respondent

Unweighted Frequencies

	F2F	Web	Total
1. Extremely important	177	112	289
2. Very important	133	154	287
3. Moderately important	68	129	197
4. A little important	27	47	74
5. Not at all important	36	40	76
-1. Inapplicable	1491	3099	4590
-6. Not asked, unit nonresponse (no Post-election interview)	121	130	251
-7. Deleted due to partial (Post-election) interview	3	149	152

Weighted Percentages

	F2F		Web		Total	
	Raw	Weights	Raw	Weights	Raw	Weights
1. Extremely important	8.6	3.5	2.9	2.3	4.9	2.7
2. Very important	6.5	3.1	4.0	2.8	4.9	2.9
3. Moderately important	3.3	1.6	3.3	3.1	3.3	2.5
4. A little important	1.3	0.7	1.2	1.0	1.3	0.9
5. Not at all important	1.8	0.9	1.0	1.1	1.3	1.0
-1. Inapplicable	72.5	84.4	80.3	82.3	77.6	83.0
-6. Not asked, unit nonresponse (no Post-election interview)	5.9	5.6	3.4	3.5	4.2	4.2
-7. Deleted due to partial (Post-election) interview	0.1	0.1	3.9	4.1	2.6	2.7

ident_whiteid

Label: CASI How important is being White to identity
Position: Post election survey, section-item no. 162.4-2.1
Description: CASI Group identity
Question: How important is being White to your identity? [extremely important, very important, moderately important, a little important, or not at all important? / not at all important, a little important, moderately important, very important, or extremely important?]
Universe: IF R MENTIONS WHITE IN PRE RACE SELF-IDENTIFICATION:
Logic: Ask if 1 (white) in DEM CPSRACE mentions , else skip. Please make answering this question a soft requirement (if R clicks >> a prompt appears but if R clicks >> a 2nd time R is allowed to go to next screen).
Source: Respondent

Unweighted Frequencies

	F2F	Web	Total
1. Extremely important	142	284	426
2. Very important	227	519	746
3. Moderately important	302	851	1153
4. A little important	217	531	748
5. Not at all important	319	636	955
-1. Inapplicable	719	749	1468
-2. Missing; R gave white identification in text of Other Specify for race	2	0	2
-6. Not asked, unit nonresponse (no Post-election interview)	121	130	251
-7. Deleted due to partial (Post-election) interview	3	149	152
-9. Refused	4	11	15

Weighted Percentages

	F2F		Web		Total	
	Raw	Weights	Raw	Weights	Raw	Weights
1. Extremely important	6.9	9.8	7.4	8.0	7.2	8.7
2. Very important	11.0	14.7	13.4	14.2	12.6	14.4
3. Moderately important	14.7	19.0	22.0	21.2	19.5	20.4
4. A little important	10.6	14.1	13.8	13.9	12.6	14.0
5. Not at all important	15.5	18.6	16.5	16.2	16.1	17.0
-1. Inapplicable	35.0	17.6	19.4	18.5	24.8	18.2
-2. Missing; R gave white identification in text of Other Specify for race	0.1	0.2	0.0	0.0	0.0	0.1
-6. Not asked, unit nonresponse (no Post-election interview)	5.9	5.6	3.4	3.5	4.2	4.2
-7. Deleted due to partial (Post-election) interview	0.1	0.1	3.9	4.1	2.6	2.7
-9. Refused	0.2	0.2	0.3	0.5	0.3	0.4

ident_blackid

Label: CASI How important is being Black to identity
Position: Post election survey, section-item no. 162.4-2.2
Description: CASI Group identity
Question: How important is being Black or African-American to your identity? [extremely important, very important, moderately important, a little important, or not at all important? / not at all important, a little important, moderately important, very important, or extremely important?]
Universe: IF R MENTIONS BLACK IN PRE RACE SELF-IDENTIFICATION:
Logic: Ask if 2 (black or African-American) in DEM CPSRACE mentions, else skip. Please make answering this question a soft requirement (if R clicks >> a prompt appears but if R clicks >> a 2nd time R is allowed to go to next screen).
Source: Respondent

Unweighted Frequencies

	F2F	Web	Total
1. Extremely important	321	249	570
2. Very important	117	123	240
3. Moderately important	52	87	139
4. A little important	24	32	56
5. Not at all important	28	26	54
-1. Inapplicable	1388	3062	4450
-2. Missing; R gave black identification in text of Other Specify for race	1	0	1
-6. Not asked, unit nonresponse (no Post-election interview)	121	130	251
-7. Deleted due to partial (Post-election) interview	3	149	152
-9. Refused	1	2	3

Weighted Percentages

	F2F		Web		Total	
	Raw	Weights	Raw	Weights	Raw	Weights
1. Extremely important	15.6	7.3	6.5	5.0	9.6	5.8
2. Very important	5.7	2.3	3.2	2.8	4.1	2.6
3. Moderately important	2.5	1.7	2.3	2.2	2.3	2.0
4. A little important	1.2	0.8	0.8	0.8	0.9	0.8
5. Not at all important	1.4	0.9	0.7	0.7	0.9	0.8
-1. Inapplicable	67.5	81.2	79.3	80.9	75.2	81.0
-6. Not asked, unit nonresponse (no Post-election interview)	5.9	5.6	3.4	3.5	4.2	4.2
-7. Deleted due to partial (Post-election) interview	0.1	0.1	3.9	4.1	2.6	2.7
-9. Refused	0.0	0.0	0.1	0.1	0.1	0.1

ident_nativeid

Label: CASI How important is being Native Am to identity
Position: Post election survey, section-item no. 162.4-2.3
Description: CASI Group identity
Question: How important is being an American Indian or Alaska Native to your identity? [extremely important, very important, moderately important, a little important, or not at all important? / not at all important, a little important, moderately important, very important, or extremely important?]
Universe: IF R MENTIONS NATIVE AMERICAN IN PRE RACE SELF-IDENTIFICATION:
Logic: Ask if 3 (American Indian or Alaska native) in DEM CPSRACE mentions, else skip. Please make answering this question a soft requirement (if R clicks >> a prompt appears but if R clicks >> a 2nd time R is allowed to go to next screen).
Source: Respondent

Unweighted Frequencies

	F2F	Web	Total
1. Extremely important	26	26	52
2. Very important	18	18	36
3. Moderately important	19	19	38
4. A little important	23	12	35
5. Not at all important	23	10	33
-1. Inapplicable	1821	3496	5317
-2. Missing; R gave native American/Alaskan identification in text of Other Specify for race	2	0	2
-6. Not asked, unit nonresponse (no Post-election interview)	121	130	251
-7. Deleted due to partial (Post-election) interview	3	149	152

Weighted Percentages

	F2F		Web		Total	
	Raw	Weights	Raw	Weights	Raw	Weights
1. Extremely important	1.3	0.9	0.7	0.8	0.9	0.9
2. Very important	0.9	0.6	0.5	0.3	0.6	0.4
3. Moderately important	0.9	0.6	0.5	0.3	0.6	0.5
4. A little important	1.1	0.9	0.3	0.2	0.6	0.4
5. Not at all important	1.1	0.5	0.3	0.1	0.6	0.3
-1. Inapplicable	88.6	90.7	90.6	90.6	89.9	90.7
-2. Missing; R gave native American/Alaskan identification in text of Other Specify for race	0.1	0.0	0.0	0.0	0.0	0.0
-6. Not asked, unit nonresponse (no Post-election interview)	5.9	5.6	3.4	3.5	4.2	4.2
-7. Deleted due to partial (Post-election) interview	0.1	0.1	3.9	4.1	2.6	2.7

ident_asianid

Label: CASI How important is being Asian to identity
Position: Post election survey, section-item no. 162.4-2.4
Description: CASI Group identity
Question: How important is being Asian to your identity? [extremely important, very important, moderately important, a little important, or not at all important? / not at all important, a little important, moderately important, very important, or extremely important?]
Universe: IF R MENTIONS ASIAN IN PRE RACE SELF-IDENTIFICATION:
Logic: Ask if 4 (Asian) in DEM CPSRACE mentions, else skip. Please make answering this question a soft requirement (if R clicks >> a prompt appears but if R clicks >> a 2nd time R is allowed to go to next screen).
Source: Respondent

Unweighted Frequencies

	F2F	Web	Total
1. Extremely important	4	9	13
2. Very important	8	16	24
3. Moderately important	8	27	35
4. A little important	4	10	14
5. Not at all important	5	5	10
-1. Inapplicable	1903	3514	5417
-6. Not asked, unit nonresponse (no Post-election interview)	121	130	251
-7. Deleted due to partial (Post-election) interview	3	149	152

Weighted Percentages

	F2F		Web		Total	
	Raw	Weights	Raw	Weights	Raw	Weights
1. Extremely important	0.2	0.2	0.2	0.3	0.2	0.3
2. Very important	0.4	0.4	0.4	0.5	0.4	0.5
3. Moderately important	0.4	0.4	0.7	0.8	0.6	0.7
4. A little important	0.2	0.2	0.3	0.3	0.2	0.3
5. Not at all important	0.2	0.2	0.1	0.1	0.2	0.2
-1. Inapplicable	92.6	92.8	91.0	90.3	91.6	91.2
-6. Not asked, unit nonresponse (no Post-election interview)	5.9	5.6	3.4	3.5	4.2	4.2
-7. Deleted due to partial (Post-election) interview	0.1	0.1	3.9	4.1	2.6	2.7

ident_pacifid

Label: CASI How important is being Pacific Islander to identity
Position: Post election survey, section-item no. 162.4-2.5
Description: CASI Group identity
Question: How important is being a Native Hawaiian or other Pacific Islander to your identity? [extremely important, very important, moderately important, a little important, or not at all important? / not at all important, a little important, moderately important, very important, or extremely important?]
Universe: IF R MENTIONS NATIVE HAWAIIAN OR OTHER PACIFIC ISLANDER IN PRE RACE SELF-IDENTIFICATION:
Logic: Ask if 5 (Native Hawaiian or other Pacific Islander) in DEM CP-SRACE mentions, else skip. Please make answering this question a soft requirement (if R clicks >> a prompt appears but if R clicks >> a 2nd time R is allowed to go to next screen).
Source: Respondent

Unweighted Frequencies

	F2F	Web	Total
1. Extremely important	4	3	7
2. Very important	4	2	6
3. Moderately important	5	1	6
4. A little important	1	2	3
5. Not at all important	6	1	7
-1. Inapplicable	1912	3572	5484
-6. Not asked, unit nonresponse (no Post-election interview)	121	130	251
-7. Deleted due to partial (Post-election) interview	3	149	152

Weighted Percentages

	F2F		Web		Total	
	Raw	Weights	Raw	Weights	Raw	Weights
1. Extremely important	0.2	0.1	0.1	0.0	0.1	0.1
2. Very important	0.2	0.2	0.1	0.1	0.1	0.1
3. Moderately important	0.2	0.2	0.0	0.0	0.1	0.1
4. A little important	0.0	0.0	0.1	0.1	0.1	0.1
5. Not at all important	0.3	0.1	0.0	0.0	0.1	0.1
-1. Inapplicable	93.0	93.6	92.5	92.2	92.7	92.7
-6. Not asked, unit nonresponse (no Post-election interview)	5.9	5.6	3.4	3.5	4.2	4.2
-7. Deleted due to partial (Post-election) interview	0.1	0.1	3.9	4.1	2.6	2.7

ident_otherid

Label: CASI How important is being Other to identity
Position: Post election survey, section-item no. 162.4-2.6
Description: CASI Group identity
Question: How important is being [DEM RACECPS OTHER SPECIFY] to your identity? [Extremely important, very important, moderately important, a little important, or not at all important? / Not at all important, a little important, moderately important, very important, or extremely important?]
Universe: IF R MENTIONS OTHER IN PRE RACE SELF-IDENTIFICATION:
Logic: Ask if DEM RACECPS includes mention 95 and SPECIFY for mention is not null string and has length > 2, else skip. Load text of SPECIFY for DEM RACECPS code 95 into question. Please make answering this question a soft requirement (if R clicks >> a prompt appears but if R clicks >> a 2nd time R is allowed to go to next screen).
Source: Respondent

Unweighted Frequencies

	F2F	Web	Total
1. Extremely important	42	16	58
2. Very important	25	25	50
3. Moderately important	10	11	21
4. A little important	5	10	15
5. Not at all important	7	13	20
-1. Inapplicable	1836	3505	5341
-2. Missing; R repeated existing race mention in Other Specify for race or Other Specify recoded to existing race	7	0	7
-6. Not asked, unit nonresponse (no Post-election interview)	121	130	251
-7. Deleted due to partial (Post-election) interview	3	149	152
-9. Refused	0	1	1

Weighted Percentages

	F2F		Web		Total	
	Raw	Weights	Raw	Weights	Raw	Weights
1. Extremely important	2.0	1.0	0.4	0.3	1.0	0.6
2. Very important	1.2	0.9	0.6	0.5	0.8	0.6
3. Moderately important	0.5	0.4	0.3	0.3	0.4	0.3
4. A little important	0.2	0.2	0.3	0.3	0.3	0.3
5. Not at all important	0.3	0.1	0.3	0.2	0.3	0.1
-1. Inapplicable	89.3	91.2	90.8	91.0	90.3	91.1
-2. Missing; R repeated existing race mention in Other Specify for race or Other Specify recoded to existing race	0.3	0.4	0.0	0.0	0.1	0.1
-6. Not asked, unit nonresponse (no Post-election interview)	5.9	5.6	3.4	3.5	4.2	4.2
-7. Deleted due to partial (Post-election) interview	0.1	0.1	3.9	4.1	2.6	2.7

ident_religid_group

Label: POST: CASI/WEB: Religious group for importance of religious identity

Unweighted Frequencies

	F2F	Web	Total
1. Christian	1449	0	1449
5. Other (collapsed for confidentiality)	138	0	138
7. Not religious	312	0	312
-1. Inapplicable	33	3581	3614
-6. Not asked, unit nonresponse (no Post-election interview)	121	130	251
-7. Deleted due to partial (Post-election) interview	3	149	152

Weighted Percentages

	F2F		Web		Total	
	Raw	Weights	Raw	Weights	Raw	Weights
1. Christian	70.5	67.8	0.0	0.0	24.5	23.6
5. Other (collapsed for confidentiality)	6.7	8.7	0.0	0.0	2.3	3.0
7. Not religious	15.2	16.4	0.0	0.0	5.3	5.7
-1. Inapplicable	1.6	1.3	92.8	92.4	61.1	60.8
-6. Not asked, unit nonresponse (no Post-election interview)	5.9	5.6	3.4	3.5	4.2	4.2
-7. Deleted due to partial (Post-election) interview	0.1	0.1	3.9	4.1	2.6	2.7

ident_religid

Label: CASI How important is religious identification to identity
Position: Post election survey, section-item no. 162.4-2.7
Description: CASI Group identity
Question: How important is being [Christian / Jewish / Muslim / Hindu / Buddhist / not religious / agnostic / atheist] to your identity? [Extremely important, very important, moderately important, a little important, or not at all important? / Not at all important, a little important, moderately important, very important, or extremely important?]
Universe: IF R IS CHRISTIAN / IF R IS JEWISH / IF R IS MUSLIM / IF R IS HINDU / IF R IS BUDDHIST / IF R IS NOT RELIGIOUS / IF R IS AGNOSTIC / IF R IS ATHEIST:
Logic: Please make answering this question a soft requirement (if R clicks >> a prompt appears but if R clicks >> a 2nd time R is allowed to go to next screen). Create variable pre relgrp. Assign values using statements in this order: If RELIG RELGRPNA in(1,2) or RELIG RELGRPNA in(1,2) or RELIG OTHXIAN=1 or RELIG RELDENOM in(1-26) then pre relgrp=1. If RELIG RELGRPNA=3 or RELIG RELGRPNA=3 then pre relgrp=2. If RELIG RELDENOM=29 then pre relgrp=3. If RELIG RELDENOM=28 then pre relgrp=4. If RELIG RELDENOM=27 then pre relgrp=5. If RELIG CHMEMBER in(2,DK) then pre relgrp=6. If RELIG RELIGIDENT in(3,6) and pre relgrp not in(1,2,3,4,5) then pre relgrp = 6 ('not religious'). If RELIG RELIGIDENT=4 then pre relgrp=7 . If RELIG RELIGIDENT=5 then pre relgrp=8. If pre relgrp=1 then load 'Christian'. If pre relgrp=2 then load 'Jewish'. If pre relgrp=3 then load 'Muslim'. If pre relgrp=4 then load 'Hindu'. If pre relgrp=5 then load 'Buddhist'. If pre relgrp=6 then load 'not religious'. If pre relgrp=7 then load 'agnostic'. If pre relgrp=8 then load 'atheist'. If pre relgrp is missing then skip
Source: Respondent

Unweighted Frequencies

	F2F	Web	Total
1. Extremely important	598	1132	1730
2. Very important	343	729	1072
3. Moderately important	304	718	1022
4. A little important	207	386	593
5. Not at all important	419	571	990
-1. Inapplicable	33	34	67
-6. Not asked, unit nonresponse (no Post-election interview)	121	130	251
-7. Deleted due to partial (Post-election) interview	3	149	152
-9. Refused	28	11	39

Weighted Percentages

	F2F		Web		Total	
	Raw	Weights	Raw	Weights	Raw	Weights
1. Extremely important	29.1	27.9	29.3	29.0	29.2	28.6
2. Very important	16.7	15.7	18.9	18.6	18.1	17.6
3. Moderately important	14.8	13.6	18.6	18.5	17.3	16.8
4. A little important	10.1	11.2	10.0	10.5	10.0	10.8
5. Not at all important	20.4	23.6	14.8	14.6	16.7	17.7
-1. Inapplicable	1.6	1.3	0.9	1.0	1.1	1.1
-6. Not asked, unit nonresponse (no Post-election interview)	5.9	5.6	3.4	3.5	4.2	4.2
-7. Deleted due to partial (Post-election) interview	0.1	0.1	3.9	4.1	2.6	2.7
-9. Refused	1.4	0.9	0.3	0.3	0.7	0.5

ident_amerid

Label: CASI How important is being American to identity
Position: Post election survey, section-item no. 162.4-2.8
Description: CASI Group identity
Question: How important is being American to your identity? [extremely important, very important, moderately important, a little important, or not at all important? / not at all important, a little important, moderately important, very important, or extremely important?]
Logic: Please make answering this question a soft requirement (if R clicks >> a prompt appears but if R clicks >> a 2nd time R is allowed to go to next screen).
Source: Respondent

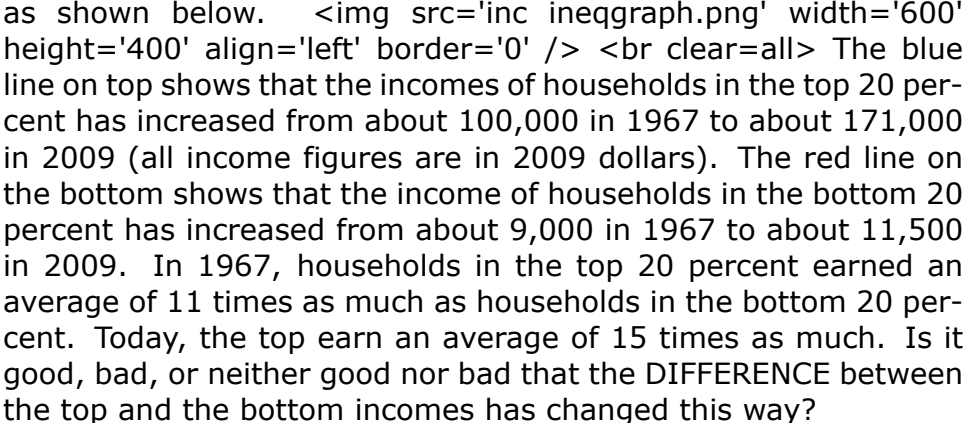
Unweighted Frequencies

	F2F	Web	Total
1. Extremely important	1007	1711	2718
2. Very important	553	1021	1574
3. Moderately important	220	550	770
4. A little important	95	197	292
5. Not at all important	53	88	141
-6. Not asked, unit nonresponse (no Post-election interview)	121	130	251
-7. Deleted due to partial (Post-election) interview	3	149	152
-9. Refused	4	14	18

Weighted Percentages

	F2F		Web		Total	
	Raw	Weights	Raw	Weights	Raw	Weights
1. Extremely important	49.0	49.9	44.3	41.9	45.9	44.6
2. Very important	26.9	26.8	26.5	25.9	26.6	26.2
3. Moderately important	10.7	10.5	14.2	15.6	13.0	13.8
4. A little important	4.6	4.6	5.1	5.8	4.9	5.4
5. Not at all important	2.6	2.3	2.3	2.6	2.4	2.5
-6. Not asked, unit nonresponse (no Post-election interview)	5.9	5.6	3.4	3.5	4.2	4.2
-7. Deleted due to partial (Post-election) interview	0.1	0.1	3.9	4.1	2.6	2.7
-9. Refused	0.2	0.1	0.4	0.6	0.3	0.4

ineqinc_ineqgb

Label: CASI Is increased income inequality in U.S. good
Position: Post election survey, section-item no. 162.45-2
Description: CASI Income inequality
Question: The difference in incomes has grown in the past few decades, as shown below. 
The blue line on top shows that the incomes of households in the top 20 percent has increased from about 100,000 in 1967 to about 171,000 in 2009 (all income figures are in 2009 dollars). The red line on the bottom shows that the income of households in the bottom 20 percent has increased from about 9,000 in 1967 to about 11,500 in 2009. In 1967, households in the top 20 percent earned an average of 11 times as much as households in the bottom 20 percent. Today, the top earn an average of 15 times as much. Is it good, bad, or neither good nor bad that the DIFFERENCE between the top and the bottom incomes has changed this way?
Logic: Please make answering this question a soft requirement (if R clicks >> a prompt appears but if R clicks >> a 2nd time R is allowed to go to next screen).
Source: Respondent

Unweighted Frequencies

	F2F	Web	Total
1. Good	274	284	558
2. Bad	968	1918	2886
3. Neither good nor bad	680	1367	2047
-6. Not asked, unit nonresponse (no Post-election interview)	121	130	251
-7. Deleted due to partial (Post-election) interview	3	149	152
-9. Refused	10	12	22

Weighted Percentages

	F2F		Web		Total	
	Raw	Weights	Raw	Weights	Raw	Weights
1. Good	13.3	10.6	7.4	7.8	9.4	8.8
2. Bad	47.1	48.8	49.7	47.9	48.8	48.2
3. Neither good nor bad	33.1	34.7	35.4	36.3	34.6	35.7
-6. Not asked, unit nonresponse (no Post-election interview)	5.9	5.6	3.4	3.5	4.2	4.2
-7. Deleted due to partial (Post-election) interview	0.1	0.1	3.9	4.1	2.6	2.7
-9. Refused	0.5	0.3	0.3	0.4	0.4	0.4

ineqinc_ineqreduc

Label: CASI Does R favor-oppose govt reducing income inequality
 Position: Post election survey, section-item no. 162.45-3
 Description: CASI Income inequality
 Question: Do you favor, oppose, or neither favor nor oppose the government trying to make this income difference smaller?
 Logic: Please make answering this question a soft requirement (if R clicks >> a prompt appears but if R clicks >> a 2nd time R is allowed to go to next screen).
 Source: Respondent

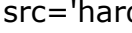
Unweighted Frequencies

	F2F	Web	Total
1. Favor	744	1257	2001
2. Oppose	614	1269	1883
3. Neither favor nor oppose	573	1048	1621
-6. Not asked, unit nonresponse (no Post-election interview)	121	130	251
-7. Deleted due to partial (Post-election) interview	3	149	152
-9. Refused	1	7	8

Weighted Percentages

	F2F		Web		Total	
	Raw	Weights	Raw	Weights	Raw	Weights
1. Favor	36.2	34.4	32.6	31.3	33.8	32.4
2. Oppose	29.9	33.4	32.9	33.9	31.8	33.7
3. Neither favor nor oppose	27.9	26.5	27.2	27.0	27.4	26.8
-6. Not asked, unit nonresponse (no Post-election interview)	5.9	5.6	3.4	3.5	4.2	4.2
-7. Deleted due to partial (Post-election) interview	0.1	0.1	3.9	4.1	2.6	2.7
-9. Refused	0.0	0.0	0.2	0.3	0.1	0.2

stype_hwkwhite

Label: CASI stereotype: Whites hardworking
Position: Post election survey, section-item no. 162.5-2
Description: CASI Post group stereotypes
Question: Where would you rate WHITES in general on this scale? 
 <br clear=all>
Logic: Randomize the order of the groups after whites. Please make answering this question a soft requirement (if R clicks >> a prompt appears but if R clicks >> a 2nd time R is allowed to go to next screen).
Source: Respondent

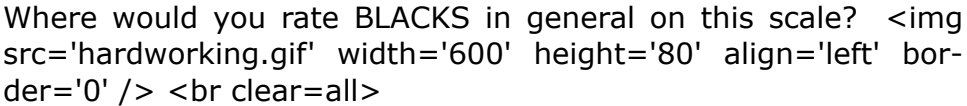
Unweighted Frequencies

	F2F	Web	Total
1	270	316	586
2	352	855	1207
3	453	1063	1516
4	614	1024	1638
5	148	235	383
6	44	43	87
7	35	24	59
-6	121	130	251
-7	3	149	152
-9	16	21	37

Weighted Percentages

	F2F		Web		Total	
	Raw	Weights	Raw	Weights	Raw	Weights
1	13.1	12.4	8.2	8.6	9.9	10.0
2	17.1	19.4	22.2	21.3	20.4	20.7
3	22.0	23.8	27.5	27.2	25.6	26.0
4	29.9	30.3	26.5	26.6	27.7	27.9
5	7.2	4.8	6.1	5.8	6.5	5.4
6	2.1	2.1	1.1	1.4	1.5	1.6
7	1.7	0.9	0.6	0.7	1.0	0.7
-6	5.9	5.6	3.4	3.5	4.2	4.2
-7	0.1	0.1	3.9	4.1	2.6	2.7
-9	0.8	0.5	0.5	0.9	0.6	0.8

stype_hwkblack

Label: CASI Stereotype: Blacks hardworking
Position: Post election survey, section-item no. 162.5-3
Description: CASI Post group stereotypes
Question: Where would you rate BLACKS in general on this scale? 
Randomization: Order of groups after whites.
Logic: Please make answering this question a soft requirement (if R clicks >> a prompt appears but if R clicks >> a 2nd time R is allowed to go to next screen).
Source: Respondent

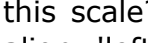
Unweighted Frequencies

	F2F	Web	Total
1	235	199	434
2	212	323	535
3	355	698	1053
4	611	1250	1861
5	298	680	978
6	124	283	407
7	86	127	213
-6	121	130	251
-7	3	149	152
-9	11	21	32

Weighted Percentages

	F2F		Web		Total	
	Raw	Weights	Raw	Weights	Raw	Weights
1	11.4	7.0	5.2	5.0	7.3	5.7
2	10.3	8.5	8.4	7.2	9.0	7.6
3	17.3	17.1	18.1	17.2	17.8	17.1
4	29.7	35.2	32.4	33.2	31.5	33.9
5	14.5	15.5	17.6	17.5	16.5	16.8
6	6.0	6.2	7.3	8.1	6.9	7.4
7	4.2	4.5	3.3	3.5	3.6	3.8
-6	5.9	5.6	3.4	3.5	4.2	4.2
-7	0.1	0.1	3.9	4.1	2.6	2.7
-9	0.5	0.3	0.5	0.9	0.5	0.7

stype_hwkhis

Label: CASI Stereotype: Hispanics hardworking
Position: Post election survey, section-item no. 162.5-4
Description: CASI Post group stereotypes
Question: Where would you rate HISPANIC-AMERICANS in general on this scale?  width='600' height='80' align='left' border='0' /> <br clear=all>
Randomization: Order of groups after whites.
Logic: Please make answering this question a soft requirement (if R clicks >> a prompt appears but if R clicks >> a 2nd time R is allowed to go to next screen).
Source: Respondent

Unweighted Frequencies

	F2F	Web	Total
1	520	468	988
2	412	791	1203
3	389	972	1361
4	439	887	1326
5	111	304	415
6	31	104	135
7	17	34	51
-6	121	130	251
-7	3	149	152
-9	13	21	34

Weighted Percentages

	F2F		Web		Total	
	Raw	Weights	Raw	Weights	Raw	Weights
1	25.3	17.7	12.1	11.8	16.7	13.8
2	20.0	21.0	20.5	19.4	20.3	20.0
3	18.9	20.8	25.2	25.1	23.0	23.6
4	21.4	24.6	23.0	23.1	22.4	23.7
5	5.4	6.0	7.9	8.5	7.0	7.7
6	1.5	2.7	2.7	2.5	2.3	2.6
7	0.8	1.0	0.9	1.1	0.9	1.1
-6	5.9	5.6	3.4	3.5	4.2	4.2
-7	0.1	0.1	3.9	4.1	2.6	2.7
-9	0.6	0.4	0.5	0.8	0.6	0.7

stype_hwkasian

Label: CASI Stereotype: Asians hardworking
Position: Post election survey, section-item no. 162.5-5
Description: CASI Post group stereotypes
Question: Where would you rate ASIAN-AMERICANS in general on this scale?
 <br clear=all>
Randomization: Order of groups after whites.
Logic: Please make answering this question a soft requirement (if R clicks >> a prompt appears but if R clicks >> a 2nd time R is allowed to go to next screen).
Source: Respondent

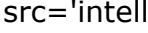
Unweighted Frequencies

	F2F	Web	Total
1	488	654	1142
2	458	1088	1546
3	382	863	1245
4	462	708	1170
5	84	188	272
6	27	44	71
7	19	14	33
-6	121	130	251
-7	3	149	152
-9	12	22	34

Weighted Percentages

	F2F		Web		Total	
	Raw	Weights	Raw	Weights	Raw	Weights
1	23.7	21.2	16.9	15.0	19.3	17.2
2	22.3	22.8	28.2	27.1	26.1	25.6
3	18.6	19.7	22.4	23.9	21.0	22.4
4	22.5	23.5	18.3	19.2	19.8	20.7
5	4.1	4.3	4.9	4.6	4.6	4.5
6	1.3	1.8	1.1	1.1	1.2	1.4
7	0.9	0.7	0.4	0.6	0.6	0.6
-6	5.9	5.6	3.4	3.5	4.2	4.2
-7	0.1	0.1	3.9	4.1	2.6	2.7
-9	0.6	0.3	0.6	0.9	0.6	0.7

stype_intwhite

Label: CASI Stereotype: Whites intelligent
Position: Post election survey, section-item no. 162.5-7
Description: CASI Post group stereotypes
Question: Where would you rate WHITES in general on this scale?  width='600' height='80' align='left' border='0' /> <br clear=all>
Logic: Randomize the order of the groups after whites. Please make answering this question a soft requirement (if R clicks >> a prompt appears but if R clicks >> a 2nd time R is allowed to go to next screen).
Source: Respondent

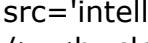
Unweighted Frequencies

	F2F	Web	Total
1	366	439	805
2	466	905	1371
3	432	1066	1498
4	539	995	1534
5	77	120	197
6	16	19	35
7	22	8	30
-6	121	130	251
-7	3	149	152
-9	14	29	43

Weighted Percentages

	F2F		Web		Total	
	Raw	Weights	Raw	Weights	Raw	Weights
1	17.8	15.4	11.4	11.5	13.6	12.8
2	22.7	23.0	23.4	23.8	23.2	23.5
3	21.0	22.8	27.6	26.1	25.3	25.0
4	26.2	29.3	25.8	26.6	25.9	27.5
5	3.7	2.3	3.1	3.0	3.3	2.8
6	0.8	0.6	0.5	0.3	0.6	0.4
7	1.1	0.5	0.2	0.2	0.5	0.3
-6	5.9	5.6	3.4	3.5	4.2	4.2
-7	0.1	0.1	3.9	4.1	2.6	2.7
-9	0.7	0.3	0.8	1.0	0.7	0.7

stype_intblack

Label: CASI Stereotype: Blacks intelligent
Position: Post election survey, section-item no. 162.5-8
Description: CASI Post group stereotypes
Question: Where would you rate BLACKS in general on this scale?  width='600' height='80' align='left' border='0' /> <br clear=all>
Randomization: Order of groups after whites.
Logic: Please make answering this question a soft requirement (if R clicks >> a prompt appears but if R clicks >> a 2nd time R is allowed to go to next screen).
Source: Respondent

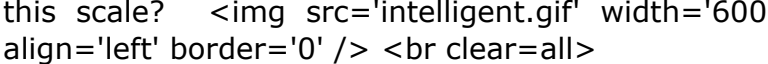
Unweighted Frequencies

	F2F	Web	Total
1	273	271	544
2	292	438	730
3	414	816	1230
4	646	1332	1978
5	195	478	673
6	65	158	223
7	35	60	95
-6	121	130	251
-7	3	149	152
-9	12	28	40

Weighted Percentages

	F2F		Web		Total	
	Raw	Weights	Raw	Weights	Raw	Weights
1	13.3	8.7	7.0	6.8	9.2	7.5
2	14.2	12.7	11.3	10.2	12.3	11.1
3	20.1	20.2	21.1	19.5	20.8	19.7
4	31.4	37.3	34.5	36.1	33.4	36.5
5	9.5	9.8	12.4	13.1	11.4	12.0
6	3.2	3.4	4.1	4.5	3.8	4.1
7	1.7	1.7	1.6	1.3	1.6	1.4
-6	5.9	5.6	3.4	3.5	4.2	4.2
-7	0.1	0.1	3.9	4.1	2.6	2.7
-9	0.6	0.4	0.7	1.0	0.7	0.8

stype_inthisp

Label: CASI Stereotype: Hispanics intelligent
Position: Post election survey, section-item no. 162.5-9
Description: CASI Post group stereotypes
Question: Where would you rate HISPANIC-AMERICANS in general on this scale? 
align='left' border='0' />
Randomization: Order of groups after whites.
Logic: Please make answering this question a soft requirement (if R clicks >> a prompt appears but if R clicks >> a 2nd time R is allowed to go to next screen).
Source: Respondent

Unweighted Frequencies

	F2F	Web	Total
1	239	262	501
2	275	432	707
3	464	927	1391
4	698	1402	2100
5	178	406	584
6	43	95	138
7	22	30	52
-6	121	130	251
-7	3	149	152
-9	13	27	40

Weighted Percentages

	F2F		Web		Total	
	Raw	Weights	Raw	Weights	Raw	Weights
1	11.6	9.2	6.8	6.3	8.5	7.3
2	13.4	11.3	11.2	9.4	12.0	10.1
3	22.6	22.4	24.0	22.7	23.5	22.6
4	33.9	38.0	36.3	38.1	35.5	38.1
5	8.7	9.1	10.5	10.9	9.9	10.3
6	2.1	2.5	2.5	2.9	2.3	2.8
7	1.1	1.2	0.8	1.1	0.9	1.1
-6	5.9	5.6	3.4	3.5	4.2	4.2
-7	0.1	0.1	3.9	4.1	2.6	2.7
-9	0.6	0.4	0.7	1.0	0.7	0.8

stype_intasian

Label: CASI Stereotype: Asians intelligent
Position: Post election survey, section-item no. 162.5-10
Description: CASI Post group stereotypes
Question: Where would you rate ASIAN-AMERICANS in general on this scale?
 <br clear=all>
Randomization: Order of groups after whites.
Logic: Please make answering this question a soft requirement (if R clicks >> a prompt appears but if R clicks >> a 2nd time R is allowed to go to next screen).
Source: Respondent

Unweighted Frequencies

	F2F	Web	Total
1	506	699	1205
2	505	1051	1556
3	356	850	1206
4	437	801	1238
5	71	116	187
6	23	25	48
7	24	11	35
-6	121	130	251
-7	3	149	152
-9	10	28	38

Weighted Percentages

	F2F		Web		Total	
	Raw	Weights	Raw	Weights	Raw	Weights
1	24.6	21.7	18.1	17.4	20.4	18.9
2	24.6	26.5	27.2	26.6	26.3	26.5
3	17.3	18.7	22.0	22.0	20.4	20.8
4	21.3	22.2	20.8	21.9	20.9	22.0
5	3.5	3.2	3.0	3.0	3.2	3.0
6	1.1	1.0	0.6	0.5	0.8	0.6
7	1.2	0.8	0.3	0.3	0.6	0.5
-6	5.9	5.6	3.4	3.5	4.2	4.2
-7	0.1	0.1	3.9	4.1	2.6	2.7
-9	0.5	0.3	0.7	1.0	0.6	0.7

tipi_extra

Label: CASI TIPI extraverted, enthusiastic
Position: Post election survey, section-item no. 162.56-1
Description: CASI TIPI personality traits
Question: We're interested in how you see yourself. Please mark how well the following pair of words describes you, even if one word describes you better than the other. 'extraverted, enthusiastic' describes me
Logic: After the 1st TIPI item, if it is not too difficult please have the lead text (We're interested...better than the other') in a light gray color rather than black. Please make answering this question a soft requirement (if R clicks >> a prompt appears but if R clicks >> a 2nd time R is allowed to go to next screen).
Source: Respondent

Unweighted Frequencies

	F2F	Web	Total
1. Extremely poorly	34	116	150
2. Somewhat poorly	82	279	361
3. A little poorly	120	472	592
4. Neither poorly nor well	409	800	1209
5. A little well	364	793	1157
6. Somewhat well	655	875	1530
7. Extremely well	263	235	498
-6. Not asked, unit nonresponse (no Post-election interview)	121	130	251
-7. Deleted due to partial (Post-election) interview	3	149	152
-9. Refused	5	11	16

Weighted Percentages

	F2F		Web		Total	
	Raw	Weights	Raw	Weights	Raw	Weights
1. Extremely poorly	1.7	1.1	3.0	3.2	2.5	2.5
2. Somewhat poorly	4.0	4.9	7.2	7.3	6.1	6.5
3. A little poorly	5.8	6.0	12.2	12.5	10.0	10.2
4. Neither poorly nor well	19.9	20.0	20.7	21.5	20.4	21.0
5. A little well	17.7	18.3	20.5	20.3	19.6	19.6
6. Somewhat well	31.9	32.8	22.7	21.4	25.9	25.4
7. Extremely well	12.8	11.1	6.1	5.7	8.4	7.6
-6. Not asked, unit nonresponse (no Post-election interview)	5.9	5.6	3.4	3.5	4.2	4.2
-7. Deleted due to partial (Post-election) interview	0.1	0.1	3.9	4.1	2.6	2.7
-9. Refused	0.2	0.2	0.3	0.4	0.3	0.4

tipi_crit

Label: CASI TIPI critical, quarrelsome
Position: Post election survey, section-item no. 162.56-2
Description: CASI TIPI personality traits
Question: We're interested in how you see yourself. Please mark how well the following pair of words describes you, even if one word describes you better than the other. 'critical, quarrelsome' describes me
Logic: Please make answering this question a soft requirement (if R clicks >> a prompt appears but if R clicks >> a 2nd time R is allowed to go to next screen).
Source: Respondent

Unweighted Frequencies

	F2F	Web	Total
1. Extremely poorly	284	665	949
2. Somewhat poorly	318	864	1182
3. A little poorly	243	512	755
4. Neither poorly nor well	503	756	1259
5. A little well	341	537	878
6. Somewhat well	182	191	373
7. Extremely well	57	43	100
-6. Not asked, unit nonresponse (no Post-election interview)	121	130	251
-7. Deleted due to partial (Post-election) interview	3	149	152
-9. Refused	4	13	17

Weighted Percentages

	F2F		Web		Total	
	Raw	Weights	Raw	Weights	Raw	Weights
1. Extremely poorly	13.8	13.7	17.2	16.4	16.0	15.4
2. Somewhat poorly	15.5	18.6	22.4	21.4	20.0	20.4
3. A little poorly	11.8	13.1	13.3	13.9	12.8	13.6
4. Neither poorly nor well	24.5	23.1	19.6	19.8	21.3	21.0
5. A little well	16.6	15.1	13.9	14.6	14.8	14.8
6. Somewhat well	8.9	8.4	4.9	4.7	6.3	6.0
7. Extremely well	2.8	2.2	1.1	1.1	1.7	1.5
-6. Not asked, unit nonresponse (no Post-election interview)	5.9	5.6	3.4	3.5	4.2	4.2
-7. Deleted due to partial (Post-election) interview	0.1	0.1	3.9	4.1	2.6	2.7
-9. Refused	0.2	0.1	0.3	0.5	0.3	0.4

tipi_dep

Label: CASI TIPI dependable, self-disciplined
Position: Post election survey, section-item no. 162.56-3
Description: CASI TIPI personality traits
Question: We're interested in how you see yourself. Please mark how well the following pair of words describes you, even if one word describes you better than the other. 'dependable, self-disciplined' describes me
Logic: Please make answering this question a soft requirement (if R clicks >> a prompt appears but if R clicks >> a 2nd time R is allowed to go to next screen).
Source: Respondent

Unweighted Frequencies

	F2F	Web	Total
1. Extremely poorly	10	13	23
2. Somewhat poorly	30	27	57
3. A little poorly	51	109	160
4. Neither poorly nor well	158	312	470
5. A little well	251	561	812
6. Somewhat well	716	1474	2190
7. Extremely well	711	1074	1785
-6. Not asked, unit nonresponse (no Post-election interview)	121	130	251
-7. Deleted due to partial (Post-election) interview	3	149	152
-9. Refused	5	11	16

Weighted Percentages

	F2F		Web		Total	
	Raw	Weights	Raw	Weights	Raw	Weights
1. Extremely poorly	0.5	0.5	0.3	0.3	0.4	0.4
2. Somewhat poorly	1.5	1.0	0.7	0.7	1.0	0.8
3. A little poorly	2.5	2.4	2.8	3.1	2.7	2.9
4. Neither poorly nor well	7.7	7.4	8.1	9.1	7.9	8.5
5. A little well	12.2	10.6	14.5	14.8	13.7	13.3
6. Somewhat well	34.8	37.8	38.2	37.8	37.0	37.8
7. Extremely well	34.6	34.4	27.8	26.2	30.2	29.0
-6. Not asked, unit nonresponse (no Post-election interview)	5.9	5.6	3.4	3.5	4.2	4.2
-7. Deleted due to partial (Post-election) interview	0.1	0.1	3.9	4.1	2.6	2.7
-9. Refused	0.2	0.2	0.3	0.5	0.3	0.4

tipi_anx

Label: CASI TIPI anxious, easily upset
Position: Post election survey, section-item no. 162.56-4
Description: CASI TIPI personality traits
Question: We're interested in how you see yourself. Please mark how well the following pair of words describes you, even if one word describes you better than the other. 'anxious, easily upset' describes me
Logic: Please make answering this question a soft requirement (if R clicks >> a prompt appears but if R clicks >> a 2nd time R is allowed to go to next screen).
Source: Respondent

Unweighted Frequencies

	F2F	Web	Total
1. Extremely poorly	264	526	790
2. Somewhat poorly	373	830	1203
3. A little poorly	261	533	794
4. Neither poorly nor well	415	757	1172
5. A little well	316	589	905
6. Somewhat well	212	250	462
7. Extremely well	84	82	166
-6. Not asked, unit nonresponse (no Post-election interview)	121	130	251
-7. Deleted due to partial (Post-election) interview	3	149	152
-9. Refused	7	14	21

Weighted Percentages

	F2F		Web		Total	
	Raw	Weights	Raw	Weights	Raw	Weights
1. Extremely poorly	12.8	12.9	13.6	12.1	13.4	12.4
2. Somewhat poorly	18.1	18.9	21.5	20.4	20.3	19.9
3. A little poorly	12.7	13.7	13.8	13.7	13.4	13.7
4. Neither poorly nor well	20.2	19.3	19.6	19.8	19.8	19.6
5. A little well	15.4	15.6	15.3	16.8	15.3	16.4
6. Somewhat well	10.3	9.9	6.5	6.4	7.8	7.6
7. Extremely well	4.1	3.8	2.1	2.8	2.8	3.1
-6. Not asked, unit nonresponse (no Post-election interview)	5.9	5.6	3.4	3.5	4.2	4.2
-7. Deleted due to partial (Post-election) interview	0.1	0.1	3.9	4.1	2.6	2.7
-9. Refused	0.3	0.2	0.4	0.5	0.4	0.4

tipi_open

Label: CASI TIPI open to new experiences
Position: Post election survey, section-item no. 162.56-5
Description: CASI TIPI personality traits
Question: We're interested in how you see yourself. Please mark how well the following pair of words describes you, even if one word describes you better than the other. 'open to new experiences, complex' describes me
Logic: Please make answering this question a soft requirement (if R clicks >> a prompt appears but if R clicks >> a 2nd time R is allowed to go to next screen).
Source: Respondent

Unweighted Frequencies

	F2F	Web	Total
1. Extremely poorly	19	35	54
2. Somewhat poorly	43	176	219
3. A little poorly	97	390	487
4. Neither poorly nor well	294	796	1090
5. A little well	426	983	1409
6. Somewhat well	676	885	1561
7. Extremely well	370	305	675
-6. Not asked, unit nonresponse (no Post-election interview)	121	130	251
-7. Deleted due to partial (Post-election) interview	3	149	152
-9. Refused	7	11	18

Weighted Percentages

	F2F		Web		Total	
	Raw	Weights	Raw	Weights	Raw	Weights
1. Extremely poorly	0.9	0.8	0.9	0.8	0.9	0.8
2. Somewhat poorly	2.1	2.0	4.6	5.0	3.7	3.9
3. A little poorly	4.7	5.5	10.1	11.1	8.2	9.2
4. Neither poorly nor well	14.3	14.0	20.6	20.8	18.4	18.4
5. A little well	20.7	22.9	25.5	25.8	23.8	24.8
6. Somewhat well	32.9	34.1	22.9	20.9	26.4	25.5
7. Extremely well	18.0	14.7	7.9	7.7	11.4	10.2
-6. Not asked, unit nonresponse (no Post-election interview)	5.9	5.6	3.4	3.5	4.2	4.2
-7. Deleted due to partial (Post-election) interview	0.1	0.1	3.9	4.1	2.6	2.7
-9. Refused	0.3	0.2	0.3	0.4	0.3	0.3

tipi_resv

Label: CASI TIPI reserved, quiet
Position: Post election survey, section-item no. 162.56-6
Description: CASI TIPI personality traits
Question: We're interested in how you see yourself. Please mark how well the following pair of words describes you, even if one word describes you better than the other. 'reserved, quiet' describes me
Logic: Please make answering this question a soft requirement (if R clicks >> a prompt appears but if R clicks >> a 2nd time R is allowed to go to next screen).
Source: Respondent

Unweighted Frequencies

	F2F	Web	Total
1. Extremely poorly	147	183	330
2. Somewhat poorly	205	335	540
3. A little poorly	209	405	614
4. Neither poorly nor well	338	677	1015
5. A little well	434	880	1314
6. Somewhat well	405	738	1143
7. Extremely well	188	353	541
-6. Not asked, unit nonresponse (no Post-election interview)	121	130	251
-7. Deleted due to partial (Post-election) interview	3	149	152
-9. Refused	6	10	16

Weighted Percentages

	F2F		Web		Total	
	Raw	Weights	Raw	Weights	Raw	Weights
1. Extremely poorly	7.1	6.9	4.7	5.0	5.6	5.7
2. Somewhat poorly	10.0	11.9	8.7	8.4	9.1	9.6
3. A little poorly	10.2	11.5	10.5	10.8	10.4	11.0
4. Neither poorly nor well	16.4	17.0	17.5	16.9	17.2	16.9
5. A little well	21.1	21.2	22.8	23.7	22.2	22.8
6. Somewhat well	19.7	18.2	19.1	17.9	19.3	18.0
7. Extremely well	9.1	7.4	9.1	9.4	9.1	8.7
-6. Not asked, unit nonresponse (no Post-election interview)	5.9	5.6	3.4	3.5	4.2	4.2
-7. Deleted due to partial (Post-election) interview	0.1	0.1	3.9	4.1	2.6	2.7
-9. Refused	0.3	0.2	0.3	0.4	0.3	0.3

tipi_warm

Label: CASI TIPI sympathetic, warm
Position: Post election survey, section-item no. 162.56-7
Description: CASI TIPI personality traits
Question: We're interested in how you see yourself. Please mark how well the following pair of words describes you, even if one word describes you better than the other. 'sympathetic, warm' describes me
Logic: Please make answering this question a soft requirement (if R clicks >> a prompt appears but if R clicks >> a 2nd time R is allowed to go to next screen).
Source: Respondent

Unweighted Frequencies

	F2F	Web	Total
1. Extremely poorly	15	17	32
2. Somewhat poorly	23	71	94
3. A little poorly	65	172	237
4. Neither poorly nor well	196	467	663
5. A little well	365	908	1273
6. Somewhat well	704	1262	1966
7. Extremely well	560	672	1232
-6. Not asked, unit nonresponse (no Post-election interview)	121	130	251
-7. Deleted due to partial (Post-election) interview	3	149	152
-9. Refused	4	12	16

Weighted Percentages

	F2F		Web		Total	
	Raw	Weights	Raw	Weights	Raw	Weights
1. Extremely poorly	0.7	0.6	0.4	0.4	0.5	0.4
2. Somewhat poorly	1.1	1.3	1.8	2.1	1.6	1.8
3. A little poorly	3.2	3.2	4.5	4.8	4.0	4.2
4. Neither poorly nor well	9.5	9.9	12.1	13.3	11.2	12.1
5. A little well	17.8	18.8	23.5	23.6	21.5	21.9
6. Somewhat well	34.2	34.9	32.7	30.9	33.2	32.3
7. Extremely well	27.2	25.4	17.4	16.9	20.8	19.9
-6. Not asked, unit nonresponse (no Post-election interview)	5.9	5.6	3.4	3.5	4.2	4.2
-7. Deleted due to partial (Post-election) interview	0.1	0.1	3.9	4.1	2.6	2.7
-9. Refused	0.2	0.2	0.3	0.4	0.3	0.3

tipi_disorg

Label: CASI TIPI disorganized, careless
Position: Post election survey, section-item no. 162.56-8
Description: CASI TIPI personality traits
Question: We're interested in how you see yourself. Please mark how well the following pair of words describes you, even if one word describes you better than the other. 'disorganized, careless' describes me
Logic: Please make answering this question a soft requirement (if R clicks >> a prompt appears but if R clicks >> a 2nd time R is allowed to go to next screen).
Source: Respondent

Unweighted Frequencies

	F2F	Web	Total
1. Extremely poorly	570	1113	1683
2. Somewhat poorly	452	977	1429
3. A little poorly	246	534	780
4. Neither poorly nor well	316	517	833
5. A little well	186	276	462
6. Somewhat well	113	106	219
7. Extremely well	45	48	93
-6. Not asked, unit nonresponse (no Post-election interview)	121	130	251
-7. Deleted due to partial (Post-election) interview	3	149	152
-9. Refused	4	10	14

Weighted Percentages

	F2F		Web		Total	
	Raw	Weights	Raw	Weights	Raw	Weights
1. Extremely poorly	27.7	27.7	28.8	28.3	28.4	28.1
2. Somewhat poorly	22.0	25.8	25.3	24.4	24.2	24.9
3. A little poorly	12.0	12.7	13.8	14.1	13.2	13.6
4. Neither poorly nor well	15.4	13.6	13.4	14.2	14.1	14.0
5. A little well	9.0	7.8	7.2	7.2	7.8	7.4
6. Somewhat well	5.5	4.8	2.7	2.7	3.7	3.5
7. Extremely well	2.2	1.7	1.2	1.1	1.6	1.3
-6. Not asked, unit nonresponse (no Post-election interview)	5.9	5.6	3.4	3.5	4.2	4.2
-7. Deleted due to partial (Post-election) interview	0.1	0.1	3.9	4.1	2.6	2.7
-9. Refused	0.2	0.1	0.3	0.4	0.2	0.3

tipi_calm

Label: CASI TIPI calm, emotionally stable
Position: Post election survey, section-item no. 162.56-9
Description: CASI TIPI personality traits
Question: We're interested in how you see yourself. Please mark how well the following pair of words describes you, even if one word describes you better than the other. 'calm, emotionally stable' describes me
Logic: Please make answering this question a soft requirement (if R clicks >> a prompt appears but if R clicks >> a 2nd time R is allowed to go to next screen).
Source: Respondent

Unweighted Frequencies

	F2F	Web	Total
1. Extremely poorly	17	39	56
2. Somewhat poorly	47	81	128
3. A little poorly	98	223	321
4. Neither poorly nor well	278	631	909
5. A little well	380	772	1152
6. Somewhat well	716	1258	1974
7. Extremely well	392	565	957
-6. Not asked, unit nonresponse (no Post-election interview)	121	130	251
-7. Deleted due to partial (Post-election) interview	3	149	152
-9. Refused	4	12	16

Weighted Percentages

	F2F		Web		Total	
	Raw	Weights	Raw	Weights	Raw	Weights
1. Extremely poorly	0.8	0.6	1.0	1.0	0.9	0.9
2. Somewhat poorly	2.3	2.2	2.1	2.6	2.2	2.5
3. A little poorly	4.8	4.7	5.8	6.0	5.4	5.5
4. Neither poorly nor well	13.5	14.1	16.3	18.1	15.4	16.7
5. A little well	18.5	18.2	20.0	20.0	19.5	19.3
6. Somewhat well	34.8	36.2	32.6	30.4	33.4	32.4
7. Extremely well	19.1	18.3	14.6	13.8	16.2	15.4
-6. Not asked, unit nonresponse (no Post-election interview)	5.9	5.6	3.4	3.5	4.2	4.2
-7. Deleted due to partial (Post-election) interview	0.1	0.1	3.9	4.1	2.6	2.7
-9. Refused	0.2	0.1	0.3	0.5	0.3	0.4

tipi_conv

Label: CASI TIPI conventional, uncreative
Position: Post election survey, section-item no. 162.56-10
Description: CASI TIPI personality traits
Question: We're interested in how you see yourself. Please mark how well the following pair of words describes you, even if one word describes you better than the other. 'conventional, uncreative' describes me
Logic: Please make answering this question a soft requirement (if R clicks >> a prompt appears but if R clicks >> a 2nd time R is allowed to go to next screen).
Source: Respondent

Unweighted Frequencies

	F2F	Web	Total
1. Extremely poorly	329	433	762
2. Somewhat poorly	421	757	1178
3. A little poorly	327	714	1041
4. Neither poorly nor well	435	922	1357
5. A little well	212	470	682
6. Somewhat well	148	216	364
7. Extremely well	56	60	116
-6. Not asked, unit nonresponse (no Post-election interview)	121	130	251
-7. Deleted due to partial (Post-election) interview	3	149	152
-9. Refused	4	9	13

Weighted Percentages

	F2F		Web		Total	
	Raw	Weights	Raw	Weights	Raw	Weights
1. Extremely poorly	16.0	13.4	11.2	11.1	12.9	11.9
2. Somewhat poorly	20.5	23.5	19.6	18.1	19.9	20.0
3. A little poorly	15.9	17.0	18.5	19.6	17.6	18.7
4. Neither poorly nor well	21.2	21.7	23.9	22.9	22.9	22.5
5. A little well	10.3	10.1	12.2	12.9	11.5	11.9
6. Somewhat well	7.2	6.3	5.6	5.7	6.2	5.9
7. Extremely well	2.7	2.0	1.6	1.9	2.0	1.9
-6. Not asked, unit nonresponse (no Post-election interview)	5.9	5.6	3.4	3.5	4.2	4.2
-7. Deleted due to partial (Post-election) interview	0.1	0.1	3.9	4.1	2.6	2.7
-9. Refused	0.2	0.2	0.2	0.3	0.2	0.3

incpo_totinc

Label: CASI Total income amount
Position: Pre and Post-election survey, section-item no. 162.6-1
Description: CASI Family and R income - Post
Question: [/Information about income is very important to understand how people are doing financially these days. Your answers are confidential. Would you please give your best guess?] The next question is about [the total income of all the members of your family living here / your total income] in 2011, before taxes. This figure should include income from all sources, including salaries, wages, pensions, Social Security, dividends, interest, and all other income. What was [the total income in 2011 of all your family members living here / your total income in 2011]?

Universe: IF R DID NOT PROVIDE INCOME IN THE PRE: IF R HAS NOT ATTEMPTED TO SKIP THIS QUESTION / IF R HAS ATTEMPTED ONCE TO SKIP THIS QUESTION: IF R IS NOT ONLY MEMBER OF R'S FAMILY IN RESIDENCE IN R'S HOUSEHOLD / IF R IS ONLY MEMBER OF R'S FAMILY IN RESIDENCE IN R'S HOUSEHOLD:

Logic: This asks the same income questions which appeared in the Pre but only for respondents who did not answer in full in the Pre. Ask if Pre item INC TOTMISS40 in(DK,RF,missing or 2) and INC TOTL20 not in(1,2,3,4,5,6) and INC TOTG20L40 not in(7,8,9,10,11,12) and INC TOTG40L70 not in(13,14,15,16,17,18) and INC TOTG70L100 not in(19,20,21,22) and INC TOTG100 not in(23,24,25,26,27,28); else skip. In preceding module FINANCE, item FINANCE FINFAM asks the number of family members residing with R. If FINANCE FINFAM > 0 or FINANCE FINFAM in(DK,RF) then FILL 'the total income of all the members of your family living here' and 'the total income in 2011 of all your family members living here' else FILL 'your total income' and 'your total income in 2011'. Please make answering this question a soft requirement with message displayed as: 'Information about income is very important to understand how people are doing financially these days. Your answers are confidential. Would you please give your best guess?' The return event should occur only once; if R does not respond a 2nd time, R should proceed to INCPO TOTMISS40.

Source: Respondent

3 unique outcomes.

Unweighted Frequencies

	<u>Count</u>
-3. Restricted access	5513
-6. Not asked, unit nonresponse (no Post-election interview)	251
-7. Deleted due to partial (Post-election) interview	152
Refused	0
Breakoff	0
Error	0
Inapplicable	<u>0</u>

incpo_totmiss40

Label: CASI Income amt missing - ge or lt 40K
Position: Pre and Post-election survey, section-item no. 162.6-3
Description: CASI Family and R income - Post
Question: [/Information about income is very important to understand how people are doing financially these days. Your answers are confidential. Would you please give your best guess?] Was it 40,000 or more, or less than that?
Universe: IF R DID NOT PROVIDE INCOME IN THE PRE: IF R HAS NOT ATTEMPTED TO SKIP THIS QUESTION / IF R HAS ATTEMPTED ONCE TO SKIP THIS QUESTION: IF TOTAL INCOME NUMBER GIVEN BY R WAS MISSING:
Logic: Ask if R attempted twice to proceed without answering (soft requirement) at INCPO TOTINC, else skip. Please make answering this question a soft requirement with message displayed as: 'Information about income is very important to understand how people are doing financially these days. Your answers are confidential. Would you please give your best guess?' The return event should occur only once; if R does not respond a 2nd time, R should proceed to next module.
Source: Respondent

Unweighted Frequencies

	F2F	Web	Total
1. 40,000 or more	14	35	49
2. Less than 40,000	33	23	56
-1. Inapplicable	1885	3478	5363
-6. Not asked, unit nonresponse (no Post-election interview)	121	130	251
-7. Deleted due to partial (Post-election) interview	3	149	152
-9. Refused	0	45	45

Weighted Percentages							
	F2F		Web		Total		
	Raw	Weights	Raw	Weights	Raw	Weights	
1. 40,000 or more	0.7	0.6	0.9	0.9	0.8	0.8	
2. Less than 40,000	1.6	1.2	0.6	0.6	0.9	0.8	
-1. Inapplicable	91.7	92.5	90.1	89.5	90.7	90.5	
-6. Not asked, unit nonresponse (no Post-election interview)	5.9	5.6	3.4	3.5	4.2	4.2	
-7. Deleted due to partial (Post-election) interview	0.1	0.1	3.9	4.1	2.6	2.7	
-9. Refused	0.0	0.0	1.2	1.4	0.8	0.9	

incpo_totmiss20

Label: CASI Income amt missing - ge or lt 20K
Position: Pre and Post-election survey, section-item no. 162.6-4
Description: CASI Family and R income - Post
Question: [/Information about income is very important to understand how people are doing financially these days. Your answers are confidential. Would you please give your best guess?] Was it 20,000 or more, or less than that?
Universe: IF R DID NOT PROVIDE INCOME IN THE PRE: IF R HAS NOT ATTEMPTED TO SKIP THIS QUESTION / IF R HAS ATTEMPTED ONCE TO SKIP THIS QUESTION: IF TOTAL INCOME NUMBER GIVEN BY R WAS MISSING: IF R INDICATED INCOME LESS THAN 40,000:
Logic: Ask if INCPO TOTMISS40 =2, else skip. Please make answering this question a soft requirement with message displayed as: 'Information about income is very important to understand how people are doing financially these days. Your answers are confidential. Would you please give your best guess?' The return event should occur only once; if R does not respond a 2nd time, R should proceed to next module.
Source: Respondent

Unweighted Frequencies

	F2F	Web	Total
1. 20,000 or more	13	8	21
2. Less than 20,000	19	10	29
-1. Inapplicable	1899	3558	5457
-6. Not asked, unit nonresponse (no Post-election interview)	121	130	251
-7. Deleted due to partial (Post-election) interview	3	149	152
-9. Refused	1	5	6

	Weighted Percentages					
	F2F		Web		Total	
	Raw	Weights	Raw	Weights	Raw	Weights
1. 20,000 or more	0.6	0.5	0.2	0.3	0.4	0.3
2. Less than 20,000	0.9	0.7	0.3	0.3	0.5	0.4
-1. Inapplicable	92.4	93.1	92.2	91.8	92.2	92.2
-6. Not asked, unit nonresponse (no Post-election interview)	5.9	5.6	3.4	3.5	4.2	4.2
-7. Deleted due to partial (Post-election) interview	0.1	0.1	3.9	4.1	2.6	2.7
-9. Refused	0.0	0.0	0.1	0.1	0.1	0.1

incpo_totl20

Label: CASI Income amt missing - categories lt 20K
Position: Pre and Post-election survey, section-item no. 162.6-5
Description: CASI Family and R income - Post
Question: [/Information about income is very important to understand how people are doing financially these days. Your answers are confidential. Would you please give your best guess?] Please mark the answer that includes the income of all members of your family living here in 2011 before taxes.
Universe: IF R DID NOT PROVIDE INCOME IN THE PRE: IF R HAS NOT ATTEMPTED TO SKIP THIS QUESTION / IF R HAS ATTEMPTED ONCE TO SKIP THIS QUESTION: IF TOTAL INCOME NUMBER GIVEN BY R WAS MISSING: IF R INDICATED INCOME LESS THAN 40,000: IF R INDICATED INCOME LESS THAN 20,000:
Logic: Ask if INCPO TOTMISS20 =2, else skip. Please make answering this question a soft requirement with message displayed as: 'Information about income is very important to understand how people are doing financially these days. Your answers are confidential. Would you please give your best guess?' The return event should occur only once; if R does not respond a 2nd time, R should proceed to next module.
Source: Respondent

Unweighted Frequencies

	F2F	Web	Total
1. Under 5,000	1	3	4
2. 5,000-9,999	1	2	3
3. 10,000-12,499	3	0	3
4. 12,500-14,999	2	0	2
5. 15,000-17,499	6	0	6
6. 17,500-19,999	5	0	5
-1. Inapplicable	1913	3571	5484
-6. Not asked, unit nonresponse (no Post-election interview)	121	130	251
-7. Deleted due to partial (Post-election) interview	3	149	152
-9. Refused	1	5	6

Weighted Percentages

	F2F		Web		Total	
	Raw	Weights	Raw	Weights	Raw	Weights
1. Under 5,000	0.0	0.1	0.1	0.1	0.1	0.1
2. 5,000-9,999	0.0	0.0	0.1	0.1	0.1	0.1
3. 10,000-12,499	0.1	0.1	0.0	0.0	0.1	0.0
4. 12,500-14,999	0.1	0.1	0.0	0.0	0.0	0.0
5. 15,000-17,499	0.3	0.2	0.0	0.0	0.1	0.1
6. 17,500-19,999	0.2	0.2	0.0	0.0	0.1	0.1
-1. Inapplicable	93.0	93.6	92.5	92.1	92.7	92.6
-6. Not asked, unit nonresponse (no Post-election interview)	5.9	5.6	3.4	3.5	4.2	4.2
-7. Deleted due to partial (Post-election) interview	0.1	0.1	3.9	4.1	2.6	2.7
-9. Refused	0.0	0.0	0.1	0.2	0.1	0.1

incpo_totg20140

Label: CASI Income amt missing - categories 20-40K
Position: Pre and Post-election survey, section-item no. 162.6-6
Description: CASI Family and R income - Post
Question: [/Information about income is very important to understand how people are doing financially these days. Your answers are confidential. Would you please give your best guess?] Please mark the answer that includes the income of all members of your family living here in 2011 before taxes.
Universe: IF R DID NOT PROVIDE INCOME IN THE PRE: IF R HAS NOT ATTEMPTED TO SKIP THIS QUESTION / IF R HAS ATTEMPTED ONCE TO SKIP THIS QUESTION: IF TOTAL INCOME NUMBER GIVEN BY R WAS MISSING: IF R INDICATED INCOME LESS THAN 40,000: IF R INDICATED INCOME 20,000 OR MORE:
Logic: Ask if INCPO TOTMISS20 =1, else skip. Please make answering this question a soft requirement with message displayed as: 'Information about income is very important to understand how people are doing financially these days. Your answers are confidential. Would you please give your best guess?' The return event should occur only once; if R does not respond a 2nd time, R should proceed to next module.
Source: Respondent

Unweighted Frequencies

	F2F	Web	Total
09. 25,000-27,499	1	0	1
10. 27,500-29,999	2	0	2
11. 30,000-34,999	4	1	5
12. 35,000-39,999	3	1	4
-1. Inapplicable	1919	3573	5492
-6. Not asked, unit nonresponse (no Post-election interview)	121	130	251
-7. Deleted due to partial (Post-election) interview	3	149	152
-9. Refused	3	6	9

Weighted Percentages

	F2F		Web		Total	
	Raw	Weights	Raw	Weights	Raw	Weights
09. 25,000-27,499	0.0	0.1	0.0	0.0	0.0	0.0
10. 27,500-29,999	0.1	0.1	0.0	0.0	0.0	0.0
11. 30,000-34,999	0.2	0.1	0.0	0.0	0.1	0.1
12. 35,000-39,999	0.1	0.1	0.0	0.1	0.1	0.1
-1. Inapplicable	93.3	93.8	92.6	92.2	92.8	92.7
-6. Not asked, unit nonresponse (no Post-election interview)	5.9	5.6	3.4	3.5	4.2	4.2
-7. Deleted due to partial (Post-election) interview	0.1	0.1	3.9	4.1	2.6	2.7
-9. Refused	0.1	0.1	0.2	0.1	0.2	0.1

incpo_totmiss70

Label: CASI Income amt missing - ge or lt 70K
Position: Pre and Post-election survey, section-item no. 162.6-7
Description: CASI Family and R income - Post
Question: [/Information about income is very important to understand how people are doing financially these days. Your answers are confidential. Would you please give your best guess?] Was it 70,000 or more, or less than that?
Universe: IF R DID NOT PROVIDE INCOME IN THE PRE: IF R HAS NOT ATTEMPTED TO SKIP THIS QUESTION / IF R HAS ATTEMPTED ONCE TO SKIP THIS QUESTION: IF TOTAL INCOME NUMBER GIVEN BY R WAS MISSING: IF R INDICATED INCOME 40,000 OR MORE:
Logic: Ask if INCPO TOTMISS40=1, else skip. Please make answering this question a soft requirement with message displayed as: 'Information about income is very important to understand how people are doing financially these days. Your answers are confidential. Would you please give your best guess?' The return event should occur only once; if R does not respond a 2nd time, R should proceed to next module.
Source: Respondent

Unweighted Frequencies

	F2F	Web	Total
1. 70,000 or more	5	18	23
2. Less than 70,000	8	7	15
-1. Inapplicable	1918	3546	5464
-6. Not asked, unit nonresponse (no Post-election interview)	121	130	251
-7. Deleted due to partial (Post-election) interview	3	149	152
-9. Refused	1	10	11

Weighted Percentages							
	F2F		Web		Total		
	Raw	Weights	Raw	Weights	Raw	Weights	
1. 70,000 or more	0.2	0.3	0.5	0.5	0.4	0.4	
2. Less than 70,000	0.4	0.2	0.2	0.1	0.3	0.1	
-1. Inapplicable	93.3	93.7	91.9	91.6	92.4	92.3	
-6. Not asked, unit nonresponse (no Post-election interview)	5.9	5.6	3.4	3.5	4.2	4.2	
-7. Deleted due to partial (Post-election) interview	0.1	0.1	3.9	4.1	2.6	2.7	
-9. Refused	0.0	0.1	0.3	0.3	0.2	0.2	

incpo_totg40I70

Label: CASI Income amt missing - categories 40-70K
Position: Pre and Post-election survey, section-item no. 162.6-8
Description: CASI Family and R income - Post
Question: [/Information about income is very important to understand how people are doing financially these days. Your answers are confidential. Would you please give your best guess?] Please mark the answer that includes the income of all members of your family living here in 2011 before taxes.
Universe: IF R DID NOT PROVIDE INCOME IN THE PRE: IF R HAS NOT ATTEMPTED TO SKIP THIS QUESTION / IF R HAS ATTEMPTED ONCE TO SKIP THIS QUESTION: IF TOTAL INCOME NUMBER GIVEN BY R WAS MISSING: IF R INDICATED INCOME 40,000 OR MORE: IF R INDICATED INCOME LESS THAN 70,000:
Logic: Ask if INCPO TOTMISS70=2, else skip. Please make answering this question a soft requirement with message displayed as: 'Information about income is very important to understand how people are doing financially these days. Your answers are confidential. Would you please give your best guess?' The return event should occur only once; if R does not respond a 2nd time, R should proceed to next module.
Source: Respondent

Unweighted Frequencies

	F2F	Web	Total
13. 40,000-44,999	2	0	2
14. 45,000-49,999	1	3	4
15. 50,000-54,999	2	0	2
16. 55,000-59,999	0	1	1
17. 60,000-64,999	3	0	3
-1. Inapplicable	1924	3574	5498
-6. Not asked, unit nonresponse (no Post-election interview)	121	130	251
-7. Deleted due to partial (Post-election) interview	3	149	152
-9. Refused	0	3	3

Weighted Percentages

	F2F		Web		Total	
	Raw	Weights	Raw	Weights	Raw	Weights
13. 40,000-44,999	0.1	0.1	0.0	0.0	0.0	0.0
14. 45,000-49,999	0.0	0.0	0.1	0.1	0.1	0.1
15. 50,000-54,999	0.1	0.1	0.0	0.0	0.0	0.0
17. 60,000-64,999	0.1	0.0	0.0	0.0	0.1	0.0
-1. Inapplicable	93.6	94.1	92.6	92.3	92.9	92.9
-6. Not asked, unit nonresponse (no Post-election interview)	5.9	5.6	3.4	3.5	4.2	4.2
-7. Deleted due to partial (Post-election) interview	0.1	0.1	3.9	4.1	2.6	2.7
-9. Refused	0.0	0.0	0.1	0.0	0.1	0.0

incpo_totmiss100

Label: CASI Income amt missing - ge or lt 100K
Position: Pre and Post-election survey, section-item no. 162.6-9
Description: CASI Family and R income - Post
Question: [/Information about income is very important to understand how people are doing financially these days. Your answers are confidential. Would you please give your best guess?] Was it 100,000 or more, or less than that?
Universe: IF R DID NOT PROVIDE INCOME IN THE PRE: IF R HAS NOT ATTEMPTED TO SKIP THIS QUESTION / IF R HAS ATTEMPTED ONCE TO SKIP THIS QUESTION: IF TOTAL INCOME NUMBER GIVEN BY R WAS MISSING: IF R INDICATED INCOME 40,000 OR MORE: IF R INDICATED INCOME 70,000 OR MORE:
Logic: Ask if INCPO TOTMISS70=1, else skip. Please make answering this question a soft requirement with message displayed as: 'Information about income is very important to understand how people are doing financially these days. Your answers are confidential. Would you please give your best guess?' The return event should occur only once; if R does not respond a 2nd time, R should proceed to next module.
Source: Respondent

Unweighted Frequencies

	F2F	Web	Total
1. 100,000 or more	1	9	10
2. Less than 100,000	3	1	4
-1. Inapplicable	1927	3563	5490
-6. Not asked, unit nonresponse (no Post-election interview)	121	130	251
-7. Deleted due to partial (Post-election) interview	3	149	152
-9. Refused	1	8	9

	Weighted Percentages					
	F2F		Web		Total	
	Raw	Weights	Raw	Weights	Raw	Weights
1. 100,000 or more	0.0	0.0	0.2	0.2	0.2	0.2
2. Less than 100,000	0.1	0.3	0.0	0.0	0.1	0.1
-1. Inapplicable	93.7	94.0	92.3	91.9	92.8	92.6
-6. Not asked, unit nonresponse (no Post-election interview)	5.9	5.6	3.4	3.5	4.2	4.2
-7. Deleted due to partial (Post-election) interview	0.1	0.1	3.9	4.1	2.6	2.7
-9. Refused	0.0	0.0	0.2	0.2	0.2	0.2

incpo_totg70|100

Label: CASI Income amt missing - categories 70-100K
Position: Pre and Post-election survey, section-item no. 162.6-10
Description: CASI Family and R income - Post
Question: [/Information about income is very important to understand how people are doing financially these days. Your answers are confidential. Would you please give your best guess?] Please mark the answer that includes the income of all members of your family living here in 2011 before taxes.
Universe: IF R DID NOT PROVIDE INCOME IN THE PRE: IF R HAS NOT ATTEMPTED TO SKIP THIS QUESTION / IF R HAS ATTEMPTED ONCE TO SKIP THIS QUESTION: IF TOTAL INCOME NUMBER GIVEN BY R WAS MISSING: IF R INDICATED INCOME 40,000 OR MORE: IF R INDICATED INCOME 70,000 OR MORE: IF R INDICATED INCOME LESS THAN 100,000:
Logic: Ask if INCPO TOTMISS100=2, else skip. Please make answering this question a soft requirement with message displayed as: 'Information about income is very important to understand how people are doing financially these days. Your answers are confidential. Would you please give your best guess?' The return event should occur only once; if R does not respond a 2nd time, R should proceed to next module.
Source: Respondent

Unweighted Frequencies

	F2F	Web	Total
20. 75,000-79,999	1	0	1
21. 80,000-89,999	1	0	1
-1. Inapplicable	1929	3580	5509
-6. Not asked, unit nonresponse (no Post-election interview)	121	130	251
-7. Deleted due to partial (Post-election) interview	3	149	152
-9. Refused	1	1	2

Weighted Percentages							
	F2F		Web		Total		
	Raw	Weights	Raw	Weights	Raw	Weights	
20. 75,000-79,999	0.0	0.1	0.0	0.0	0.0	0.0	
21. 80,000-89,999	0.0	0.1	0.0	0.0	0.0	0.0	
-1. Inapplicable	93.8	94.0	92.7	92.4	93.1	93.0	
-6. Not asked, unit nonresponse (no Post-election interview)	5.9	5.6	3.4	3.5	4.2	4.2	
-7. Deleted due to partial (Post-election) interview	0.1	0.1	3.9	4.1	2.6	2.7	
-9. Refused	0.0	0.1	0.0	0.0	0.0	0.0	

incpo_totg100

Label: CASI Income amt missing - categories 100+K
Position: Pre and Post-election survey, section-item no. 162.6-11
Description: CASI Family and R income - Post
Question: [/Information about income is very important to understand how people are doing financially these days. Your answers are confidential. Would you please give your best guess?] Please mark the answer that includes the income of all members of your family living here in 2011 before taxes.
Universe: IF R DID NOT PROVIDE INCOME IN THE PRE: IF R HAS NOT ATTEMPTED TO SKIP THIS QUESTION / IF R HAS ATTEMPTED ONCE TO SKIP THIS QUESTION: IF TOTAL INCOME NUMBER GIVEN BY R WAS MISSING: IF R INDICATED INCOME 40,000 OR MORE: IF R INDICATED INCOME 70,000 OR MORE: IF R INDICATED INCOME 100,000 OR MORE:
Logic: Ask if INCPO TOTMISS100=1, else skip. Please make answering this question a soft requirement with message displayed as: 'Information about income is very important to understand how people are doing financially these days. Your answers are confidential. Would you please give your best guess?' The return event should occur only once; if R does not respond a 2nd time, R should proceed to next module.
Source: Respondent

Unweighted Frequencies

	F2F	Web	Total
23. 100,000-109,999	0	1	1
24. 110,000-124,999	0	1	1
28. 250,000 or more	1	0	1
-1. Inapplicable	1931	3572	5503
-6. Not asked, unit nonresponse (no Post-election interview)	121	130	251
-7. Deleted due to partial (Post-election) interview	3	149	152
-9. Refused	0	7	7

		Weighted Percentages					
		F2F		Web		Total	
		Raw	Weights	Raw	Weights	Raw	Weights
24.	110,000-124,999	0.0	0.0	0.0	0.1	0.0	0.0
	-1. Inapplicable	93.9	94.3	92.5	92.2	93.0	92.9
	-6. Not asked, unit nonresponse (no Post-election interview)	5.9	5.6	3.4	3.5	4.2	4.2
	-7. Deleted due to partial (Post-election) interview	0.1	0.1	3.9	4.1	2.6	2.7
	-9. Refused	0.0	0.0	0.2	0.2	0.1	0.1

incgroup_prepost

Label: CASI/WEB: PREPOST SUMMARY- Family income

30 unique outcomes. 10 most frequently appearing outcomes:

Unweighted Frequencies

	<u>Count</u>
01. Under 5,000	661
11. 30,000-34,999	324
12. 35,000-39,999	289
15. 50,000-54,999	273
21. 80,000-89,999	261
13. 40,000-44,999	258
17. 60,000-64,999	225
23. 100,000-109,999	219
09. 25,000-27,499	215
07. 20,000-22,499	<u>210</u>

discrim_blacks

Label: CASI Discrimination in the U.S. against Blacks
Position: Post election survey, section-item no. 162.8-1.3
Description: CASI Discrimination in the U.S. for groups and personally
Question: (How much discrimination is there in the United States today against each of the following groups?) Blacks [A great deal, a lot, a moderate amount, a little, or none at all / none at all, a little, a moderate amount, a lot or a great deal]?
Randomization: Order of social groups
Logic: Please make answering this question a soft requirement (if R clicks >> a prompt appears but if R clicks >> a 2nd time R is allowed to go to next screen).
Source: Respondent

Unweighted Frequencies

	F2F	Web	Total
1. A great deal	296	379	675
2. A lot	505	779	1284
3. A moderate amount	712	1370	2082
4. A little	325	908	1233
5. None at all	72	124	196
-6. Not asked, unit nonresponse (no Post-election interview)	121	130	251
-7. Deleted due to partial (Post-election) interview	3	149	152
-9. Refused	22	21	43

Weighted Percentages

	F2F		Web		Total	
	Raw	Weights	Raw	Weights	Raw	Weights
1. A great deal	14.4	9.6	9.8	9.7	11.4	9.7
2. A lot	24.6	21.8	20.2	18.2	21.7	19.4
3. A moderate amount	34.6	39.6	35.5	35.4	35.2	36.9
4. A little	15.8	19.1	23.5	24.8	20.8	22.8
5. None at all	3.5	3.5	3.2	3.4	3.3	3.4
-6. Not asked, unit nonresponse (no Post-election interview)	5.9	5.6	3.4	3.5	4.2	4.2
-7. Deleted due to partial (Post-election) interview	0.1	0.1	3.9	4.1	2.6	2.7
-9. Refused	1.1	0.7	0.5	0.9	0.7	0.8

discrim_hispanics

Label: CASI Discrimination in the U.S. against Hispanics
Position: Post election survey, section-item no. 162.8-2
Description: CASI Discrimination in the U.S. for groups and personally
Question: (How much discrimination is there in the United States today against each of the following groups?) Hispanics ([A great deal, a lot, a moderate amount, a little, or none at all / none at all, a little, a moderate amount, a lot or a great deal]?)
Randomization: Order of social groups
Logic: Please make answering this question a soft requirement (if R clicks >> a prompt appears but if R clicks >> a 2nd time R is allowed to go to next screen).
Source: Respondent

Unweighted Frequencies

	F2F	Web	Total
1. A great deal	208	352	560
2. A lot	528	881	1409
3. A moderate amount	741	1404	2145
4. A little	368	815	1183
5. None at all	66	106	172
-6. Not asked, unit nonresponse (no Post-election interview)	121	130	251
-7. Deleted due to partial (Post-election) interview	3	149	152
-9. Refused	21	23	44

Weighted Percentages

	F2F		Web		Total	
	Raw	Weights	Raw	Weights	Raw	Weights
1. A great deal	10.1	7.2	9.1	8.9	9.5	8.3
2. A lot	25.7	22.5	22.8	21.4	23.8	21.8
3. A moderate amount	36.0	40.9	36.4	36.5	36.3	38.0
4. A little	17.9	20.0	21.1	21.6	20.0	21.0
5. None at all	3.2	2.9	2.7	3.1	2.9	3.1
-6. Not asked, unit nonresponse (no Post-election interview)	5.9	5.6	3.4	3.5	4.2	4.2
-7. Deleted due to partial (Post-election) interview	0.1	0.1	3.9	4.1	2.6	2.7
-9. Refused	1.0	0.7	0.6	0.9	0.7	0.8

discrim_whites

Label: CASI Discrimination in the U.S. against Whites
Position: Post election survey, section-item no. 162.8-3
Description: CASI Discrimination in the U.S. for groups and personally
Question: (How much discrimination is there in the United States today against each of the following groups?) Whites ([A great deal, a lot, a moderate amount, a little, or none at all / none at all, a little, a moderate amount, a lot or a great deal]?)
Randomization: Order of social groups
Logic: Please make answering this question a soft requirement (if R clicks >> a prompt appears but if R clicks >> a 2nd time R is allowed to go to next screen).
Source: Respondent

Unweighted Frequencies

	F2F	Web	Total
1. A great deal	48	81	129
2. A lot	77	191	268
3. A moderate amount	389	728	1117
4. A little	848	1642	2490
5. None at all	548	917	1465
-6. Not asked, unit nonresponse (no Post-election interview)	121	130	251
-7. Deleted due to partial (Post-election) interview	3	149	152
-9. Refused	22	22	44

Weighted Percentages

	F2F		Web		Total	
	Raw	Weights	Raw	Weights	Raw	Weights
1. A great deal	2.3	2.0	2.1	2.4	2.2	2.2
2. A lot	3.7	4.2	4.9	5.1	4.5	4.8
3. A moderate amount	18.9	21.0	18.9	19.3	18.9	19.9
4. A little	41.2	45.5	42.5	43.0	42.1	43.9
5. None at all	26.7	20.7	23.8	21.8	24.8	21.4
-6. Not asked, unit nonresponse (no Post-election interview)	5.9	5.6	3.4	3.5	4.2	4.2
-7. Deleted due to partial (Post-election) interview	0.1	0.1	3.9	4.1	2.6	2.7
-9. Refused	1.1	0.8	0.6	0.9	0.7	0.9

discrim_gays

Label: CASI Discrimination in the U.S. against Gays and Lesbians
Position: Post election survey, section-item no. 162.8-4
Description: CASI Discrimination in the U.S. for groups and personally
Question: (How much discrimination is there in the United States today against each of the following groups?) Gays and Lesbians ([A great deal, a lot, a moderate amount, a little, or none at all / none at all, a little, a moderate amount, a lot or a great deal]?)
Randomization: Order of social groups
Logic: Please make answering this question a soft requirement (if R clicks >> a prompt appears but if R clicks >> a 2nd time R is allowed to go to next screen).
Source: Respondent

Unweighted Frequencies

	F2F	Web	Total
1. A great deal	509	729	1238
2. A lot	672	1163	1835
3. A moderate amount	475	1023	1498
4. A little	203	523	726
5. None at all	51	122	173
-6. Not asked, unit nonresponse (no Post-election interview)	121	130	251
-7. Deleted due to partial (Post-election) interview	3	149	152
-9. Refused	22	21	43

Weighted Percentages

	F2F		Web		Total	
	Raw	Weights	Raw	Weights	Raw	Weights
1. A great deal	24.8	21.5	18.9	18.3	20.9	19.4
2. A lot	32.7	33.7	30.1	29.5	31.0	31.0
3. A moderate amount	23.1	24.9	26.5	26.6	25.3	26.0
4. A little	9.9	11.0	13.5	14.2	12.3	13.1
5. None at all	2.5	2.4	3.2	2.9	2.9	2.7
-6. Not asked, unit nonresponse (no Post-election interview)	5.9	5.6	3.4	3.5	4.2	4.2
-7. Deleted due to partial (Post-election) interview	0.1	0.1	3.9	4.1	2.6	2.7
-9. Refused	1.1	0.8	0.5	0.8	0.7	0.8

discrim_women

Label: CASI Discrimination in the U.S. against Women
Position: Post election survey, section-item no. 162.8-5
Description: CASI Discrimination in the U.S. for groups and personally
Question: (How much discrimination is there in the United States today against each of the following groups?) Women ([A great deal, a lot, a moderate amount, a little, or none at all / none at all, a little, a moderate amount, a lot or a great deal]?)
Randomization: Order of social groups
Logic: Please make answering this question a soft requirement (if R clicks >> a prompt appears but if R clicks >> a 2nd time R is allowed to go to next screen).
Source: Respondent

Unweighted Frequencies

	F2F	Web	Total
1. A great deal	159	188	347
2. A lot	371	528	899
3. A moderate amount	768	1326	2094
4. A little	529	1317	1846
5. None at all	82	199	281
-6. Not asked, unit nonresponse (no Post-election interview)	121	130	251
-7. Deleted due to partial (Post-election) interview	3	149	152
-9. Refused	23	23	46

Weighted Percentages

	F2F		Web		Total	
	Raw	Weights	Raw	Weights	Raw	Weights
1. A great deal	7.7	4.8	4.9	4.9	5.9	4.9
2. A lot	18.0	15.1	13.7	12.1	15.2	13.1
3. A moderate amount	37.4	38.3	34.4	34.0	35.4	35.5
4. A little	25.7	30.9	34.1	34.8	31.2	33.4
5. None at all	4.0	4.4	5.2	5.7	4.7	5.3
-6. Not asked, unit nonresponse (no Post-election interview)	5.9	5.6	3.4	3.5	4.2	4.2
-7. Deleted due to partial (Post-election) interview	0.1	0.1	3.9	4.1	2.6	2.7
-9. Refused	1.1	0.7	0.6	0.9	0.8	0.9

discrim_self

Label: CASI How much discrimination has R faced personal
Position: Post election survey, section-item no. 162.8-6
Description: CASI Discrimination in the U.S. for groups and personally
Question: How much discrimination have YOU personally faced because of your ethnicity or race? [A great deal, a lot, a moderate amount, a little, or none at all / None at all, a little, a moderate amount, a lot, or a great deal]?
Logic: Please make answering this question a soft requirement (if R clicks >> a prompt appears but if R clicks >> a 2nd time R is allowed to go to next screen).
Source: Respondent

Unweighted Frequencies

	F2F	Web	Total
1. A great deal	117	101	218
2. A lot	154	173	327
3. A moderate amount	398	560	958
4. A little	635	1220	1855
5. None at all	621	1515	2136
-6. Not asked, unit nonresponse (no Post-election interview)	121	130	251
-7. Deleted due to partial (Post-election) interview	3	149	152
-9. Refused	7	12	19

Weighted Percentages

	F2F		Web		Total	
	Raw	Weights	Raw	Weights	Raw	Weights
1. A great deal	5.7	3.5	2.6	2.5	3.7	2.8
2. A lot	7.5	4.8	4.5	4.0	5.5	4.3
3. A moderate amount	19.4	13.7	14.5	13.8	16.2	13.8
4. A little	30.9	31.1	31.6	31.1	31.4	31.1
5. None at all	30.2	41.0	39.2	40.5	36.1	40.7
-6. Not asked, unit nonresponse (no Post-election interview)	5.9	5.6	3.4	3.5	4.2	4.2
-7. Deleted due to partial (Post-election) interview	0.1	0.1	3.9	4.1	2.6	2.7
-9. Refused	0.3	0.2	0.3	0.5	0.3	0.4

rstype_violcath

Label: WEB ONLY: religious stereotype violent - Catholics
 Position: Post election survey, section-item no. 162.85-1.1
 Description: CASI: Religious stereotypes
 Question: Next we will ask how well some words describe Catholics, Protestants, Muslims, Mormons, and non-religious people. How well does the word 'violent' describe most Catholics? [Extremely well, very well, moderately well, slightly well, or not at all / not at all, slightly well, moderately well, very well, or extremely well]?
 Randomization: Order of religious groups excepting the non-religious (last)
 Logic: For each of the 2 religious stereotypes in this module (violent and patriotic), randomize the order of the religious groups except for 'non-religious people' which is always last.
 Web Logic: Online, administer this section as the last section of the survey.
 Source: Respondent

Unweighted Frequencies

	F2F	Web	Total
1. Extremely well	0	28	28
2. Very well	0	81	81
3. Moderately well	0	337	337
4. Slightly	0	686	686
5. Not at all	0	2411	2411
-1. Inapplicable	1932	0	1932
-6. Not asked, unit nonresponse (no Post-election interview)	121	130	251
-7. Deleted due to partial (Post-election) interview	3	149	152
-9. Refused	0	38	38

Weighted Percentages

	F2F		Web		Total	
	Raw	Weights	Raw	Weights	Raw	Weights
1. Extremely well	0.0	0.0	0.7	0.9	0.5	0.6
2. Very well	0.0	0.0	2.1	2.0	1.4	1.3
3. Moderately well	0.0	0.0	8.7	8.9	5.7	5.8
4. Slightly	0.0	0.0	17.8	17.7	11.6	11.5
5. Not at all	0.0	0.0	62.5	61.6	40.8	40.2
-1. Inapplicable	94.0	94.3	0.0	0.0	32.7	32.8
-6. Not asked, unit nonresponse (no Post-election interview)	5.9	5.6	3.4	3.5	4.2	4.2
-7. Deleted due to partial (Post-election) interview	0.1	0.1	3.9	4.1	2.6	2.7
-9. Refused	0.0	0.0	1.0	1.3	0.6	0.9

rstype_violprot

Label: WEB ONLY: religious stereotype violent - Protestants
Position: Post election survey, section-item no. 162.85-1.2
Description: CASI: Religious stereotypes
Question: How well does the word 'violent' describe most Protestants? [Extremely well, very well, moderately well, slightly well, or not at all / not at all, slightly well, moderately well, very well, or extremely well]?
Randomization: Order of religious groups excepting the non-religious (last)
Source: Respondent

Unweighted Frequencies

	F2F	Web	Total
1. Extremely well	0	31	31
2. Very well	0	68	68
3. Moderately well	0	381	381
4. Slightly	0	681	681
5. Not at all	0	2378	2378
-1. Inapplicable	1932	0	1932
-6. Not asked, unit nonresponse (no Post-election interview)	121	130	251
-7. Deleted due to partial (Post-election) interview	3	149	152
-9. Refused	0	42	42

Weighted Percentages

	F2F		Web		Total	
	Raw	Weights	Raw	Weights	Raw	Weights
1. Extremely well	0.0	0.0	0.8	1.1	0.5	0.7
2. Very well	0.0	0.0	1.8	1.3	1.1	0.9
3. Moderately well	0.0	0.0	9.9	10.2	6.4	6.7
4. Slightly	0.0	0.0	17.6	17.5	11.5	11.4
5. Not at all	0.0	0.0	61.6	60.8	40.2	39.7
-1. Inapplicable	94.0	94.3	0.0	0.0	32.7	32.8
-6. Not asked, unit nonresponse (no Post-election interview)	5.9	5.6	3.4	3.5	4.2	4.2
-7. Deleted due to partial (Post-election) interview	0.1	0.1	3.9	4.1	2.6	2.7
-9. Refused	0.0	0.0	1.1	1.5	0.7	1.0

rstype_violmusl

Label: WEB ONLY: religious stereotype violent - Muslims
Position: Post election survey, section-item no. 162.85-1.3
Description: CASI: Religious stereotypes
Question: How well does the word 'violent' describe most Muslims? [Extremely well, very well, moderately well, slightly well, or not at all / not at all, slightly well, moderately well, very well, or extremely well]?
Randomization: Order of religious groups excepting the non-religious (last)
Source: Respondent

Unweighted Frequencies

	F2F	Web	Total
1. Extremely well	0	300	300
2. Very well	0	428	428
3. Moderately well	0	798	798
4. Slightly	0	1005	1005
5. Not at all	0	1001	1001
-1. Inapplicable	1932	0	1932
-6. Not asked, unit nonresponse (no Post-election interview)	121	130	251
-7. Deleted due to partial (Post-election) interview	3	149	152
-9. Refused	0	49	49

Weighted Percentages

	F2F		Web		Total	
	Raw	Weights	Raw	Weights	Raw	Weights
1. Extremely well	0.0	0.0	7.8	7.9	5.1	5.2
2. Very well	0.0	0.0	11.1	10.8	7.2	7.1
3. Moderately well	0.0	0.0	20.7	22.0	13.5	14.4
4. Slightly	0.0	0.0	26.0	24.7	17.0	16.1
5. Not at all	0.0	0.0	25.9	25.2	16.9	16.4
-1. Inapplicable	94.0	94.3	0.0	0.0	32.7	32.8
-6. Not asked, unit nonresponse (no Post-election interview)	5.9	5.6	3.4	3.5	4.2	4.2
-7. Deleted due to partial (Post-election) interview	0.1	0.1	3.9	4.1	2.6	2.7
-9. Refused	0.0	0.0	1.3	1.7	0.8	1.1

rstype_violmorm

Label: WEB ONLY: religious stereotype violent - Mormons
Position: Post election survey, section-item no. 162.85-1.4
Description: CASI: Religious stereotypes
Question: How well does the word 'violent' describe most Mormons? [Extremely well, very well, moderately well, slightly well, or not at all / not at all, slightly well, moderately well, very well, or extremely well]?
Randomization: Order of religious groups excepting the non-religious (last)
Source: Respondent

Unweighted Frequencies

	F2F	Web	Total
1. Extremely well	0	23	23
2. Very well	0	62	62
3. Moderately well	0	290	290
4. Slightly	0	493	493
5. Not at all	0	2671	2671
-1. Inapplicable	1932	0	1932
-6. Not asked, unit nonresponse (no Post-election interview)	121	130	251
-7. Deleted due to partial (Post-election) interview	3	149	152
-9. Refused	0	42	42

Weighted Percentages

	F2F		Web		Total	
	Raw	Weights	Raw	Weights	Raw	Weights
1. Extremely well	0.0	0.0	0.6	0.8	0.4	0.5
2. Very well	0.0	0.0	1.6	1.5	1.0	1.0
3. Moderately well	0.0	0.0	7.5	8.8	4.9	5.8
4. Slightly	0.0	0.0	12.8	13.1	8.3	8.5
5. Not at all	0.0	0.0	69.2	66.8	45.1	43.6
-1. Inapplicable	94.0	94.3	0.0	0.0	32.7	32.8
-6. Not asked, unit nonresponse (no Post-election interview)	5.9	5.6	3.4	3.5	4.2	4.2
-7. Deleted due to partial (Post-election) interview	0.1	0.1	3.9	4.1	2.6	2.7
-9. Refused	0.0	0.0	1.1	1.5	0.7	1.0

rstype_violnonrel

Label: WEB ONLY: religious stereotype violent - nonreligious
Position: Post election survey, section-item no. 162.85-1.5
Description: CASI: Religious stereotypes
Question: How well does the word 'violent' describe most non-religious people? [Extremely well, very well, moderately well, slightly well, or not at all / not at all, slightly well, moderately well, very well, or extremely well]?
Randomization: Order of religious groups excepting the non-religious (last)
Source: Respondent

Unweighted Frequencies

	F2F	Web	Total
1. Extremely well	0	70	70
2. Very well	0	203	203
3. Moderately well	0	691	691
4. Slightly	0	1102	1102
5. Not at all	0	1474	1474
-1. Inapplicable	1932	0	1932
-6. Not asked, unit nonresponse (no Post-election interview)	121	130	251
-7. Deleted due to partial (Post-election) interview	3	149	152
-9. Refused	0	41	41

Weighted Percentages

	F2F		Web		Total	
	Raw	Weights	Raw	Weights	Raw	Weights
1. Extremely well	0.0	0.0	1.8	1.6	1.2	1.1
2. Very well	0.0	0.0	5.3	5.3	3.4	3.5
3. Moderately well	0.0	0.0	17.9	19.3	11.7	12.6
4. Slightly	0.0	0.0	28.5	28.3	18.6	18.5
5. Not at all	0.0	0.0	38.2	36.4	24.9	23.7
-1. Inapplicable	94.0	94.3	0.0	0.0	32.7	32.8
-6. Not asked, unit nonresponse (no Post-election interview)	5.9	5.6	3.4	3.5	4.2	4.2
-7. Deleted due to partial (Post-election) interview	0.1	0.1	3.9	4.1	2.6	2.7
-9. Refused	0.0	0.0	1.1	1.5	0.7	1.0

rstype_patrcath

Label: WEB ONLY: religious stereotype patriotic - Catholics
Position: Post election survey, section-item no. 162.85-2.1
Description: CASI: Religious stereotypes
Question: How well does the word 'patriotic' describe most Catholics? [Extremely well, very well, moderately well, slightly well, or not at all / not at all, slightly well, moderately well, very well, or extremely well]?
Randomization: Order of religious groups excepting the non-religious (last)
Source: Respondent

Unweighted Frequencies

	F2F	Web	Total
1. Extremely well	0	330	330
2. Very well	0	830	830
3. Moderately well	0	1284	1284
4. Slightly	0	703	703
5. Not at all	0	379	379
-1. Inapplicable	1932	0	1932
-6. Not asked, unit nonresponse (no Post-election interview)	121	130	251
-7. Deleted due to partial (Post-election) interview	3	149	152
-9. Refused	0	55	55

Weighted Percentages

	F2F		Web		Total	
	Raw	Weights	Raw	Weights	Raw	Weights
1. Extremely well	0.0	0.0	8.5	8.5	5.6	5.6
2. Very well	0.0	0.0	21.5	18.7	14.0	12.2
3. Moderately well	0.0	0.0	33.3	32.8	21.7	21.4
4. Slightly	0.0	0.0	18.2	19.9	11.9	13.0
5. Not at all	0.0	0.0	9.8	10.5	6.4	6.9
-1. Inapplicable	94.0	94.3	0.0	0.0	32.7	32.8
-6. Not asked, unit nonresponse (no Post-election interview)	5.9	5.6	3.4	3.5	4.2	4.2
-7. Deleted due to partial (Post-election) interview	0.1	0.1	3.9	4.1	2.6	2.7
-9. Refused	0.0	0.0	1.4	2.0	0.9	1.3

rstype_patrmusl

Label: WEB ONLY: religious stereotype patriotic - Muslims
Position: Post election survey, section-item no. 162.85-2.2
Description: CASI: Religious stereotypes
Question: How well does the word 'patriotic' describe most Muslims? [Extremely well, very well, moderately well, slightly well, or not at all / not at all, slightly well, moderately well, very well, or extremely well]?
Randomization: Order of religious groups excepting the non-religious (last)
Source: Respondent

Unweighted Frequencies

	F2F	Web	Total
1. Extremely well	0	131	131
2. Very well	0	309	309
3. Moderately well	0	886	886
4. Slightly	0	962	962
5. Not at all	0	1236	1236
-1. Inapplicable	1932	0	1932
-6. Not asked, unit nonresponse (no Post-election interview)	121	130	251
-7. Deleted due to partial (Post-election) interview	3	149	152
-9. Refused	0	57	57

Weighted Percentages

	F2F		Web		Total	
	Raw	Weights	Raw	Weights	Raw	Weights
1. Extremely well	0.0	0.0	3.4	3.0	2.2	2.0
2. Very well	0.0	0.0	8.0	7.6	5.2	5.0
3. Moderately well	0.0	0.0	23.0	21.9	15.0	14.3
4. Slightly	0.0	0.0	24.9	24.1	16.3	15.7
5. Not at all	0.0	0.0	32.0	33.8	20.9	22.0
-1. Inapplicable	94.0	94.3	0.0	0.0	32.7	32.8
-6. Not asked, unit nonresponse (no Post-election interview)	5.9	5.6	3.4	3.5	4.2	4.2
-7. Deleted due to partial (Post-election) interview	0.1	0.1	3.9	4.1	2.6	2.7
-9. Refused	0.0	0.0	1.5	2.0	1.0	1.3

rstype_patrmorm

Label: WEB ONLY: religious stereotype patriotic - Mormons
Position: Post election survey, section-item no. 162.85-2.3
Description: CASI: Religious stereotypes
Question: How well does the word 'patriotic' describe most Mormons? [Extremely well, very well, moderately well, slightly well, or not at all / not at all, slightly well, moderately well, very well, or extremely well]?
Randomization: Order of religious groups excepting the non-religious (last)
Source: Respondent

Unweighted Frequencies

	F2F	Web	Total
1. Extremely well	0	242	242
2. Very well	0	689	689
3. Moderately well	0	1251	1251
4. Slightly	0	840	840
5. Not at all	0	497	497
-1. Inapplicable	1932	0	1932
-6. Not asked, unit nonresponse (no Post-election interview)	121	130	251
-7. Deleted due to partial (Post-election) interview	3	149	152
-9. Refused	0	62	62

Weighted Percentages

	F2F		Web		Total	
	Raw	Weights	Raw	Weights	Raw	Weights
1. Extremely well	0.0	0.0	6.3	6.1	4.1	4.0
2. Very well	0.0	0.0	17.8	16.1	11.6	10.5
3. Moderately well	0.0	0.0	32.4	31.5	21.1	20.6
4. Slightly	0.0	0.0	21.8	22.6	14.2	14.8
5. Not at all	0.0	0.0	12.9	13.9	8.4	9.1
-1. Inapplicable	94.0	94.3	0.0	0.0	32.7	32.8
-6. Not asked, unit nonresponse (no Post-election interview)	5.9	5.6	3.4	3.5	4.2	4.2
-7. Deleted due to partial (Post-election) interview	0.1	0.1	3.9	4.1	2.6	2.7
-9. Refused	0.0	0.0	1.6	2.2	1.0	1.5

rstype_patrprot

Label: WEB ONLY: religious stereotype patriotic - Protestants
Position: Post election survey, section-item no. 162.85-2.4
Description: CASI: Religious stereotypes
Question: How well does the word 'patriotic' describe most Protestants? [Extremely well, very well, moderately well, slightly well, or not at all / not at all, slightly well, moderately well, very well, or extremely well]?
Randomization: Order of religious groups excepting the non-religious (last)
Source: Respondent

Unweighted Frequencies

	F2F	Web	Total
1. Extremely well	0	307	307
2. Very well	0	866	866
3. Moderately well	0	1281	1281
4. Slightly	0	669	669
5. Not at all	0	393	393
-1. Inapplicable	1932	0	1932
-6. Not asked, unit nonresponse (no Post-election interview)	121	130	251
-7. Deleted due to partial (Post-election) interview	3	149	152
-9. Refused	0	65	65

Weighted Percentages

	F2F		Web		Total	
	Raw	Weights	Raw	Weights	Raw	Weights
1. Extremely well	0.0	0.0	8.0	7.9	5.2	5.2
2. Very well	0.0	0.0	22.4	19.8	14.6	12.9
3. Moderately well	0.0	0.0	33.2	32.7	21.7	21.3
4. Slightly	0.0	0.0	17.3	18.3	11.3	12.0
5. Not at all	0.0	0.0	10.2	11.3	6.6	7.4
-1. Inapplicable	94.0	94.3	0.0	0.0	32.7	32.8
-6. Not asked, unit nonresponse (no Post-election interview)	5.9	5.6	3.4	3.5	4.2	4.2
-7. Deleted due to partial (Post-election) interview	0.1	0.1	3.9	4.1	2.6	2.7
-9. Refused	0.0	0.0	1.7	2.4	1.1	1.6

rstype_patrnnonrel

Label: WEB ONLY: religious stereotype patriotic - non-religio
Position: Post election survey, section-item no. 162.85-2.5
Description: CASI: Religious stereotypes
Question: How well does the word 'patriotic' describe most non-religious people? [Extremely well, very well, moderately well, slightly well, or not at all / not at all, slightly well, moderately well, very well, or extremely well]?
Randomization: Order of religious groups excepting the non-religious (last)
Source: Respondent

Unweighted Frequencies

	F2F	Web	Total
1. Extremely well	0	137	137
2. Very well	0	554	554
3. Moderately well	0	1459	1459
4. Slightly	0	864	864
5. Not at all	0	510	510
-1. Inapplicable	1932	0	1932
-6. Not asked, unit nonresponse (no Post-election interview)	121	130	251
-7. Deleted due to partial (Post-election) interview	3	149	152
-9. Refused	0	57	57

Weighted Percentages

	F2F		Web		Total	
	Raw	Weights	Raw	Weights	Raw	Weights
1. Extremely well	0.0	0.0	3.5	3.8	2.3	2.5
2. Very well	0.0	0.0	14.4	13.8	9.4	9.0
3. Moderately well	0.0	0.0	37.8	35.7	24.7	23.3
4. Slightly	0.0	0.0	22.4	23.6	14.6	15.4
5. Not at all	0.0	0.0	13.2	13.5	8.6	8.8
-1. Inapplicable	94.0	94.3	0.0	0.0	32.7	32.8
-6. Not asked, unit nonresponse (no Post-election interview)	5.9	5.6	3.4	3.5	4.2	4.2
-7. Deleted due to partial (Post-election) interview	0.1	0.1	3.9	4.1	2.6	2.7
-9. Refused	0.0	0.0	1.5	2.1	1.0	1.3